



Test setup for conducted AC powerline emission measurement



Test setup for conducted AC powerline emission measurement - continued -




Test setup for radiated emission measurement 9 kHz – 30 MHz




(The power supply and the access manager unit were in the shielded box)

Test setup for radiated emission measurement (alternate test site)



(The power supply and the access manager unit were in the shielded box)

Test setup for radiated emission measurement (alternate test site) - continued -



(The power supply and the access manager unit were in the shielded box)

Test setup for carrier frequency stability measurement

