

1 Product description

1.1 Kaba desktop reader 91 08 MRD

This quick guide describes the Kaba desktop reader 91 08 type 91 08-K5 SM-4500-M. The Kaba desktop reader 91 08 is suitable for reading and writing on LEGIC and MIFARE data carriers in terms of cards and keys.



The desktop reader is connected to the PC via a USB port. The device has a unique identification.

1.2 Main features

- Supported RFID standards:
 - LEGIC RF standard (prime)
 - LEGIC advant ISO-15693
 - LEGIC advant ISO-14443A
 - Other ISO 15693 (read only UID)
 - Other ISO 14443A (read only UID)
- Supported operating systems:
 - Windows 7 + Windows 7 x64
 - Windows Vista, x86 + x64
 - Windows XP, x86 + x64
 - Windows Server 2003, x86 + x64
 - Windows Server 2008, x86 + x64
 - Windows Server 2008 Release 2, x64
- Driver certified by Microsoft

1.3 Technical data

- Interface: USB V2.0 low speed
- Power supply: 5 V from USB
- Current consumption: max. 200 mA
- Dimensions: 107 x 45 x 90 mm
- Weight: 105 g
- Ambient temperature: 0 – 40°C
- Protection class according to IEC 60529: IP40

1.4 Scope of supply

- Kaba desktop reader 91 08 with USB connecting cable, length 1.5 m
- CD-ROM with driver software
- This quick guide

2 Installation



NOTICE!

Install the driver software first, then connect the device to the PC!

2.1 Installing the driver software

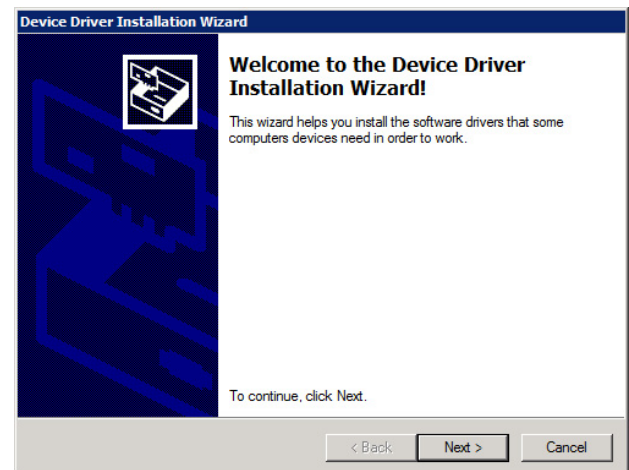
Insert the CD-ROM included in the scope of delivery into the computer drive.

The directory "USB-Drivers/ Kaba FTDI Driver Package" contains the required USB port drivers.

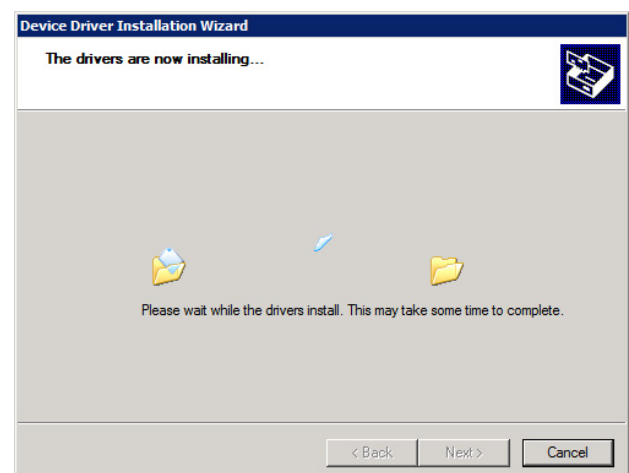
Please select the relevant driver for the used system.

- 32-Bit systems: dpinst32.exe
- 64-Bit systems: dpinst64.exe

Start setup by double clicking the relevant icon.

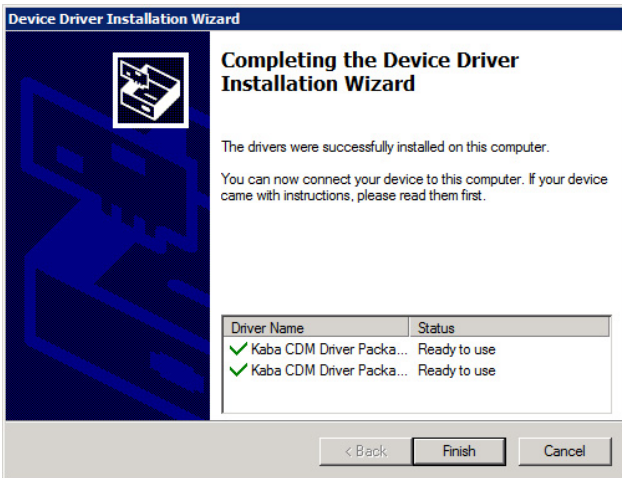


Press "Next" to start the installation.



The drivers are being installed.

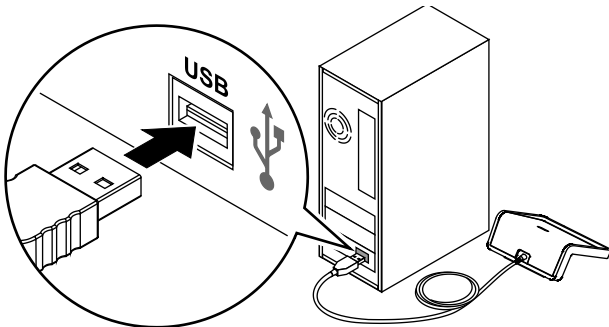
The successful installation is confirmed as follows:



Press "Finish" to finish the installation process.

2.2 Connecting the desktop reader

Connect the Kaba desktop reader 91 08 to a free USB port of the computer. USB extension cables or Hubs may not be used.

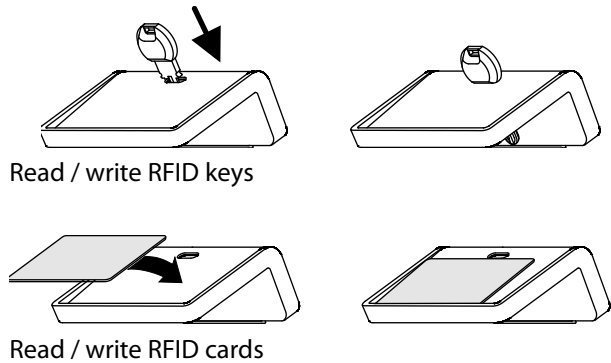


Windows recognizes and installs the device automatically. This process can take some minutes. The Kaba desktop reader 91 08 is now ready for use.

3 Operation

The design of the device guarantees that the media are fixed mechanically during a longer period without the need for user intervention.

The media are simply inserted (key) or placed (card, etc.).



4 Cleaning the device

A soft cloth and a soft cleaning agent are suitable for cleaning de device.

- Do not use alcohol, such as ethyl alcohol or isopropyl
- Do not use aggressive solvents or cleaning agent with added powder
- Avoid scratching and abrasive movements

5 Conformity

CE This device complies with the following standards:
EN 60950-1:2006 + A11:2009 + A1:2010 + A12:2011
EN 301 489-1 V1.9.1/EN 301 489-3 V1.4.1
EN 300 330-1 V1.7.1/EN 300 330-2 V1.5.1
according to the
R&TTE directive 1999/5/EC

RoHS This device complies with the
2002/95/EC directive.



DECLARATION OF CONFORMITY

according to FCC Part 15

This device complies with Part 15 of the FCC rules. Operation is subject to the following two conditions:

- This device may not cause harmful interference
- This device must accept any interference received, including interference that may cause undesired operation.

Please Note:

This equipment has been tested and found to comply with the limits for a Class B digital device, pursuant to Part 15 of the FCC Rules. These limits are designed to provide reasonable protection against harmful interference in a residential installation. This equipment generates, uses and can radiate radio frequency energy and, if not installed and used in accordance with the instructions, may cause harmful interference to radio communications. However, there is no guarantee that interference will not occur in a particular installation. If this equipment does cause harmful interference to radio or television reception, which can be determined by turning the equipment off and on, the user is encouraged to try to correct the interference by one or more of the following measures:

- Reorient or relocate the receiving antenna.
- Increase the separation between the equipment and receiver.
- Connect the equipment into an outlet on a circuit different from that to which the receiver is connected.

Consult the dealer or an experienced radio/TV technician for help.

Please Note:

Any changes or modifications not expressly approved by the party responsible for compliance could void the user's authority to operate the equipment.

Compliance Information Statement (Declaration of Conformity Procedure):

Responsible Party: Kaba Benzing America, Inc. dba Kaba Workforce Solutions
 Address: 3015 N Commerce Parkway, Miramar, FL 33025 USA
 Telephone: +1 954 416 1720
 Type of Equipment: Desktop Reader
 Model Name: 91 08-K5 SM-4500-M

Manufacturer:

Kaba GmbH
 Workforce Management
 Albertstraße 3
 D-78056 Villingen-Schwenningen

Sales: