

INTERTEK TESTING SERVICES

3.7 Line Conducted Configuration Photograph - Base Unit

Worst Case Line-Conducted Configuration

Front View

at 0.450 MHz




INTERTEK TESTING SERVICES

3.7 Line Conducted Configuration Photograph (cont.) - Base Unit

Worst Case Line-Conducted Configuration

Rear View

at 0.450 MHz




INTERTEK TESTING SERVICES

3.7 Line Conducted Configuration Photograph (cont.) - Base Unit

Worst Case Line-Conducted Configuration

Side View

at 0.450 MHz



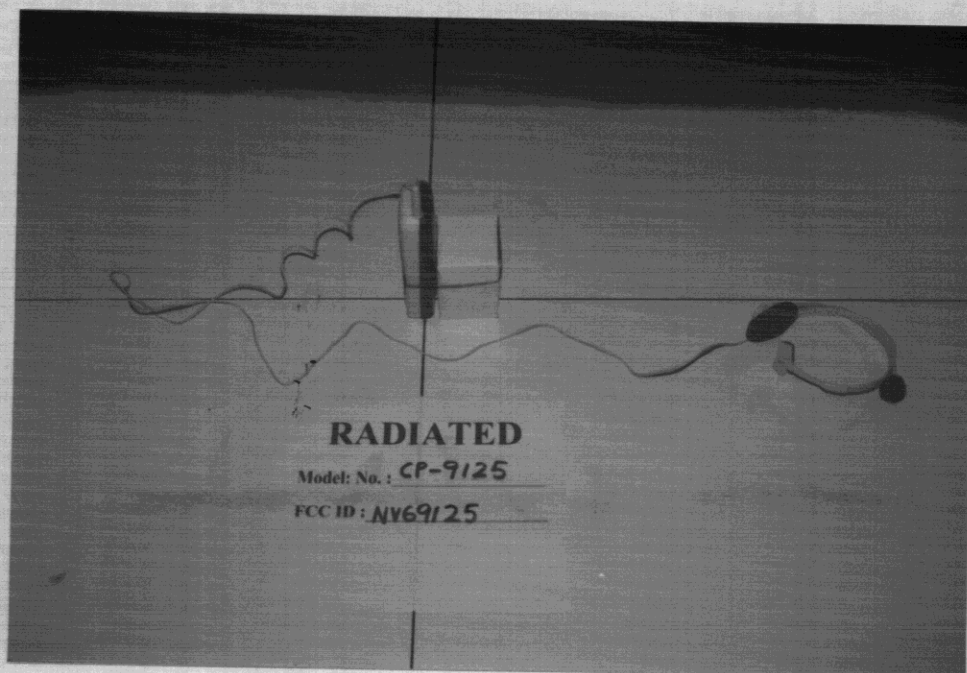
INTERTEK TESTING SERVICES

3.4 Radiated Emission Configuration Photograph - Handset

Worst Case Radiated Emission

Front View

at 927.900 MHz



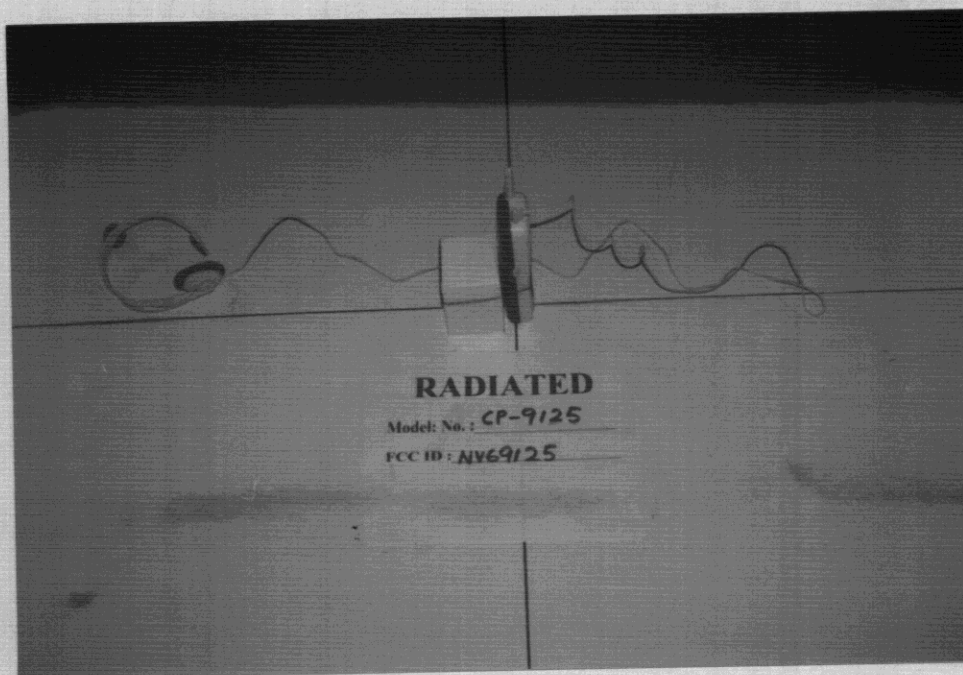
INTERTEK TESTING SERVICES

3.4 Radiated Emission Configuration Photograph (cont.) - Handset

Worst Case Radiated Emission

Rear View

at 927.900 MHz



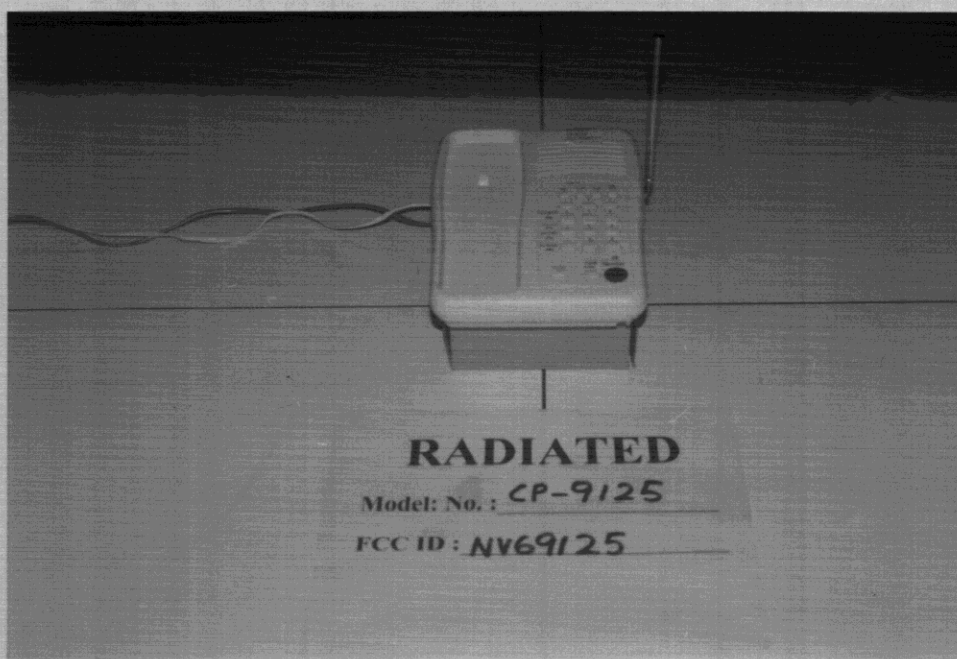
INTERTEK TESTING SERVICES

3.2 Radiated Emission Configuration Photograph - Base Unit

Worst Case Radiated Emission

Front View

at 904.000 MHz



INTERTEK TESTING SERVICES

3.2 Radiated Emission Configuration Photograph (cont.) - Base Unit

Worst Case Radiated Emission

Rear View

at 904.000 MHz

