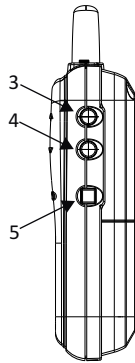
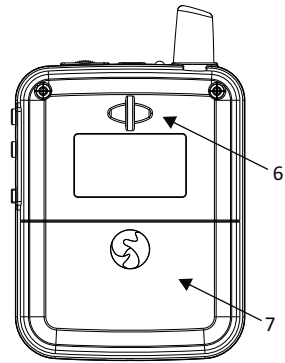


(a) Front view



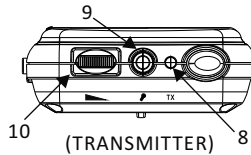
(b) Side view



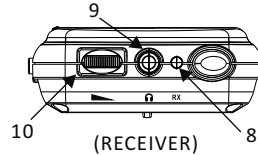
(c) Rear view

Illustration:

1. Antenna
2. LCD window
3. UP button
4. DOWN button
5. Power On/Off button
6. Lanyard tie-up
7. Battery room
8. Power/TX LED indicator; Power/RX LED indicator
9. Microphone input jack (TX); Earphone input jack (RX)
10. Volume adjustment wheel
11. Charging contacts



(TRANSMITTER)



(RECEIVER)



(d) Top view






(e) Bottom view

Operation and Instructions:



Power On and Power Off:

- Press and hold power button (⏻) up to 2 seconds. The LCD window will display  at a short time and retrieve the channel number used last time. Power on successfully.
- Press and hold power button (⏻) up to 2 seconds. The LCD window will display  then power off completely.

Automatic Keylock and Unlock:

- Channel number will be locked automatically when no change made to UP and DOWN button in 5 seconds. Lock icon () will be displayed in LCD window. In Lock mode, the channel number can't be changed.
- Press UP () and DOWN () buttons up to 1 second to escape from lock mode. Lock icon will be removed from LCD window.

Battery Autonomy:

- When battery icon is displayed as full autonomy  (4-level), the battery contains sufficient energy.
- When battery icon is displayed as low battery , which indicates only 10% battery energy life. Please change with new battery or give a charge.

Volume Adjustment:

Adjust volume to a required level with the volume wheel.

Unit in Charging:

When this unit (transmitter or receiver) is employed by a charger, it will be shut off automatically, no matter it is On or Off before putting onto the charger.

● Specification

Type of emission	FM (F3E)
Oscillation type	PLL synthesized control OSC
Adjustable frequencies	Pre-programmed 80 switchable frequencies
Tx RF power	< 10 dBm
Operating range	> 70 meter
Battery	2*AA Type 1.2 V Ni-MH Rechargeable batteries 2*AA Type 1.5 V Alkaline batteries
Microphone connector	3.5 mm jack socket, for mono or stereo
Dimensions (W*H*D)	66*102*26 mm
Weight	Tx : 54 g Rx : 56 g @ without battery

FCC Caution: To assure continued compliance, any changes or modifications not expressly approved by the party responsible for compliance could void the user's authority to operate this equipment. (Example - use only shielded interface cables when connecting to computer or peripheral devices).

This equipment complies with FCC RF radiation exposure limits set forth for an uncontrolled environment.

This device should be installed and operated so that its antenna(s) are not co-located or operating in conjunction with any other antenna or transmitter.

This device complies with Part 15.236 of the FCC Rules. Operation is subject to the following two conditions:

- (1) This device may not cause harmful interference, and
- (2) This device must accept any interference received, including interference that may cause undesired operation.