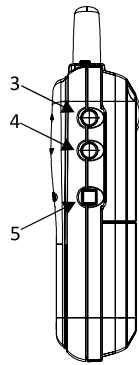
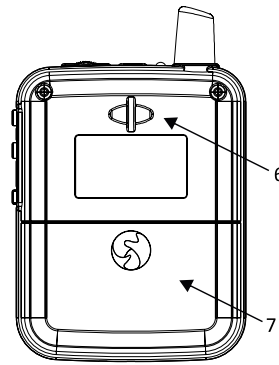


(a) Front view



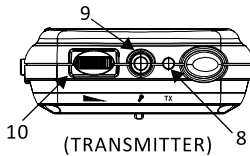
(b) Side view



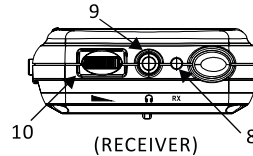
(c) Rear view

Illustration:

1. Antenna
2. LCD window
3. UP button
4. DOWN button
5. Power On/Off button
6. Lanyard tie-up
7. Battery room
8. Power/TX LED indicator; Power/RX LED indicator
9. Microphone input jack (TX); Earphone input jack (RX)
10. Volume adjustment wheel
11. Charging contacts

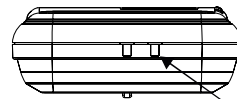


(TRANSMITTER)



(RECEIVER)

(d) Top view



(e) Bottom view

Operation and Instructions:

Power On and Power Off:

- Press and hold power button (⏻) up to 2 seconds. The LCD window will display CH at a short time and retrieve the channel number used last time. Power on successfully.
- Press and hold power button (⏻) up to 2 seconds. The LCD window will display OFF then power off completely.

Automatic Keylock and Unlock:

- Channel number will be locked automatically when no change made to UP and DOWN button in 5 seconds. Lock icon (🔒) will be displayed in LCD window. In Lock mode, the channel number can't be changed.
- Press UP (▲) and DOWN (▼) buttons up to 1 second to escape from lock mode. Lock icon will be removed from LCD window.

Battery Autonomy:

- When battery icon is displayed as full autonomy (🔋 4-level), the battery contains sufficient energy.
- When battery icon is displayed as low battery (🔋 1-level), which indicates only 10% battery energy life. Please change with new battery or give a charge.

Volume Adjustment:

Adjust volume to a required level with the volume wheel.

Unit in Charging:

When this unit (transmitter or receiver) is employed by a charger, it will be shut off automatically, no matter it is On or Off before putting onto the charger.

Consumer Alert

Most users do not need a license to operate this wireless microphone system. Nevertheless, operating this microphone system without a license is subject to certain restrictions: The system may not cause harmful interference; it must operate at a low power level (not in excess of 50 milliwatts); and it has no protection from interference received from any other device. Purchasers should also be aware that the FCC is currently evaluating use of wireless microphone systems, and these rules are subject to change. For more information, call the FCC at 1-888-CALL-FCC (TTY: 1-888-TELL-FCC) or visit the FCC's wireless microphone Web site at <http://www.fcc.gov/cgb/wirelessmicrophones>.