


SETUP PHOTOGRAPHS

This document contains 6 photographs


Photograph No.1
Setup for carrier field strength measurements and OBW in the anechoic chamber



Photograph No.2
Setup for spurious emission measurements in the anechoic chamber below 30 MHz




Photograph No.3
Setup for radiated emission measurements in the anechoic chamber from 30 to 1000 MHz



Photograph No.4
Setup for radiated emission measurements in the anechoic chamber, EUT close view



Photograph No.5
Setup for radiated emission measurements in the anechoic chamber above 1000 MHz



Photograph No.6
Setup for conducted emission measurements on the EUT power ports

