

## Appendix B: Photographs




Figure B1: Top view of the DUT







Figure B2: Front view of the DUT



**Figure B3:** Back view of the DUT



**Figure B4:** Radiated emission Setup – Low Range 30 to 1000 MH



**Figure B5:** Radiated emission Setup – High Range 1 to 18 GHz