

Appendix B: Photographs




Figure B1. Top view of the DUT




Figure B2. Front view of the DUT




Figure B3. Back view of the DUT



Figure B4. Back view of the DUT



Figure B5. Radiated emission Setup – Low Range 30 to 1000 MHz




Figure B6: Radiated emission Setup – High Range 1 to 18 GHz