




## Appendix B: Photographs



**Figure B1:** Top view of the DUT




**Figure B2:** Front view of the DUT



**Figure B3:** Back view of the DUT



**Figure B4:** Radiated emission Setup – Low Range 30 to 1000 MHz



**Figure B5:** Radiated emission Setup – High Range 1 to 18 GHz