




Connect


Control



Warning!
Risk of overturning in
case of wrong weight loading.


max. load 200 kg
max. spot load 20 kg @ 200 mm x 200 mm





VPRAMU-14B115-EA
PWB26902

Antenna



RF components

