


Connect

Control



Warning!
Risk of overturning in


max. load 200 kg
max. spot load 20 kg @ 200 mm x 200 mm





Warning!
Risk of overturning in

max. load 200 kg
max. spot load 20









max. load 200 kg
max. spot load 20 kg @ 200 mm x 200 mm