

Appendix B: Photographs



Figure B1: Top view of the DUT




Figure B2: Bottom view of the DUT




Figure B3: Radiated emission Setup – Low Range 30 to 1000 MHz




Figure B4: Radiated emission Setup – High Range 1 to 18 GHz