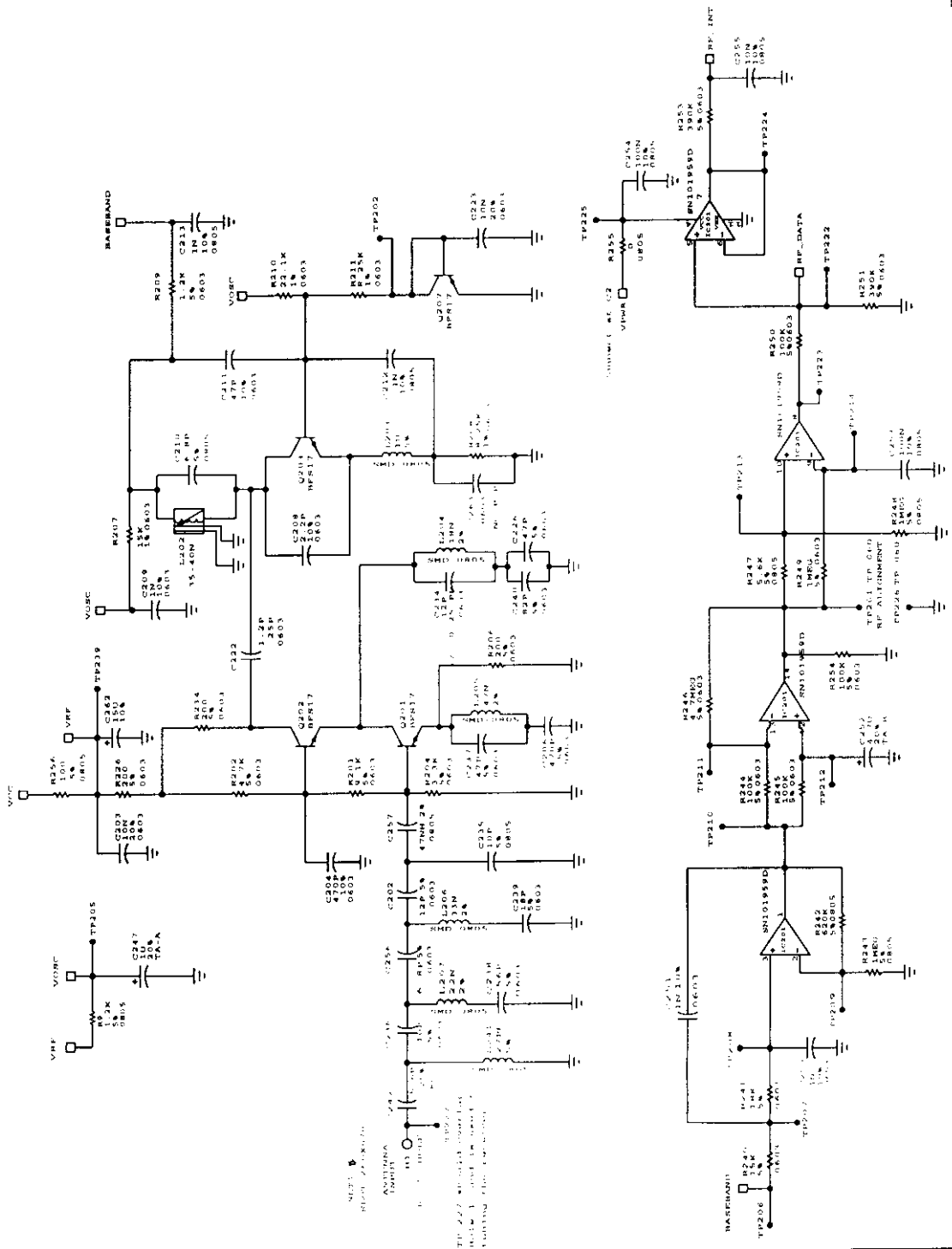


**RF RECEIVER**

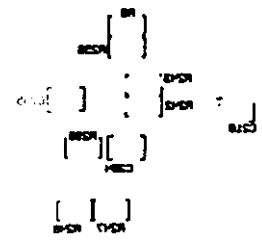
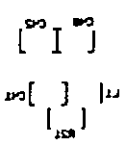
115. MHz shown. See Table for 43.92 MHz components.



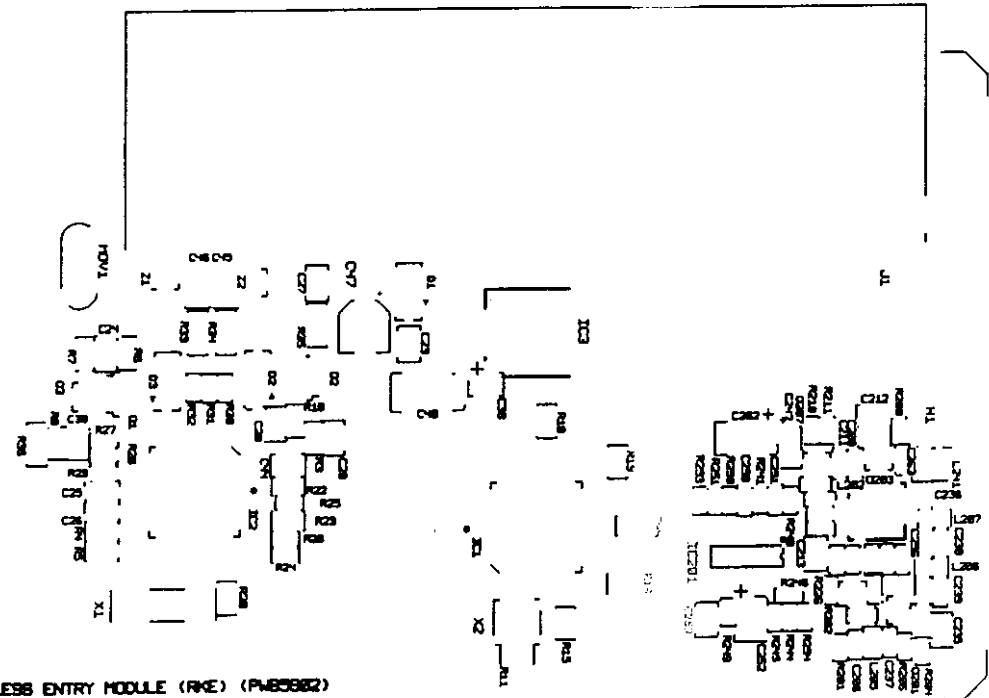
Comp. Designator	Comp. Value
C 202	4.7 PF
C 208	1.5 PF
C 210	2.1 PF
C 212	100 PF
C 224	50 PF
C 234	10 PF
C 235	8.2 PF
C 236	3.3 PF
C 237	33 PF
C 238	15 PF
C 239	12 PF
C 240	30 PF
C 242	150 PF
C 255	2.7 PF
C 257	25 PF
L 202	4.7 MH
L 204	4.7 MH
L 206	2.7 MH
L 207	30 MH
L 241	100 MH



[ ]



REMOTE KEYLESS ENTRY MODULE (RKE) (P480882)



REMOTE KEYLESS ENTRY MODULE (RKE) (P480882)