

5 Photo Report



Photo 1: Test setup for radiated measurements (Enclosure, below 30 MHz)




Photo 2: Test setup for radiated measurements (Enclosure, 30 MHz to 1 GHz)



Photo 3: Test setup for radiated measurements (Enclosure, above 1 GHz)




Photo 4: EUT (front/right/top side, with external antenna)
The photo does not show one of the tested samples.




Photo 5: EUT (rear/right/bottom side, antenna plug of external antenna)
The photo does not show one of the tested samples.