

ANNEX 1 - TEST SETUP PHOTOS


Power Line Conducted Emissions



Microhard Systems Inc.
2X2 MIMO 900MHz OEM DDL Module (1W), Model pMDDL900
FCC ID: NS9PMDDL900


ANNEX 1 - TEST SETUP PHOTOS

Power Line Conducted Emissions




ANNEX 1 - TEST SETUP PHOTOS

**Radiated Emissions @ 3 m
EUT with 3 dBi Dipole Antenna, Orthogonal Position 1**




ANNEX 1 - TEST SETUP PHOTOS

Radiated Emissions @ 3 m
EUT with 3 dBi Dipole Antenna, Orthogonal Position 2



ANNEX 1 - TEST SETUP PHOTOS

Radiated Emissions @ 3 m
EUT with 3 dBi Dipole Antenna, Orthogonal Position 3



ANNEX 1 - TEST SETUP PHOTOS

Radiated Emissions @ 3 m
EUT with 4 dBi Puck Antenna, Orthogonal Position 1




ANNEX 1 - TEST SETUP PHOTOS

Radiated Emissions @ 3 m
EUT with 4 dBi Puck Antenna, Orthogonal Position 2




ANNEX 1 - TEST SETUP PHOTOS

Radiated Emissions @ 3 m
EUT with 4 dBi Puck Antenna, Orthogonal Position 3



ANNEX 1 - TEST SETUP PHOTOS

Radiated Emissions @ 3 m
EUT with 8 dBi Patch Antenna, Orthogonal Position 1



ANNEX 1 - TEST SETUP PHOTOS

Radiated Emissions @ 3 m
EUT with 8 dBi Patch Antenna, Orthogonal Position 2




ANNEX 1 - TEST SETUP PHOTOS

Radiated Emissions @ 3 m
EUT with 8 dBi Patch Antenna, Orthogonal Position 3




ANNEX 1 - TEST SETUP PHOTOS

Radiated Emissions @ 3 m
EUT with 8 dBi Omni Directional Antenna, Orthogonal Position 1




ANNEX 1 - TEST SETUP PHOTOS

Radiated Emissions @ 3 m
EUT with 8 dBi Omni Directional Antenna, Orthogonal Position 2




ANNEX 1 - TEST SETUP PHOTOS

Radiated Emissions @ 3 m
EUT with 8 dBi Omni Directional Antenna, Orthogonal Position 3




ANNEX 1 - TEST SETUP PHOTOS

Radiated Emissions @ 3 m
EUT with 14 dBi Yagi Antenna, Orthogonal Position 1



ANNEX 1 - TEST SETUP PHOTOS

Radiated Emissions @ 3 m
EUT with 14 dBi Yagi Antenna, Orthogonal Position 2



ANNEX 1 - TEST SETUP PHOTOS

Radiated Emissions @ 3 m
EUT with 14 dBi Yagi Antenna, Orthogonal Position 3

