

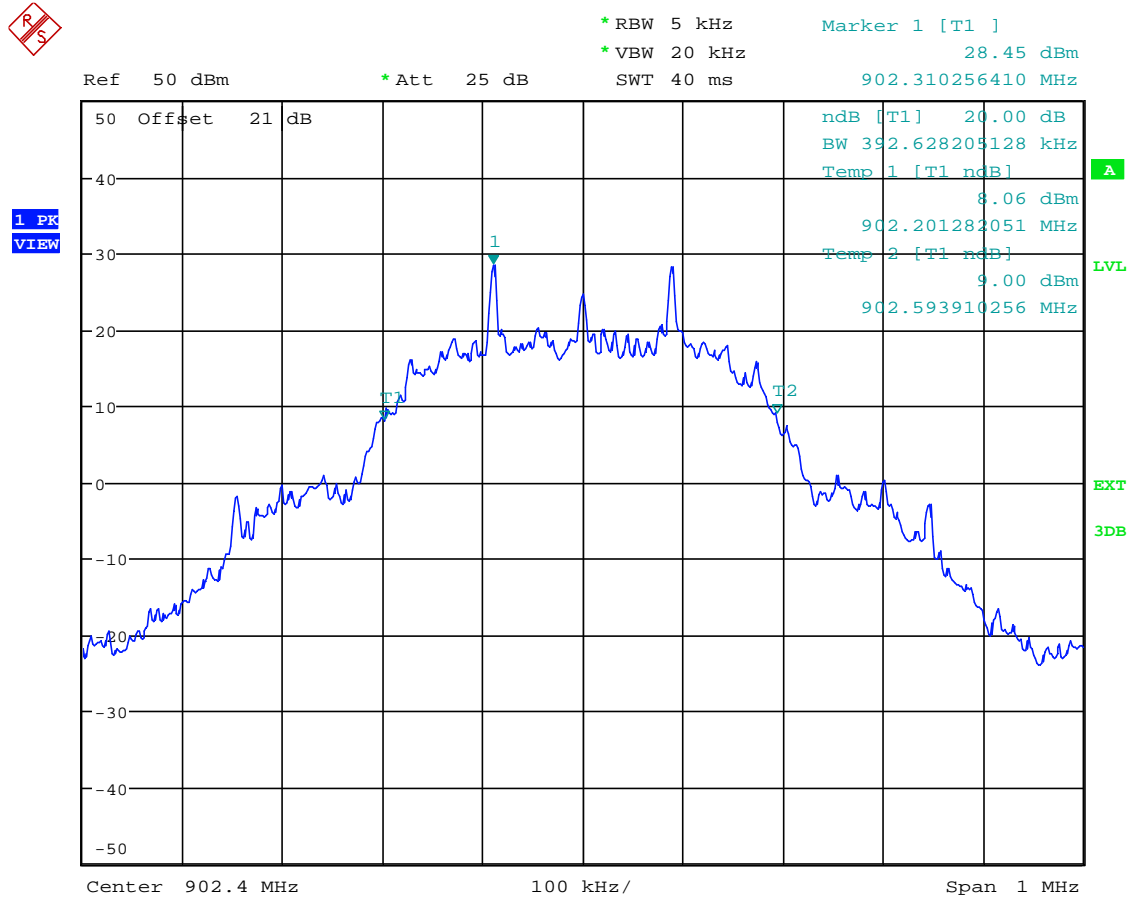
ANNEX 1 - PLOTS OF FHSS TESTS

CONTENTS

Annex 1 -Plots of FHSS Tests.....	1
1.1. 20dB Occupied Bandwidth.....	2
1.1.1. 20 dB OBW @ 902.4 MHz FHSS Data Rate 5, High Power, Raw Power setting 235 (0-255).....	2
1.1.2. 20 dB OBW @ 915.0 MHz FHSS Data Rate 5, High Power, Raw Power setting 200 (0-255).....	3
1.1.3. 20 dB OBW @ 927.6 MHz FHSS Data Rate 5, High Power, Raw Power setting 200 (0-255).....	4
1.2. 99%dB Occupied Bandwidth.....	5
1.2.1. 99% OBW @ 902.4 MHz FHSS Data Rate 5, High Power, Raw Power setting 235 (0-255).....	5
1.2.2. 99% OBW @ 915.0 MHz FHSS Data Rate 5, High Power, Raw Power setting 200 (0-255).....	6
1.2.3. 99% OBW @ 927.6 MHz FHSS Data Rate 5, High Power, Raw Power setting 200 (0-255).....	7
1.3. Band Edge Conducted.....	8
1.3.1. BaND EDGE CONDUCTED Test @ 902.4 MHz (High Power –Power setting 235).....	8
1.3.2. BaND EDGE CONDUCTED Test @ 927.6 MHz (High Power –Power setting 200).....	8
1.4. Band Edge Radiated.....	9
1.4.1. Rubber Ducky Antenna (3dBi) radiated Band edge.....	9
1.4.2. Puck Antenna (4dBi) radiated Band edge.....	11
1.4.3. Patch Antenna (8dBi) - Radiated Band edge.....	13
1.4.4. Omni Antenna (8.15dBi) - Radiated Band edge.....	15
1.4.5. Yagi Antenna (13.15dBi) radiated Band edge.....	17
1.5. Conducted Spurious.....	19
1.5.1. CONDUCTED SPURIOUS @ 902.4 MHz Power setting 235.....	19
1.5.2. CONDUCTED SPURIOUS @ 915.0 MHz Power setting 200.....	19
1.5.3. CONDUCTED SPURIOUS @ 927.6 MHz Power setting 200.....	20

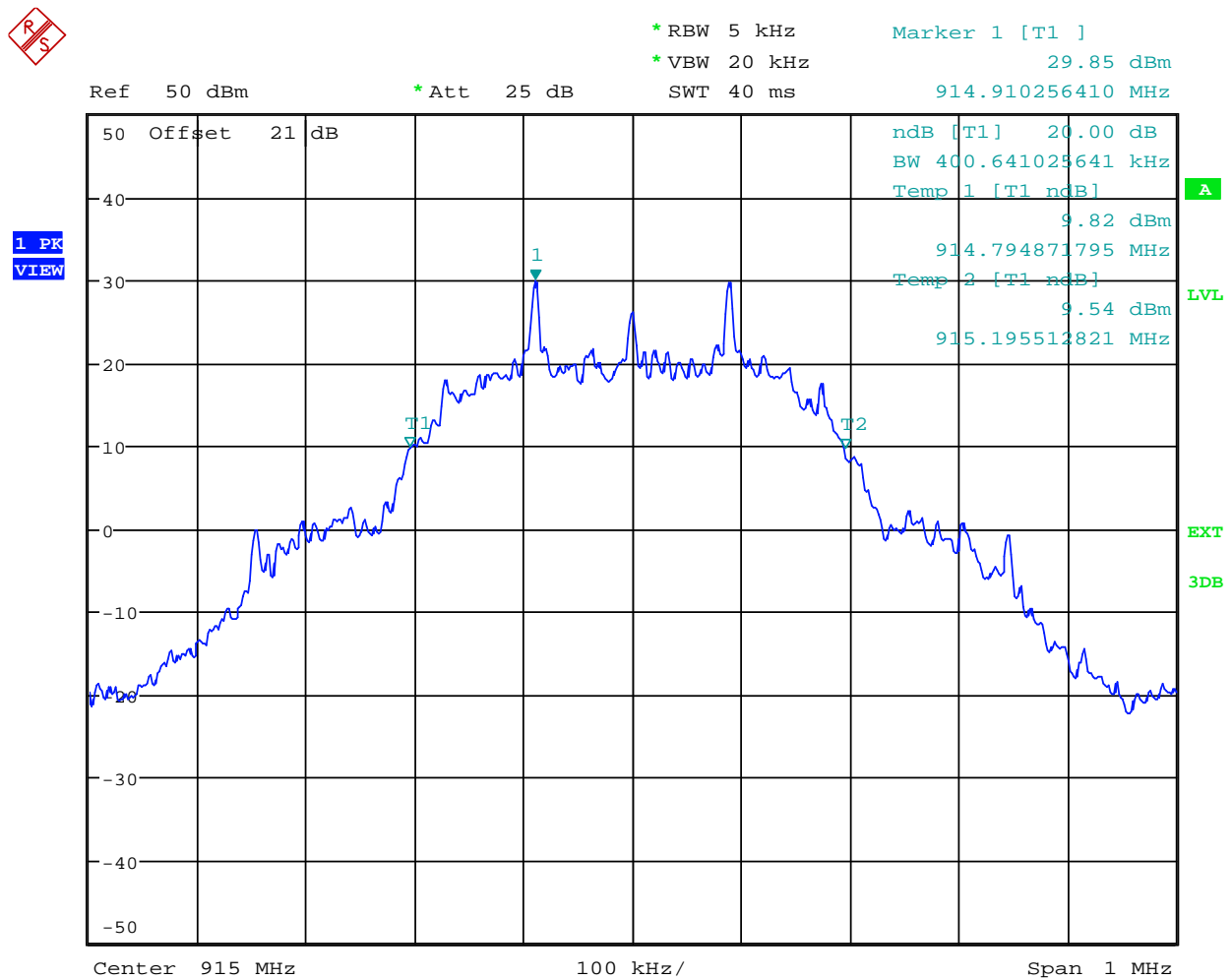
1.1. 20DB OCCUPIED BANDWIDTH

1.1.1. 20 DB OBW @ 902.4 MHZ FHSS DATA RATE 5, HIGH POWER, RAW POWER SETTING 235 (0-255)



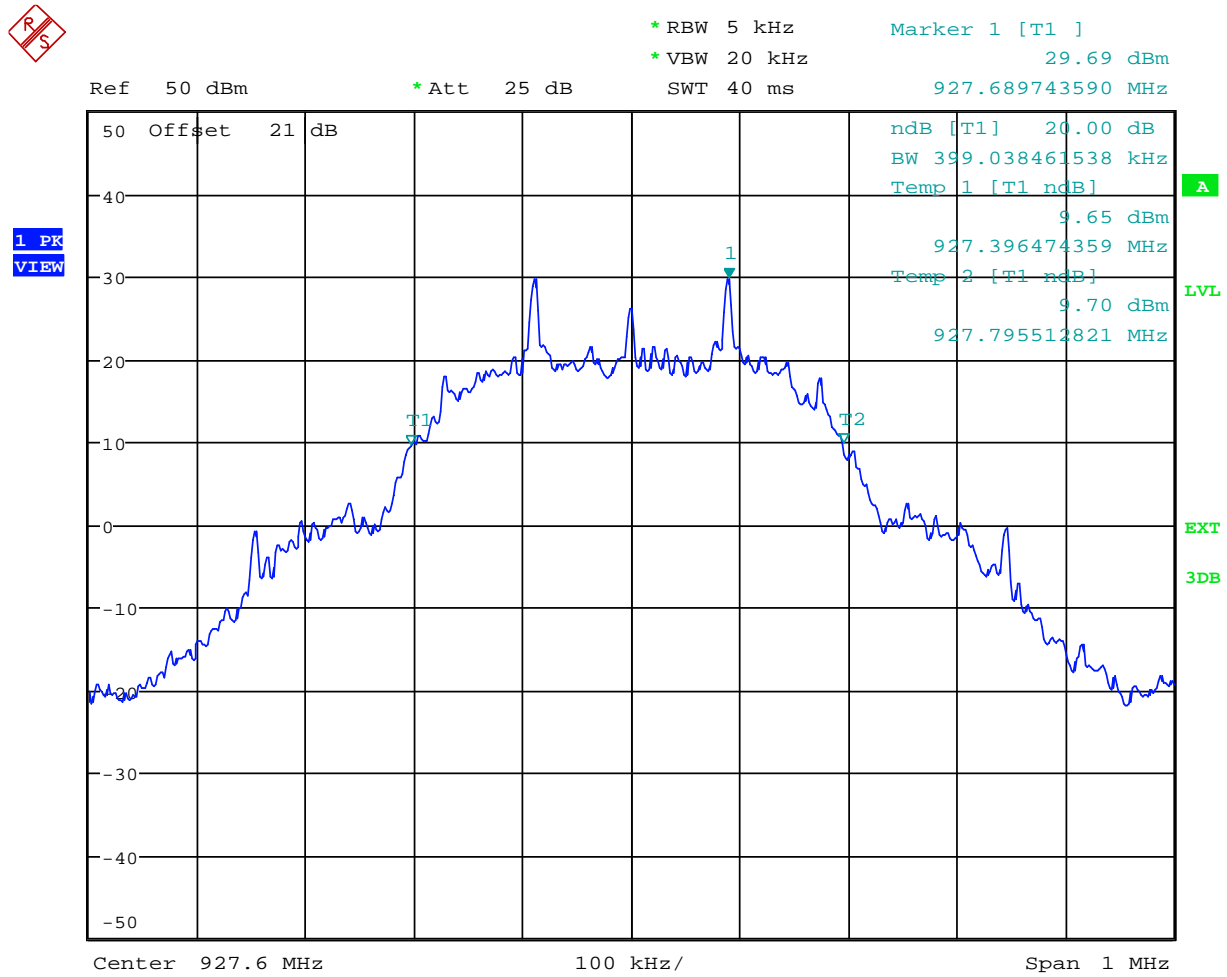
Date: 6.MAR.2020 11:40:30

1.1.2. 20 DB OBW @ 915.0 MHZ FHSS DATA RATE 5, HIGH POWER, RAW POWER SETTING 200 (0-255)



Date: 6.MAR.2020 10:57:32

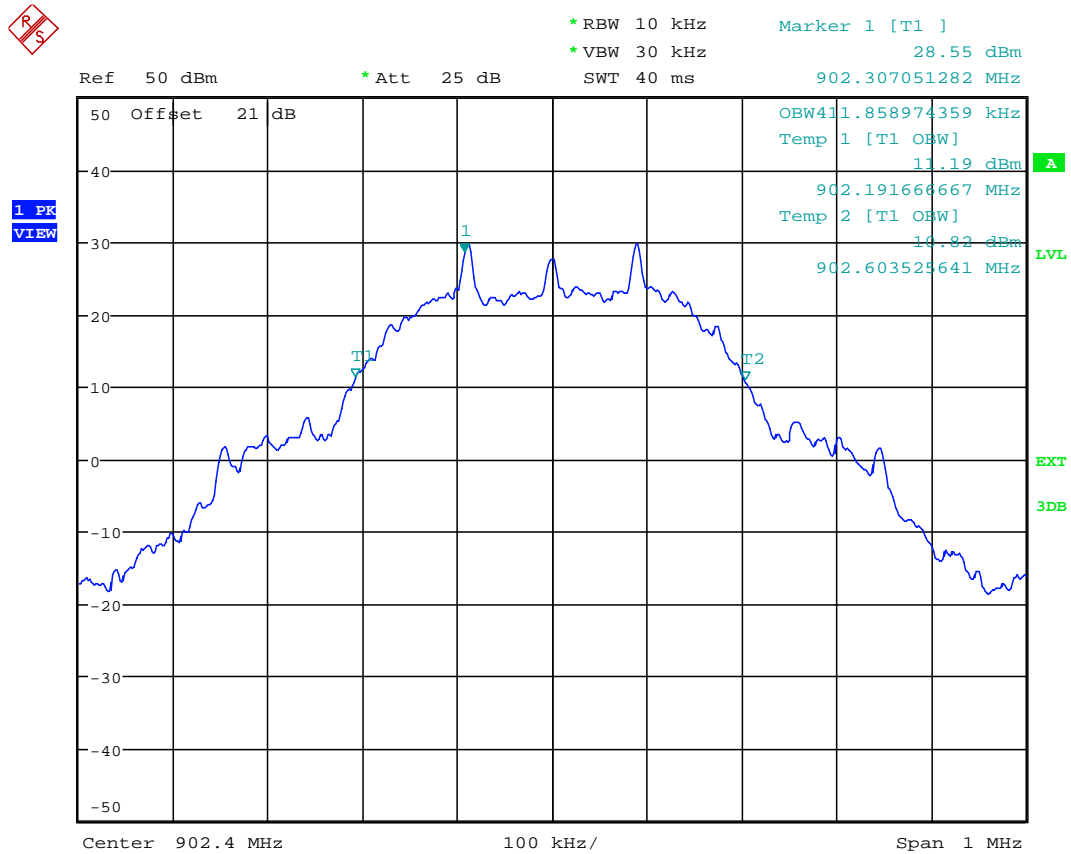
1.1.3. 20 DB OBW @ 927.6 MHz FHSS DATA RATE 5, HIGH POWER, RAW POWER SETTING 200 (0-255)



Date: 6.MAR.2020 11:32:14

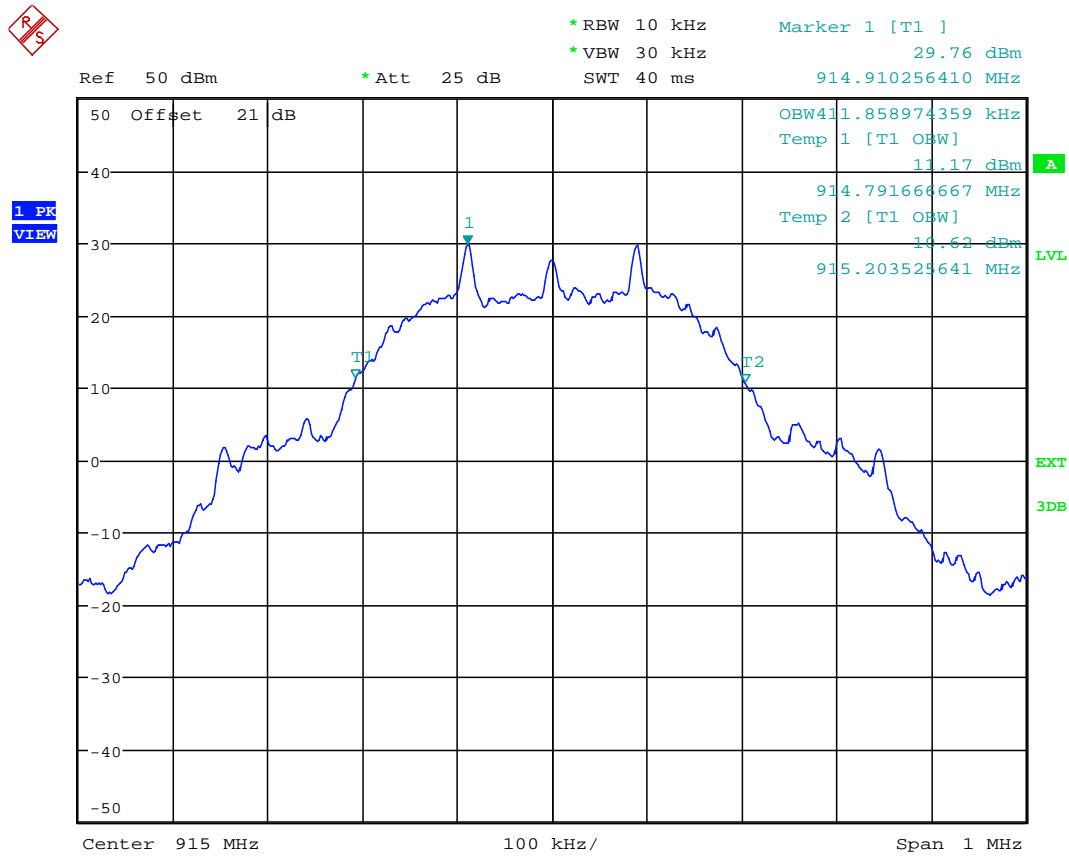
1.2. 99%DB OCCUPIED BANDWIDTH

1.2.1. 99% OBW @ 902.4 MHZ FHSS DATA RATE 5, HIGH POWER, RAW POWER SETTING 235 (0-255)



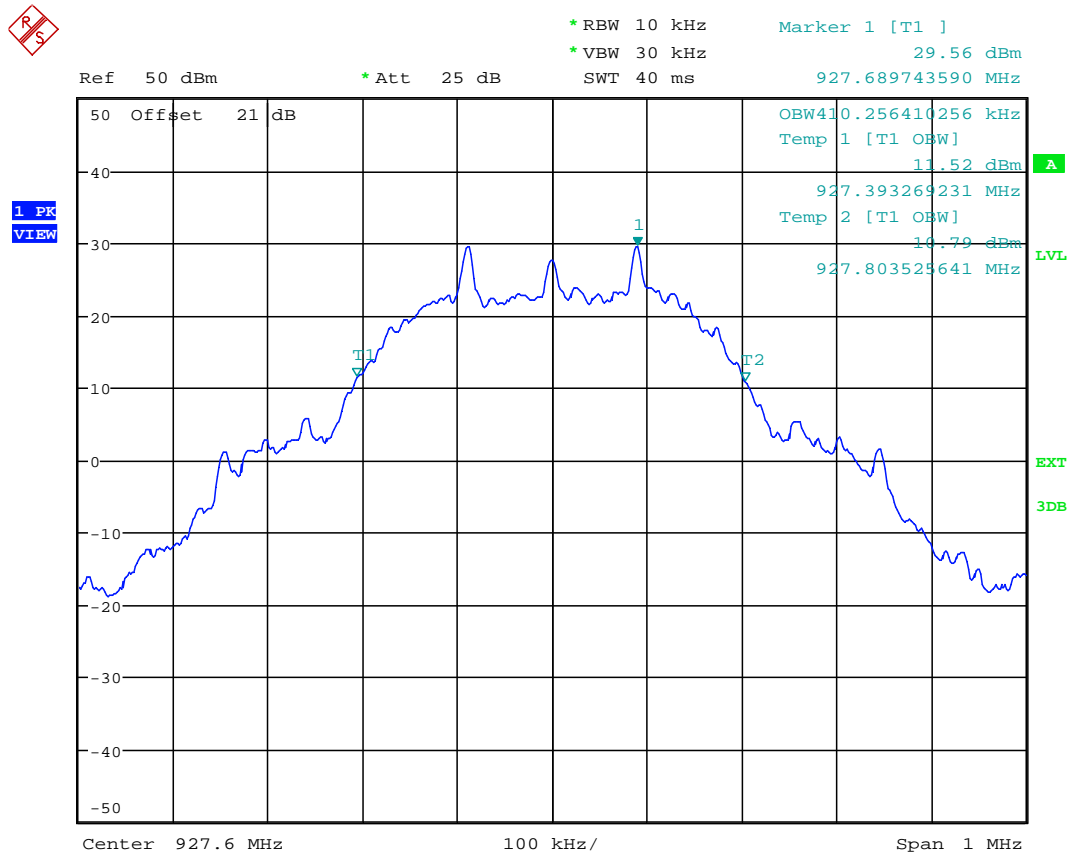
Date: 10.MAR.2020 13:21:31

1.2.2. 99% OBW @ 915.0 MHZ FHSS DATA RATE 5, HIGH POWER, RAW POWER SETTING 200 (0-255)



Date: 10.MAR.2020 13:27:03

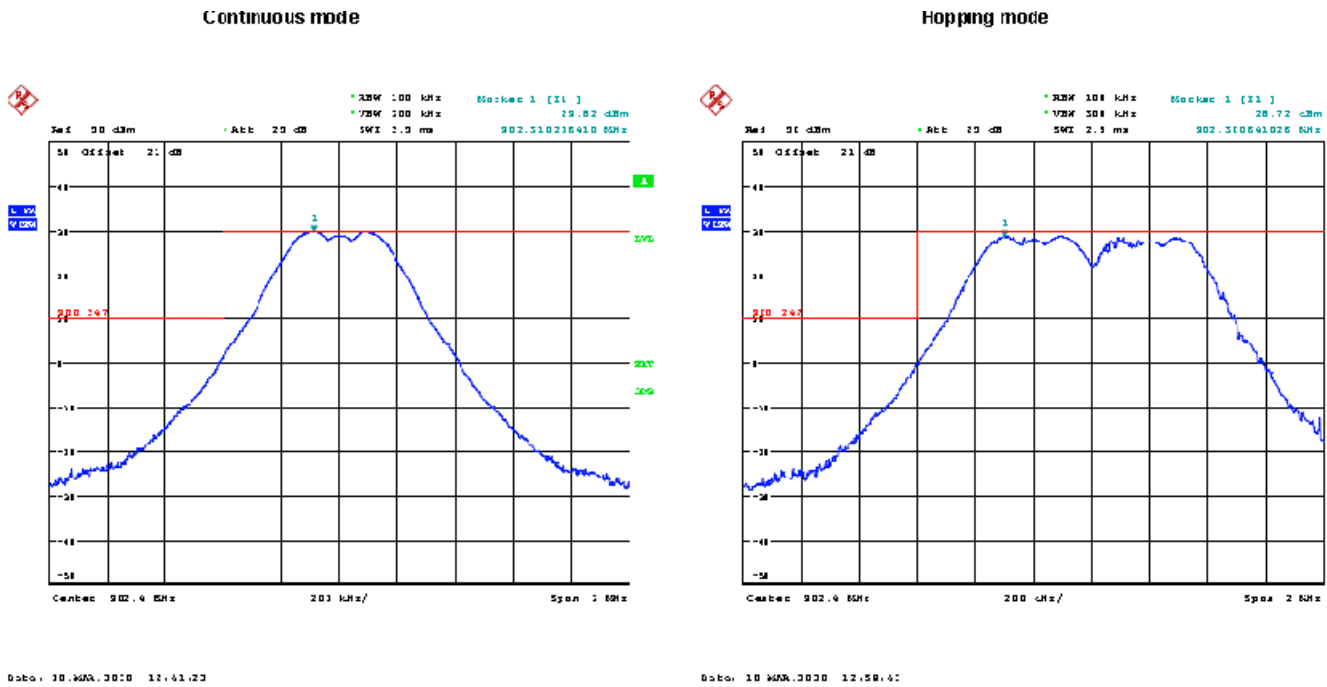
1.2.3. 99% OBW @ 927.6 MHz FHSS DATA RATE 5, HIGH POWER, RAW POWER SETTING 200 (0-255)



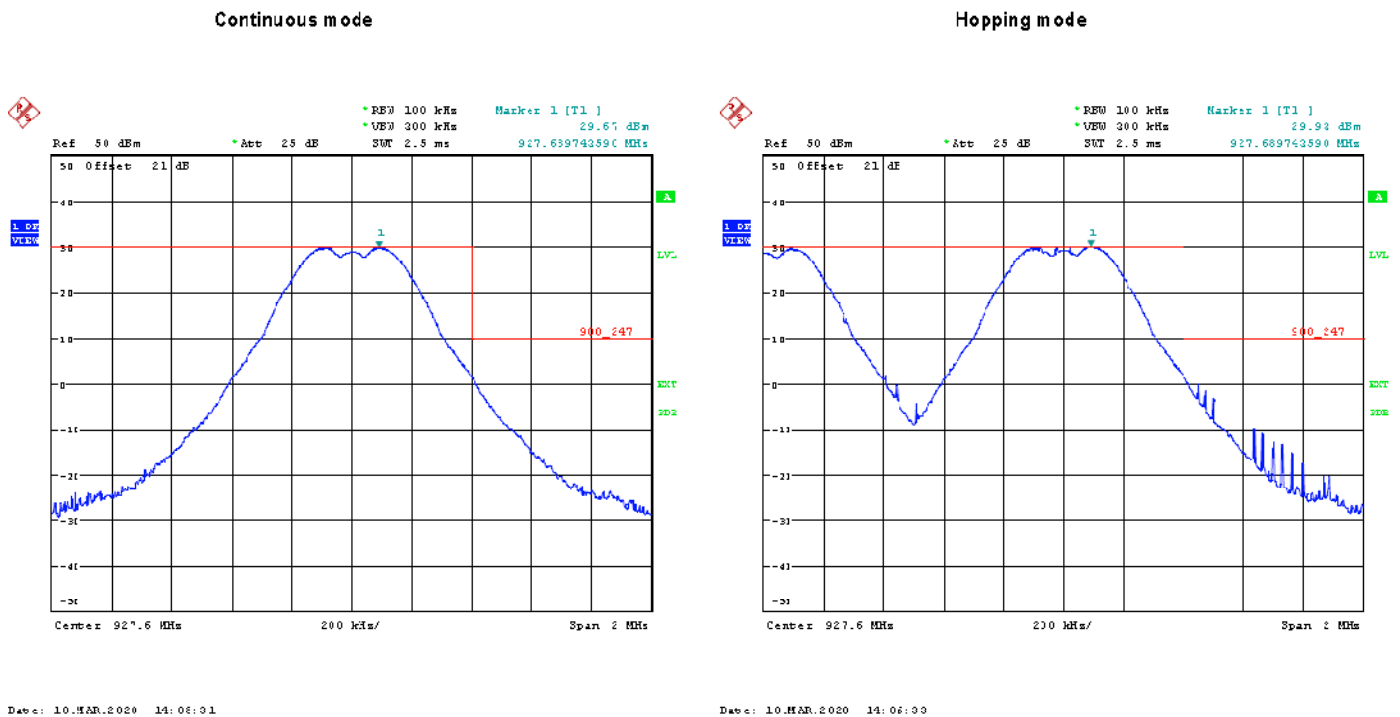
Date: 10.MAR.2020 13:33:07

1.3. BAND EDGE CONDUCTED

1.3.1. BAND EDGE CONDUCTED TEST @ 902.4 MHz (HIGH POWER –POWER SETTING 235)



1.3.2. BAND EDGE CONDUCTED TEST @ 927.6 MHz (HIGH POWER –POWER SETTING 200)

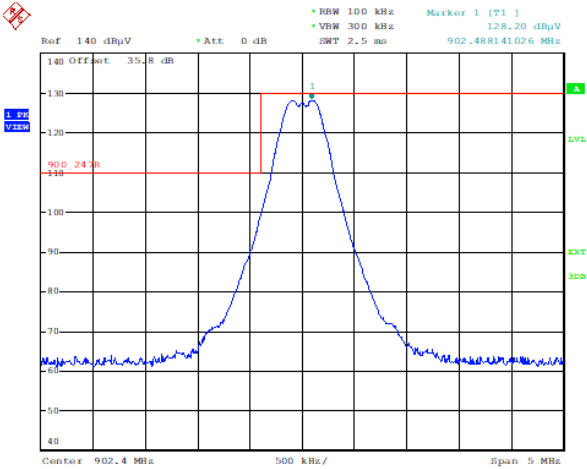


1.4. BAND EDGE RADIATED

1.4.1. RUBBER DUCKY ANTENNA (3DBI) RADIATED BAND EDGE

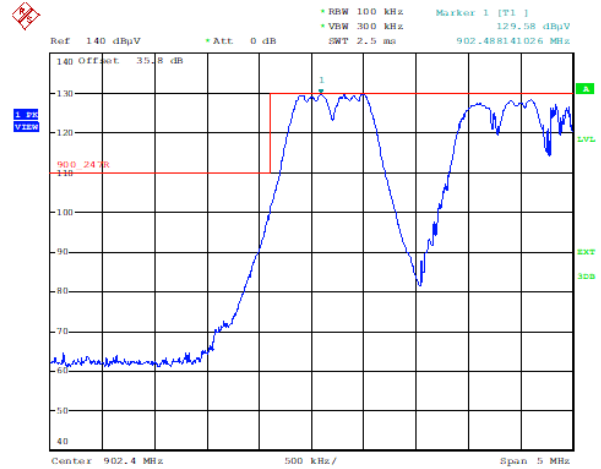
BAND EDGE RADIATED (DUCKY) @ 902.4 MHZ POWER SETTING 235- HORIZONTAL POLARIZATION

Horizontal Continuous mode



Date: 19.MAR.2020 13:32:55

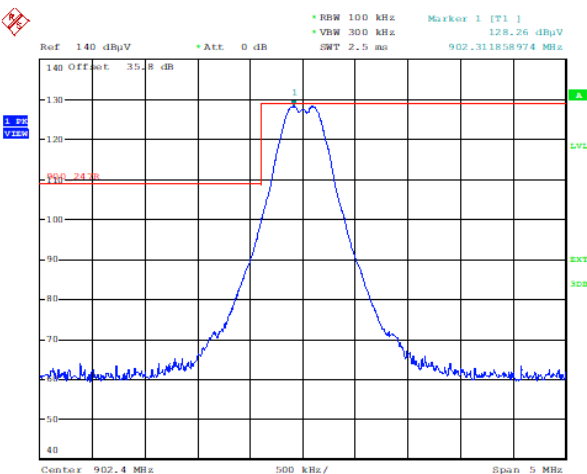
Horizontal Hopping mode



Date: 19.MAR.2020 13:39:45

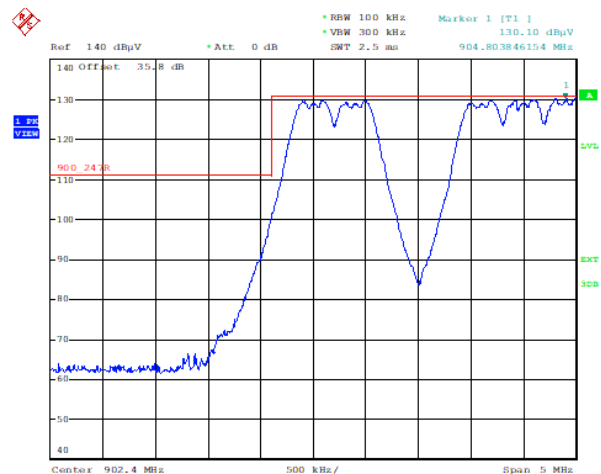
BAND EDGE RADIATED (DUCKY) @ 902.4 MHZ POWER SETTING 235- VERTICAL POLARIZATION

Vertical Continuous mode



Date: 19.MAR.2020 10:32:36

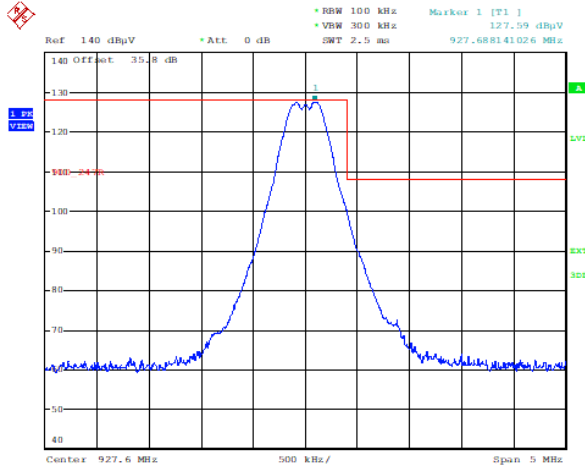
Vertical Hopping mode



Date: 19.MAR.2020 12:43:54

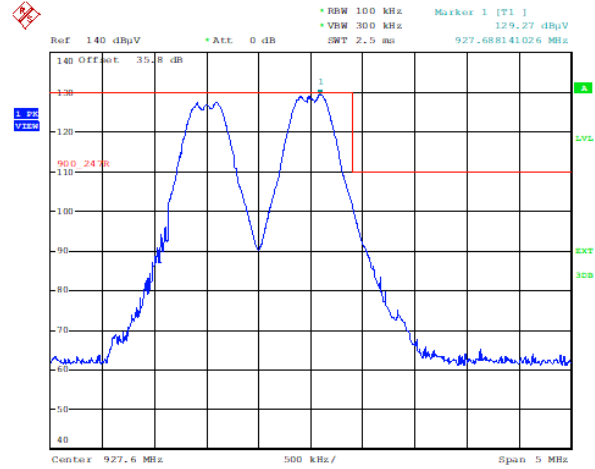
BAND EDGE RADIATED (DUCKY) @ 927.6 MHz POWER SETTING 200- HORIZONTAL POLARIZATION

Horizontal Continuous mode



Date: 19.MAR.2020 13:13:04

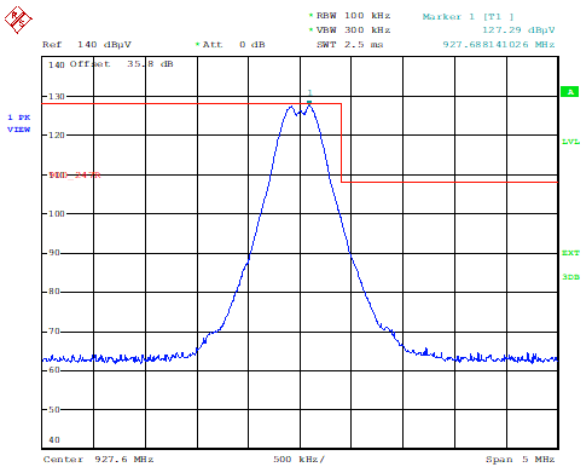
Horizontal Hopping mode



Date: 19.MAR.2020 13:18:13

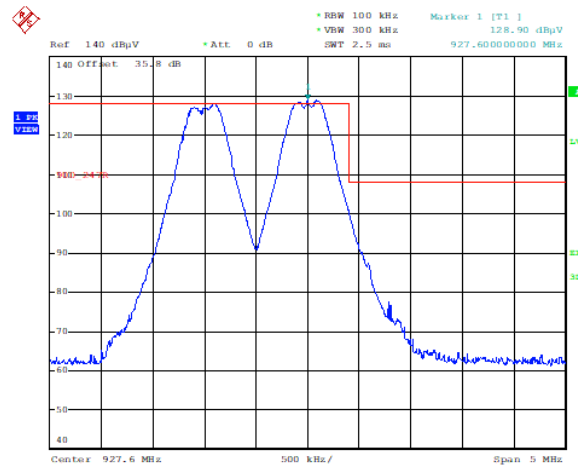
BAND EDGE RADIATED (DUCKY) @ 927.6 MHz POWER SETTING 200- VERTICAL POLARIZATION

Vertical Continuous mode



Date: 19.MAR.2020 12:58:59

Vertical Hopping mode

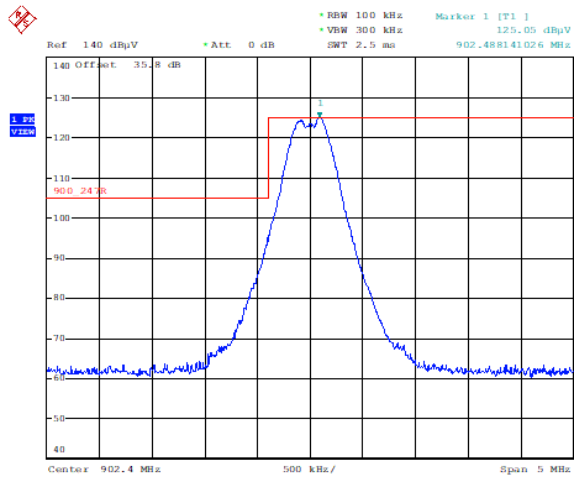


Date: 19.MAR.2020 13:05:46

1.4.2. PUCK ANTENNA (4DBI) RADIATED BAND EDGE

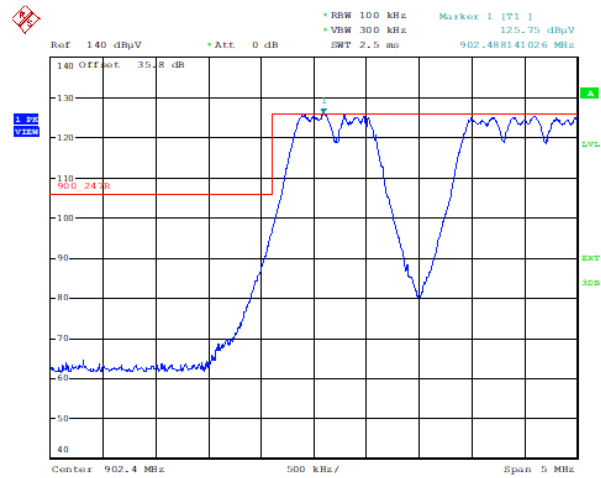
BAND EDGE RADIATED (PUCK) @ 902.4 MHZ POWER SETTING 235- HORIZONTAL POLARIZATION

Horizontal Continuous mode



Date: 19.MAR.2020 10:00:50

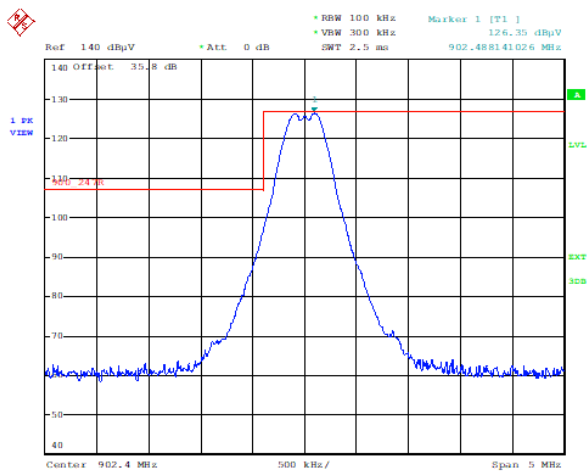
Horizontal Hopping mode



Date: 19.MAR.2020 10:06:15

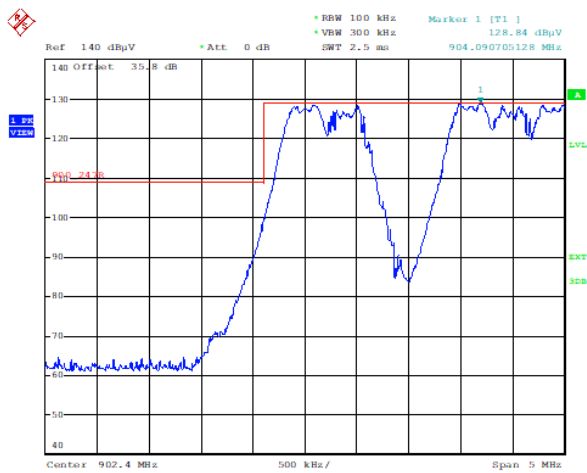
BAND EDGE RADIATED (PUCK) @ 902.4 MHZ POWER SETTING 235- VERTICAL POLARIZATION

Vertical Continuous mode



Date: 19.MAR.2020 09:08:39

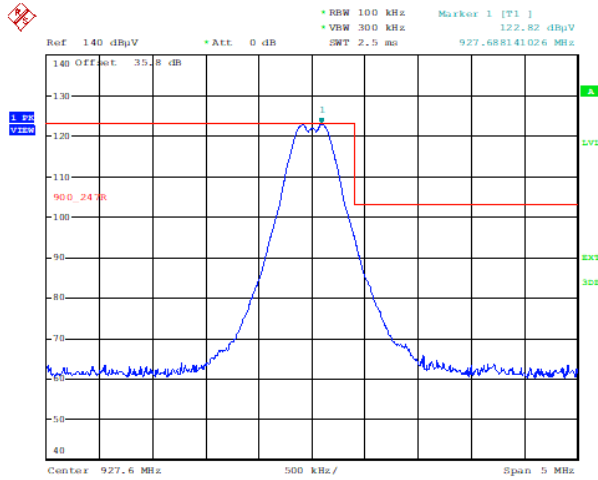
Vertical Hopping mode



Date: 19.MAR.2020 09:12:14

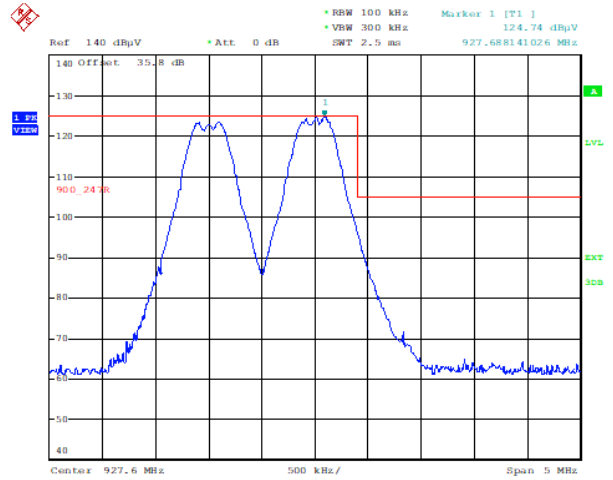
BAND EDGE RADIATED (PUCK) @ 927.6 MHz POWER SETTING 200- HORIZONTAL POLARIZATION

Horizontal Continuous mode



Date: 19.MAR.2020 09:40:37

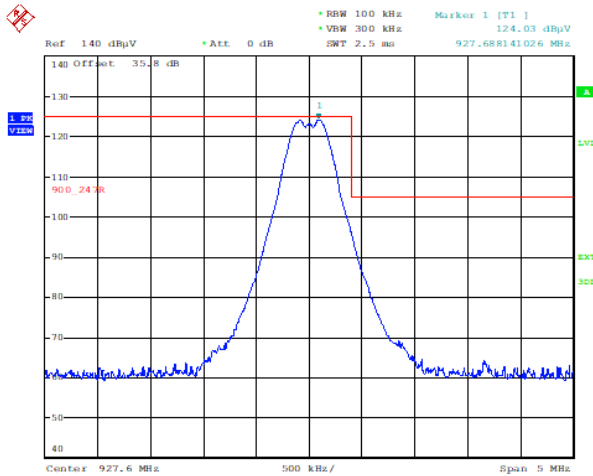
Horizontal Hopping mode



Date: 19.MAR.2020 09:48:59

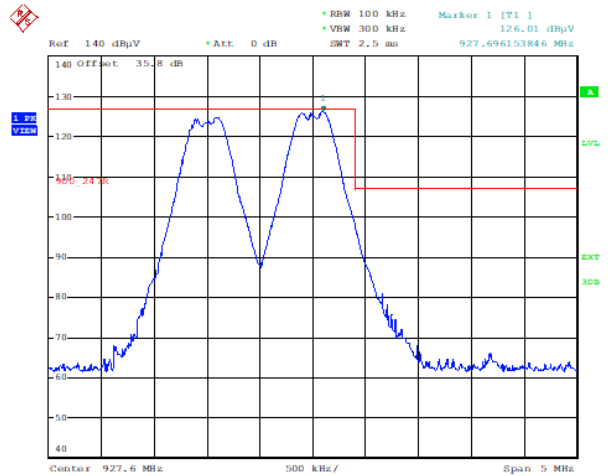
BAND EDGE RADIATED (PUCK) @ 927.6 MHz POWER SETTING 200- VERTICAL POLARIZATION

Vertical Continuous mode



Date: 19.MAR.2020 09:20:20

Vertical Hopping mode

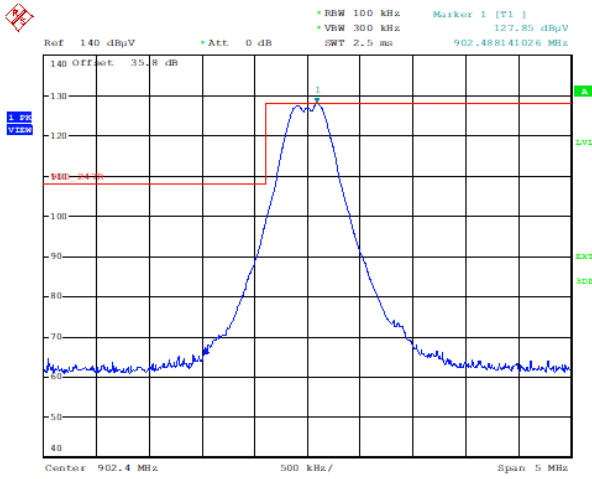


Date: 19.MAR.2020 09:26:00

1.4.3. PATCH ANTENNA (8DBI) - RADIATED BAND EDGE

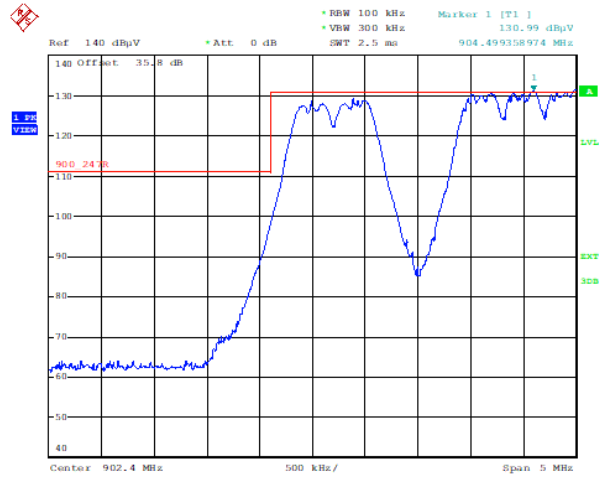
BAND EDGE RADIATED (PATCH) @ 902.4 MHZ POWER SETTING 175- HORIZONTAL POLARIZATION

Horizontal Continuous mode



Date: 24.MAR.2020 11:16:42

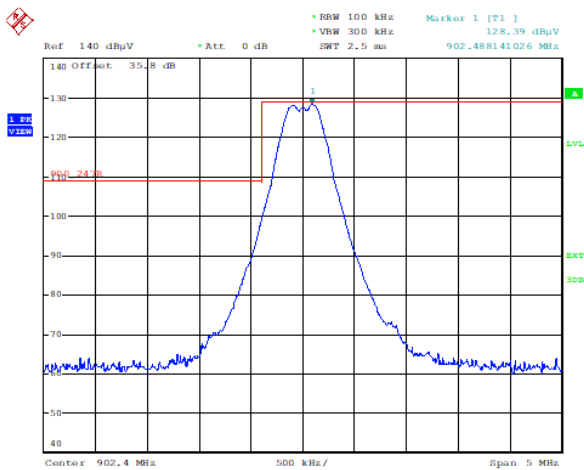
Horizontal Hopping mode



Date: 24.MAR.2020 12:26:22

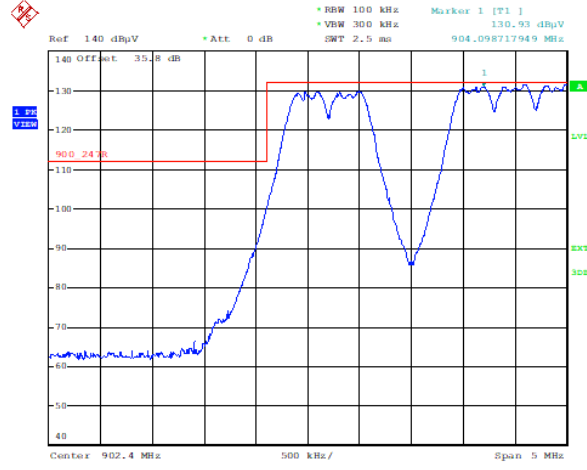
BAND EDGE RADIATED (PATCH) @ 902.4 MHZ POWER SETTING 175- VERTICAL POLARIZATION

Vertical Continuous mode



Date: 24.MAR.2020 10:20:30

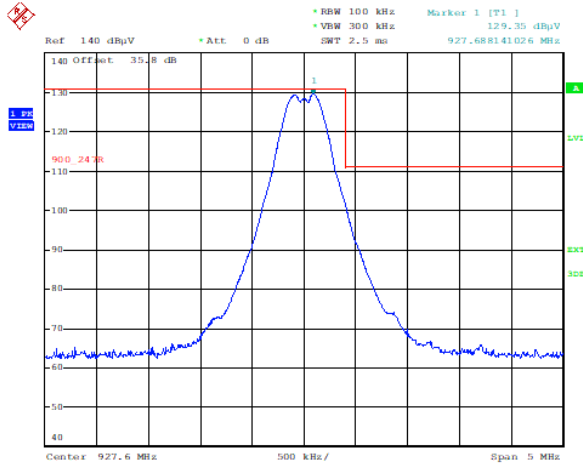
Vertical Hopping mode



Date: 24.MAR.2020 10:20:04

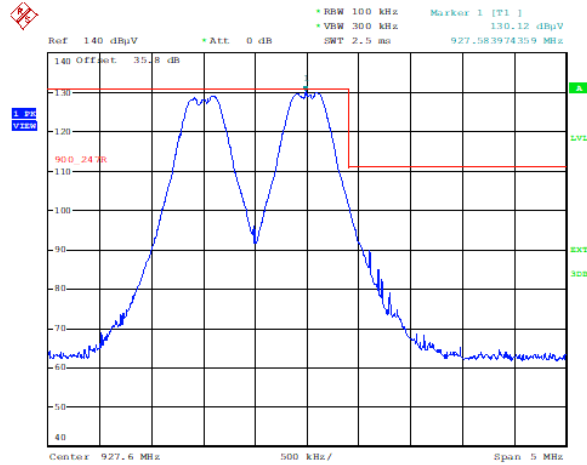
BAND EDGE RADIATED (PATCH) @ 927.6 MHz POWER SETTING 170- HORIZONTAL POLARIZATION

Horizontal Continuous mode



Date: 24.MAR.2020 13:02:41

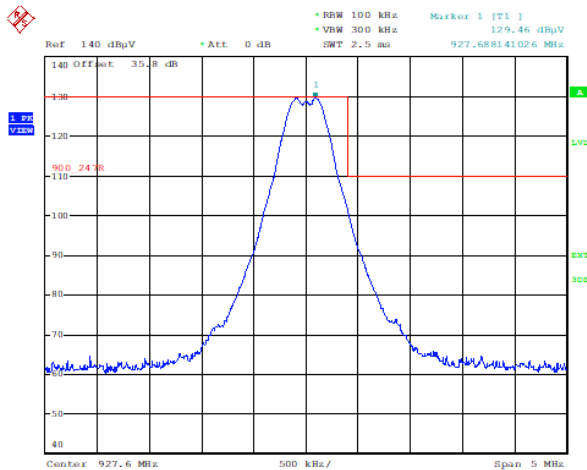
Horizontal Hopping mode



Date: 24.MAR.2020 12:47:17

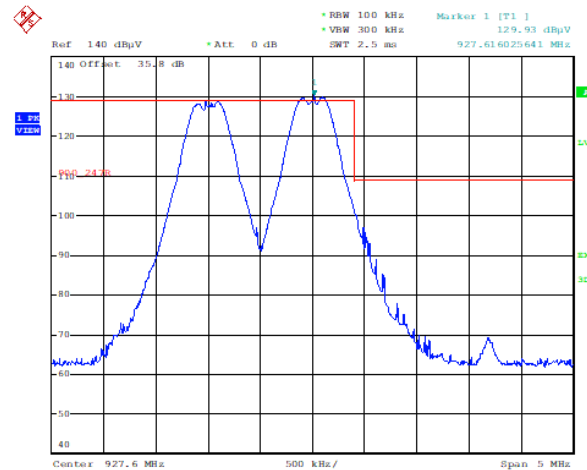
BAND EDGE RADIATED (PATCH) @ 927.6 MHz POWER SETTING 170- VERTICAL POLARIZATION

Vertical Continuous mode



Date: 24.MAR.2020 10:52:55

Vertical Hopping mode

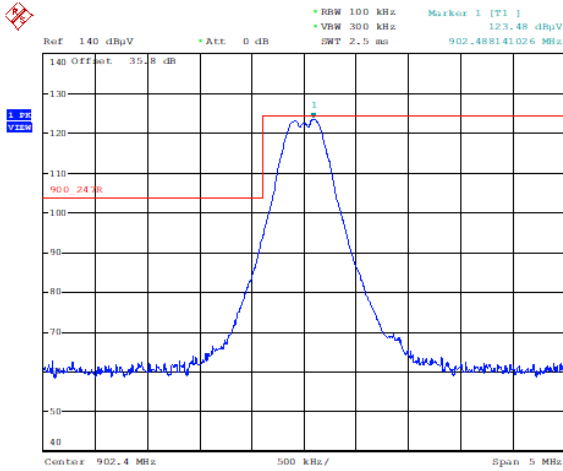


Date: 24.MAR.2020 10:49:51

1.4.4. OMNI ANTENNA (8.15DBI) - RADIATED BAND EDGE

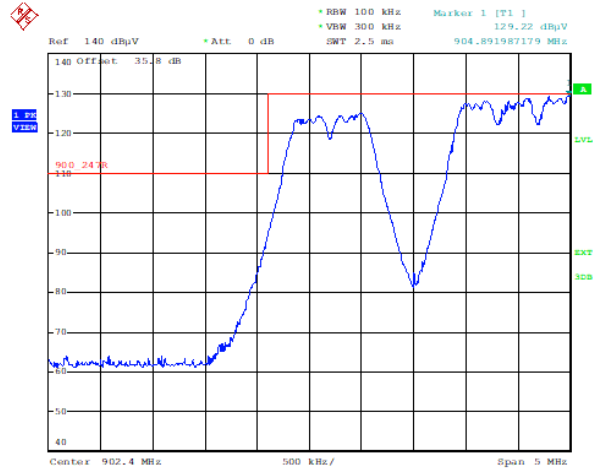
BAND EDGE RADIATED (OMNI) @ 902.4 MHZ POWER SETTING 160- HORIZONTAL POLARIZATION

Horizontal Continuous mode



Date: 24.MAR.2020 15:14:22

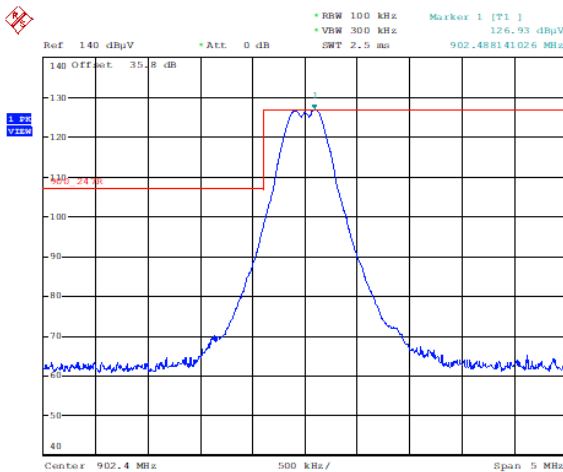
Horizontal Hopping mode



Date: 24.MAR.2020 15:18:12

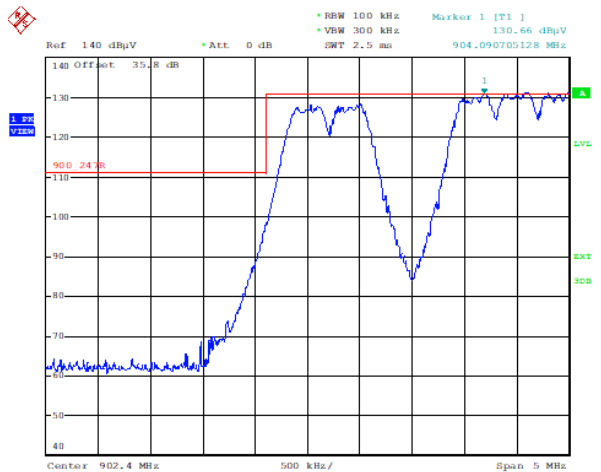
BAND EDGE RADIATED (OMNI) @ 902.4 MHZ POWER SETTING 160- VERTICAL POLARIZATION

Vertical Continuous mode



Date: 24.MAR.2020 14:16:45

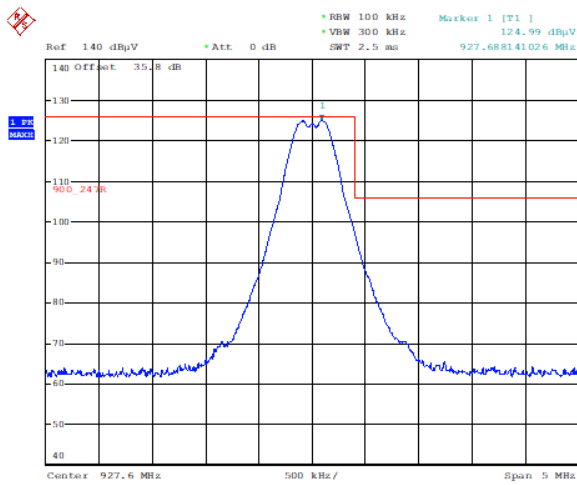
Vertical Hopping mode



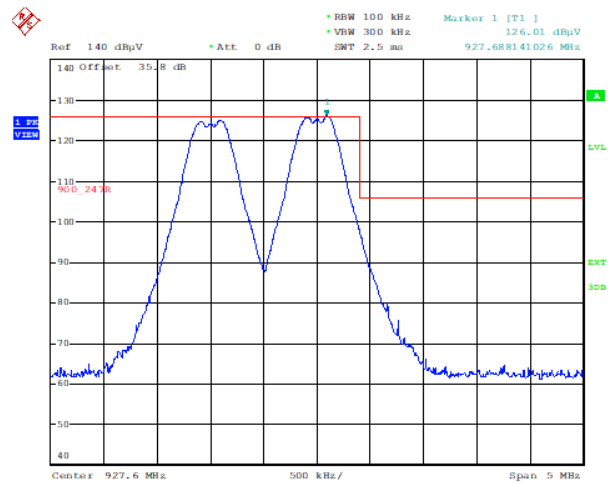
Date: 24.MAR.2020 14:13:10

BAND EDGE RADIATED (OMNI) @ 927.6 MHZ POWER SETTING 170- HORIZONTAL POLARIZATION

Horizontal Continuous mode



Horizontal Hopping mode

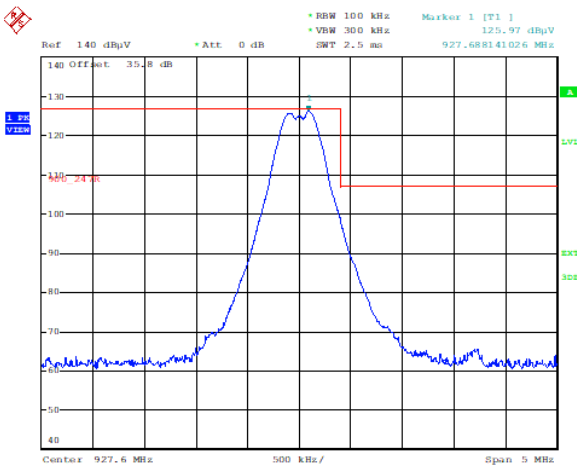


Date: 24.MAR.2020 15:01:48

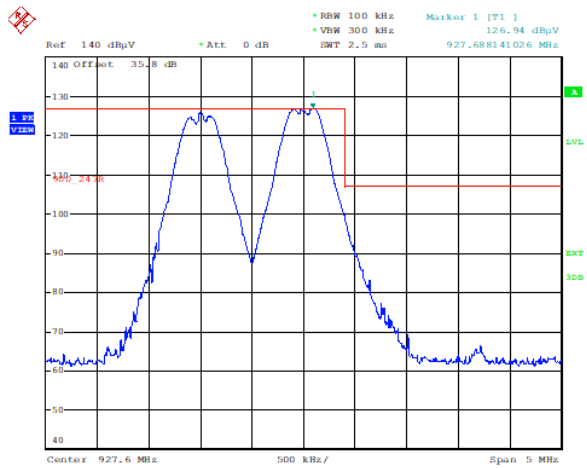
Date: 24.MAR.2020 15:07:33

BAND EDGE RADIATED (OMNI) @ 927.6 MHZ POWER SETTING 170- VERTICAL POLARIZATION

Vertical Continuous mode



Vertical Hopping mode



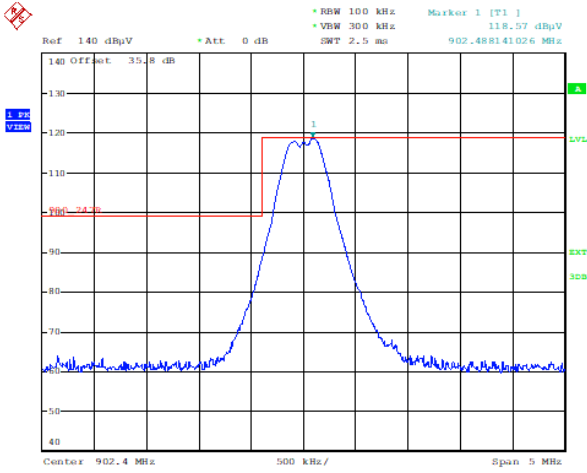
Date: 24.MAR.2020 14:35:27

Date: 24.MAR.2020 14:42:29

1.4.5. YAGI ANTENNA (13.15DBI) RADIATED BAND EDGE

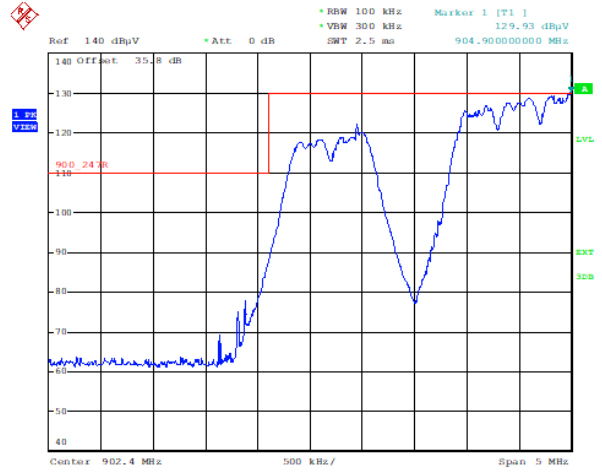
BAND EDGE RADIATED (YAGI) @ 902.4 MHZ POWER SETTING 138- HORIZONTAL POLARIZATION

Horizontal Continuous mode



Date: 28_MAR.2020 11:15:18

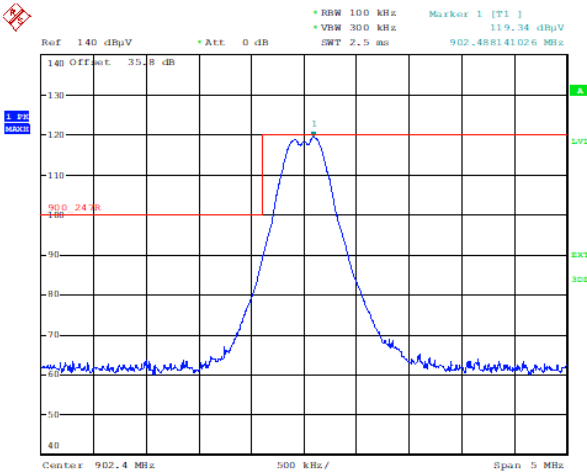
Horizontal Hopping mode



Date: 28_MAR.2020 11:23:04

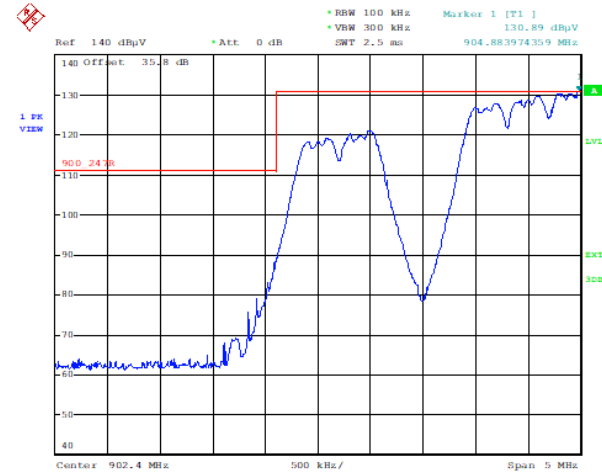
BAND EDGE RADIATED (YAGI) @ 902.4 MHZ POWER SETTING 138- VERTICAL POLARIZATION

Vertical Continuous mode



Date: 28_MAR.2020 09:33:22

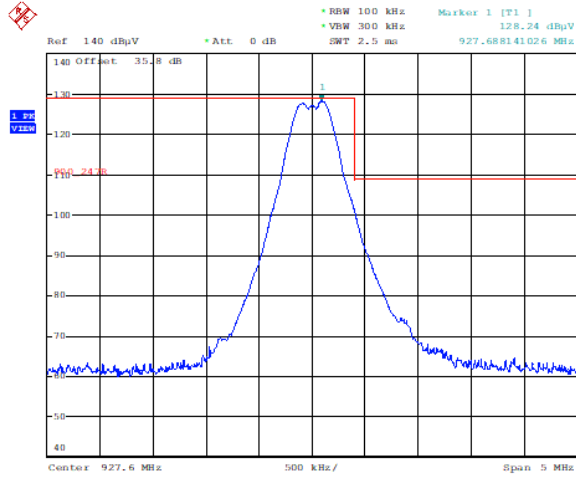
Vertical Hopping mode



Date: 28_MAR.2020 09:29:44

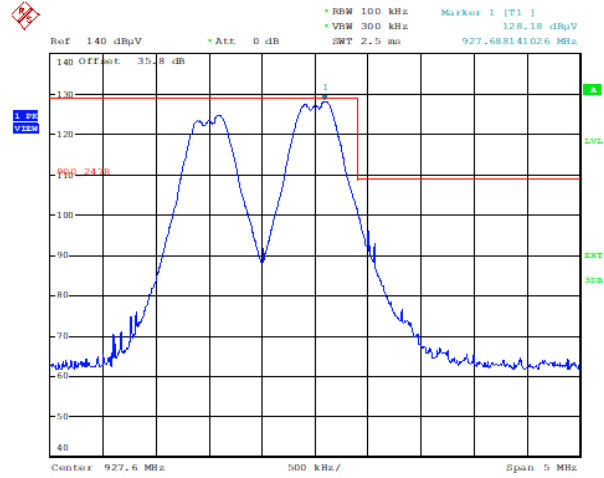
BAND EDGE RADIATED (YAGI) @ 927.6 MHz POWER SETTING 145- HORIZONTAL POLARIZATION

Horizontal Continuous mode



Date: 28.MAR.2020 11:00:18

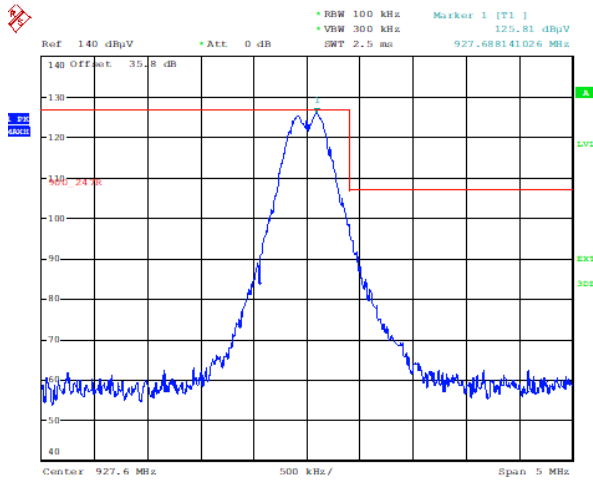
Horizontal Hopping mode



Date: 28.MAR.2020 11:07:30

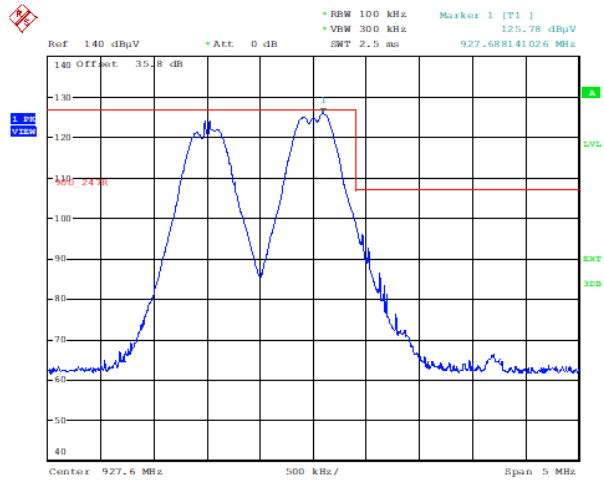
BAND EDGE RADIATED (YAGI) @ 927.6 MHz POWER SETTING 145- VERTICAL POLARIZATION

Vertical Continuous mode



Date: 28.MAR.2020 11:36:56

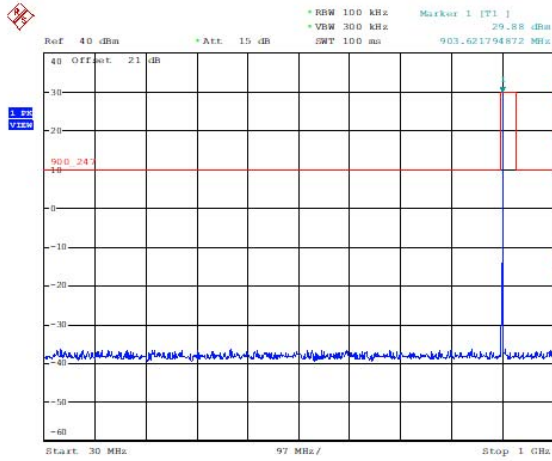
Vertical Hopping mode



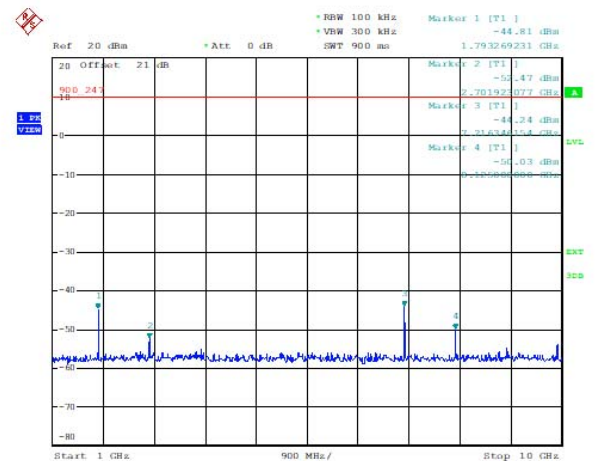
Date: 28.MAR.2020 11:42:44

1.5. CONDUCTED SPURIOUS

1.5.1. CONDUCTED SPURIOUS @ 902.4 MHZ POWER SETTING 235

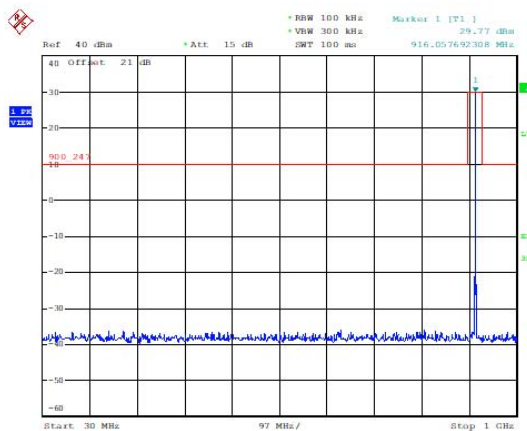


Date: 10.MAR.2020 14:16:24

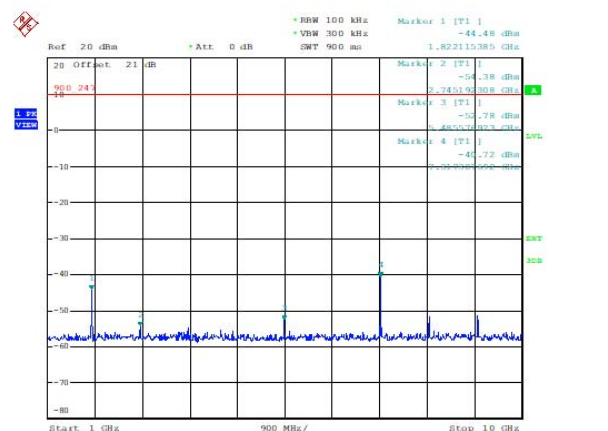


Date: 10.MAR.2020 14:39:56

1.5.2. CONDUCTED SPURIOUS @ 915.0 MHZ POWER SETTING 200

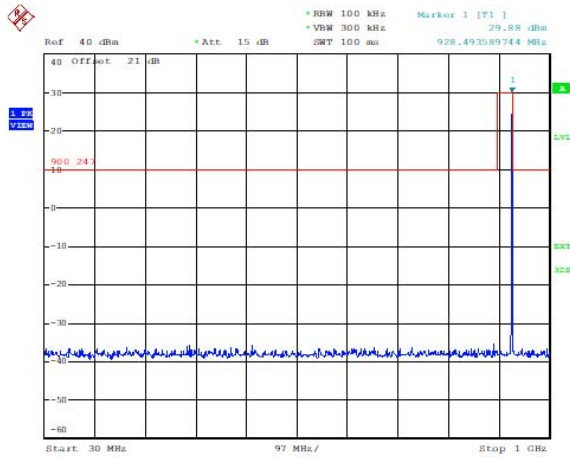


Date: 10.MAR.2020 14:18:42

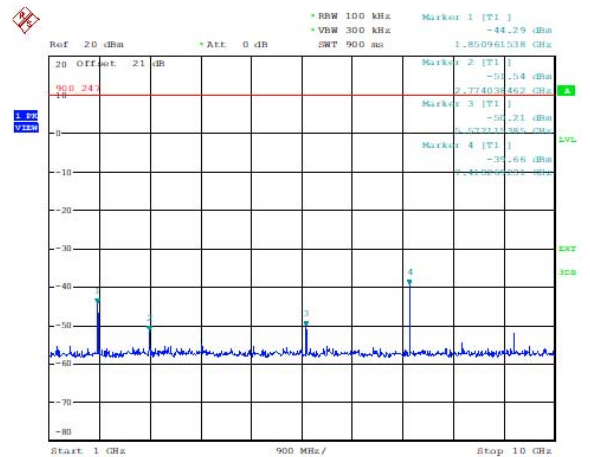


Date: 10.MAR.2020 14:32:37

1.5.3. CONDUCTED SPURIOUS @ 927.6 MHZ POWER SETTING 200



Date: 10.MAR.2020 14:25:11



Date: 10.MAR.2020 14:30:59