

ANNEX 1 - TEST SETUP PHOTOS

Power Line Conducted Emissions



ANNEX 1 - TEST SETUP PHOTOS


Power Line Conducted Emissions



Microhard Systems Inc.
Pico 900MHz 1W FHSS Module, Model p900
FCC ID: NS913P900


ANNEX 1 - TEST SETUP PHOTOS

Radiated Emissions @ 3 m
EUT with 3 dBi Rubber Duck Antenna




ANNEX 1 - TEST SETUP PHOTOS

Radiated Emissions @ 3 m
EUT with 3 dBi Low Profile Vertical Antenna




ANNEX 1 - TEST SETUP PHOTOS

Radiated Emissions @ 3 m
EUT with 8 dBi Flat Patch Antenna



ANNEX 1 - TEST SETUP PHOTOS

Radiated Emissions @ 3 m
EUT with 8.15 dBi Omni Directional Antenna



ANNEX 1 - TEST SETUP PHOTOS

Radiated Emissions @ 3 m
EUT with 13.15 dBi Yagi Antenna

