

ANNEX 1 - TEST SETUP PHOTOS

Power Line Conducted Emissions (Tx Mode)



ANNEX 1 - TEST SETUP PHOTOS

Power Line Conducted Emissions (Tx Mode)



Microhard Systems Inc.
400 to 480 MHz Narrowband Wireless Modem, Model L400
FCC ID: NS909P29

ANNEX 1 - TEST SETUP PHOTOS

Power Line Conducted Emissions (Rx Mode)



ANNEX 1 - TEST SETUP PHOTOS


Power Line Conducted Emissions (Rx Mode)



Microhard Systems Inc.
400 to 480 MHz Narrowband Wireless Modem, Model L400
FCC ID: NS909P29


ANNEX 1 - TEST SETUP PHOTOS

Radiated Emissions at 3 m (Tx Mode)
Orthogonal Position 1




ANNEX 1 - TEST SETUP PHOTOS

Radiated Emissions at 3 m (Tx Mode)
Orthogonal Position 1




ANNEX 1 - TEST SETUP PHOTOS

Radiated Emissions at 3 m (Tx Mode)
Orthogonal Position 2




ANNEX 1 - TEST SETUP PHOTOS

Radiated Emissions at 3 m (Tx Mode)
Orthogonal Position 3




ANNEX 1 - TEST SETUP PHOTOS

Radiated Emissions at 3 m (Rx Mode/Unintentional)
Orthogonal Position 1




ANNEX 1 - TEST SETUP PHOTOS

**Radiated Emissions at 3 m (Rx Mode/Unintentional)
Orthogonal Position 1**



ANNEX 1 - TEST SETUP PHOTOS

Radiated Emissions at 3 m (Rx Mode/Unintentional)
Orthogonal Position 2



ANNEX 1 - TEST SETUP PHOTOS

Radiated Emissions at 3 m (Rx Mode/Unintentional)
Orthogonal Position 3

