

E-MAC WALKIE TALKIE INSTRUCTION

AGES 5 AND UP

FCC ID: NS610609

BATTERY INSTALLATION:

1. OPEN BATTERY COVER AND INSERT A 9-VOLT BATTERY.
2. USE ONLY ALKALINE BATTERY TO PROTECT THE LIFE OF YOUR WALKIE TALKIE.
3. REPLACE BATTERY WHEN SOUND BECOMES WEAK OR DISTORTED.

HOW TO USE:

1. TURN THE ON-OFF SWITCH TO "ON" POSITION AND YOUR E-MAC WALKIE TALKIE IS NOW READY TO OPERATE .
2. PRESS THE PUSH-TO-TALK SWITCH FOR TRANSMITTING.
3. RELEASE THE PUSH-TO-TALK SWITCH FOR RECEIVING.
4. BEST TRANSMITTING AND RECEPTION ARE OBTAINED WHEN THE ANTENNA IS HELD IN A VERTICAL POSITION.

CAUTION:

WHEN YOU ARE FINISHED USING YOUR E-MAC WALKIE TALKIE, ALWAYS TURN THE ON-OFF SWITCH TO THE OFF POSITION. YOU WILL ACHIEVE THE CLEAREST TRANSMISSION AND RECEPTION WHEN THE ANTENNA IS HELD IN A VERTICAL POSITION. OPERATING PERFORMANCE MAY BE AFFECTED BY SURROUNDING BUILDINGS, STRUCTURES, AND EQUIPMENT.

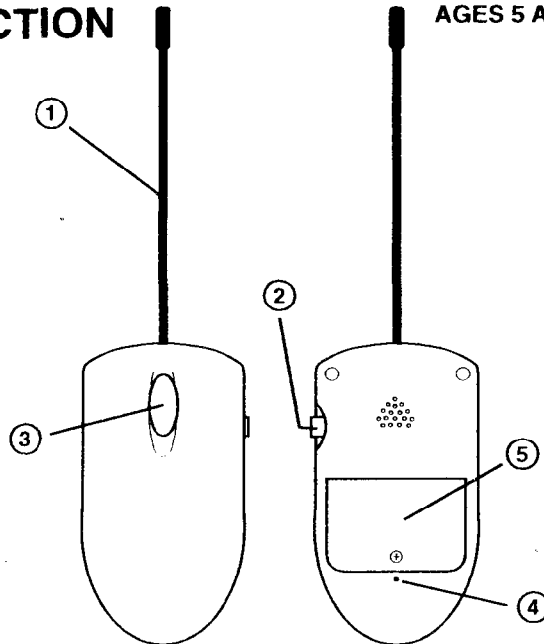
WARNING :

THE MANUFACTURER IS NOT RESPONSIBLE FOR ANY RADIO OR TV INTERFERENCE CAUSED BY UNAUTHORIZED MODIFICATIONS TO THIS EQUIPMENT. SUCH MODIFICATIONS COULD VOID THE USER'S AUTHORITY TO OPERATE THE EQUIPMENT.

NOTE:

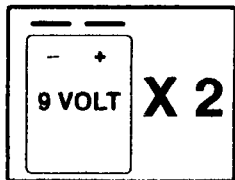
YOUR E-MAC WALKIE TALKIE ARE MADE FROM HIGH QUALITY MATERIALS AND ARE DESIGNED TO GIVE HOURS OF FUN. TO KEEP THEM IN GOOD CONDITION, PLEASE REMEMBER THE FOLLOWING:

1. DO NOT DROP OR BANG YOUR WALKIE TALKIES ON A HARD SURFACE
2. DON'T WET CONTROLS OR CASING, AND AVOID USING TOY IN AREAS OF HIGH HUMIDITY FOR LONG PERIODS OF TIME.
3. DON'T TRY TO SEPARATE CONTROLS FROM CASING.




- ① SAFETY ANTENNA
② PUSH TO TALK SWITCH
③ ON-OFF SWITCH

- ④ SPEAKER MICROPHONE
⑤ BATTERY COVER



- DO NOT MIX OLD AND NEW BATTERIES.
- DO NOT MIX ALKALINE STANDARD (CARBON-ZINC) AND RECHARGEABLE (NICKEL-CADMIUM) BATTERIES
- DO NOT USE ANY RECHARGEABLE BATTERIES.
- FOR THE BEST PERFORMANCE OF THIS TOY, IT IS SUGGESTED THAT ALKALINE BATTERIES BE USED.



OPEN BATTERY COMPARTMENTS AND SNAP IN ONE 9-VOLT BATTERY. (BATTERY NOT INCLUDED)



10609

LOS ANGELES, CA 90064
ALL RIGHTS RESERVED
MADE IN CHINA

www.manleytoyquest.com