



User's Manual for 900 MHz Wireless Intercom



© 1998 Lucent Technologies Consumer Products L.P. All rights reserved.
Printed in China. Issue 1AT&T

SAFETY INSTRUCTIONS



CAUTION
RISK OF ELECTRIC SHOCK
DO NOT OPEN



CAUTION: TO REDUCE THE RISK OF ELECTRIC SHOCK, DO NOT REMOVE COVER (OR BACK). NO USER SERVICEABLE PARTS INSIDE. REFER SERVICING TO QUALIFIED SERVICE PERSONNEL.

WARNING: TO REDUCE THE RISK OF FIRE OR ELECTRICAL SHOCK, DO NOT EXPOSE THIS APPLIANCE TO RAIN OR MOISTURE.



The exclamation point with an equilateral triangle is intended to alert the user of the presence of important operating and maintenance (servicing) instructions in the literature accompanying the appliance.

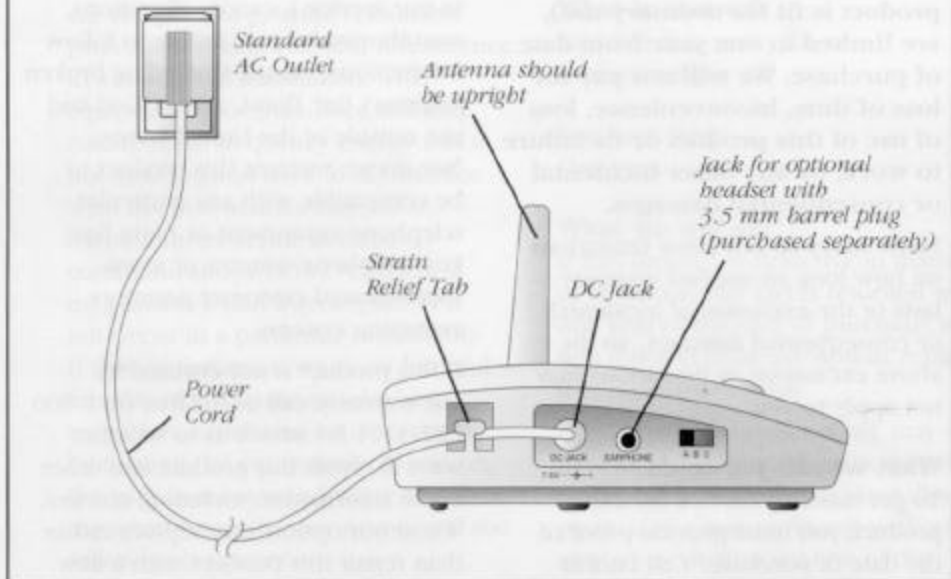


The lightning flash with arrowhead symbol, within an equilateral triangle, is intended to alert the user of the presence of uninsulated "dangerous voltage" within the product's enclosure; that may be of sufficient magnitude to constitute a risk of electric shock to persons.

- 1 **READ INSTRUCTIONS.** All the safety and operating instructions should be read before the appliance is operated.
- 2 **RETAIN INSTRUCTIONS.** The safety and operating instructions should be retained for future reference.
- 3 **HEED WARNINGS.** All warnings on the appliance and in the operating instructions should be adhered to.
- 4 **FOLLOW INSTRUCTIONS.** All operating and use instructions should be followed.
- 5 **WATER AND MOISTURE.** The appliance should not be used near water — for example, near a bathtub, washbowl, kitchen sink, laundry tub, in wet basement, or near swimming pool, etc.
- 6 **VENTILATION.** The appliance should be situated so that its location or position does not interfere with its proper ventilation. For example, the appliance should not be situated on a bed, sofa, rug or similar surface that may block the ventilation openings; or placed in a built-in installation, such as a bookcase or cabinet that may impede the flow of air through the ventilation openings.
- 7 **HEAT.** The appliance should be situated away from heat sources such as radiators, heat registers, stoves, or other appliances that produce heat.
- 8 **POWER SOURCE.** The appliance must be connected to a power source of the type described in the operating instructions or as marked on the appliance.
- 9 **IMPORTANT.** The following applies only to UL LISTED UNITS. This appliance is being supplied with the newly required safety feature of a polarized plug. You will note that one prong is larger than the other so that it fits only one way into the receptacle. **DO NOT TAMPER WITH OR DEFEAT ITS PURPOSE** under any circumstances.
- 10 **POWER CORD PROTECTION.** The power-supply cord should be routed so that it is not likely to be walked on or pinched by items placed upon or against it paying particular attention to cord at plug, convenience receptacle, and the point it exits from the appliance.
- 11 **CLEANING.** The appliance should be cleaned only as recommended by the manufacturer.
- 12 **NONUSE PERIODS.** The power cord of the appliance should be unplugged from the outlet when unused for a long period of time.
- 13 **OBJECT AND LIQUID ENTRY.** Care should be taken so that objects do not fall and liquids are not spilled into the enclosure through the openings.
- 14 **DAMAGE REQUIRING SERVICE.** The appliance should be serviced by qualified service personnel when
 - A The power supply cord or plug has been damaged; or
 - B Objects have fallen or liquid has been spilled into the appliance; or
 - C The appliance has been exposed to rain; or
 - D The appliance does not appear to operate normally or exhibits a marked change in the performance; or
 - E The appliance has been dropped, or the enclosure damaged.
- 15 The user should not attempt to service the appliance beyond that described in the operating instructions. **OTHER SERVICING SHOULD BE REFERRED TO QUALIFIED SERVICE PERSONNEL.**

INSTALLATION

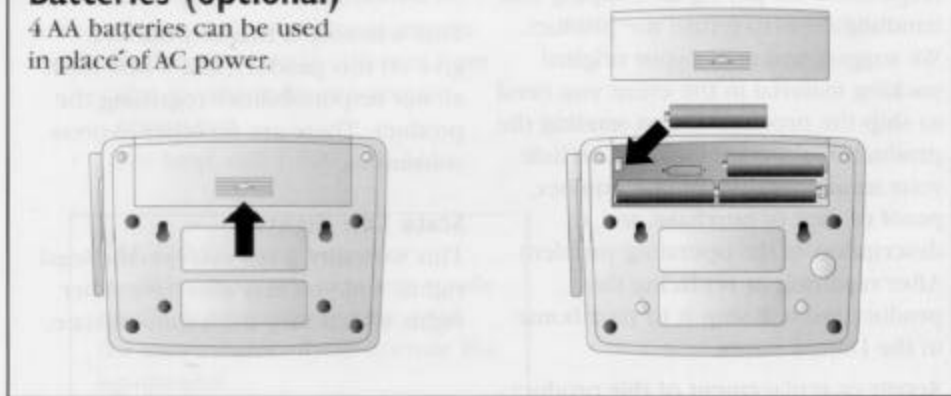
AC Power



— OR —

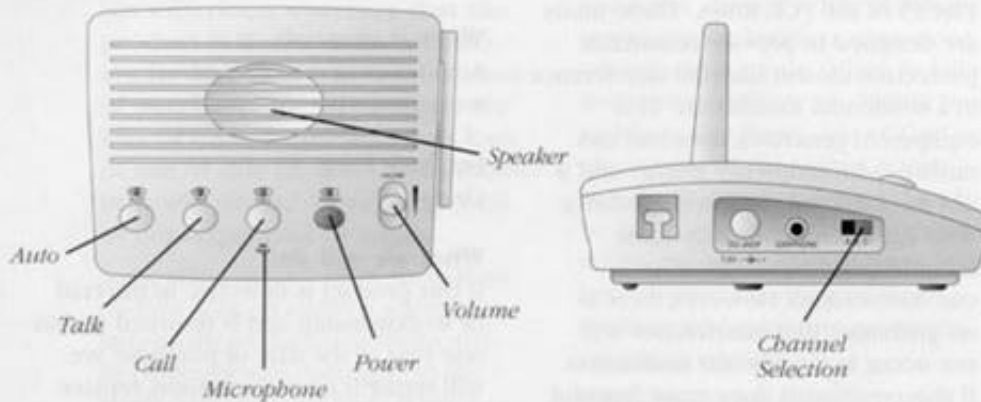
Batteries (optional)

4 AA batteries can be used in place of AC power.



POWER SOURCE: 7.5V/200mA
AC adapter. For a replacement,
call 1 800 222-3111.

OPERATION



You can use up to eight units with this intercom system. For best performance, units should be in different rooms, or located at least 15 feet away from each other.

Power

To turn the unit on or off, press and release **POWER**. The green POWER light is on when the unit is on.

Channel Selection

Units must be set to the same channel in order to communicate. (For example, if you set one unit to Channel B, you must set other units to Channel B in order for them to communicate.) Slide the switch on the left side of the unit to A, B, or C.

Volume

Slide the VOLUME switch up to increase listening volume, or down to decrease.

Call

Press and hold **CALL** to signal units set to the same channel (the red CALL light goes on). The receiving units sound a signal as long as you hold **CALL**.

Talk

Press and hold **TALK** to talk to other units on the same channel (the red TALK light goes on). Release **TALK** to listen for a reply (the unit automatically switches to receive mode, and the TALK light goes off).

*NOTE: The person at the receiving unit must press **TALK** to respond, unless AUTO mode is on at that unit.*

Auto

Press and release **AUTO** to set the unit in the automatic voice-activated mode (the red AUTO light goes on). This allows "hands-free" conversations between units set to the same channel.

When you speak, the TALK light on your unit goes on, and other units on the same channel receive your message. After approximately five seconds, another unit can reply (your TALK light goes off).

*NOTE: If AUTO mode is on, it is cancelled when you press **CALL**.*

FCC INFORMATION

This equipment has been tested and found to comply with the limits for a Class B digital device pursuant to Part 15 of the FCC Rules. These limits are designed to provide reasonable protection against harmful interference in a residential installation. This equipment generates, uses, and can radiate radio frequency energy and if not installed and used in accordance with the instructions may cause harmful interference to radio communications. However, there is no guarantee that interference will not occur in a particular installation. If this equipment does cause harmful interference to radio or television reception, which can be determined by turning the equipment off and on, the user is encouraged to try to correct the interference by one or more of the following measures:

- Reorient or relocate the receiving antenna.
- Increase the separation between the equipment and receiver.
- Connect the equipment into an outlet on a circuit different from that to which the receiver is connected.
- For help, call 1 800 222-3111.

CAUTION: Any changes or modifications not expressly made by the manufacturer may void the user's authority to operate the equipment.

LIMITED WARRANTY

This warranty applies only to products purchased and used in the United States.

What is covered:

Any defect in materials or workmanship.

For how long:

One year.

What we will do:

If this product is defective in material or workmanship and is returned within one year of the date of purchase, we will repair it or, at our option, replace it at no charge to you.

If we repair this product, we may use new or reconditioned replacement parts. If we choose to replace this product, we may replace it with a new or reconditioned one of the same or similar design. The repair or replacement will be warranted for either (a) 90 days or (b) the remainder of the original one year warranty period, whichever is longer.

Limitations:

Implied warranties, including those of fitness for a particular purpose and merchantability (an unwritten warranty that the product is fit for ordinary use), are limited to one year from date of purchase. We will not pay for loss of time, inconvenience, loss of use of this product or its failure to work, or any other incidental or consequential damages.

Some states do not allow limitations on how long an implied warranty lasts or the exclusion of incidental or consequential damages, so the above exclusions or limitations may not apply to you.

What we ask you to do:

To get warranty service on this product, you must provide proof of the date of purchase. Call Lucent Technologies Consumer Products L.P. at 1 800 222-3111 for the address of an authorized service location. You are responsible for paying all shipping and handling costs to return the product. We suggest you retain your original packing material in the event you need to ship the product. When sending the product to a service location, include your name, address, phone number, proof of date of purchase, and a description of the operating problem. After repairing or replacing this product, we will ship it to your home in the United States.

Repair or replacement of this product at an authorized service location is your exclusive remedy.

What this warranty does not cover:

This warranty does not cover defects resulting from events outside of the manufacturer's control including accidents, damage while in transit to our service location, alterations, unauthorized repair, failure to follow instructions, misuse (including broken antenna), fire, flood, acts of God and use outside of the United States. Nor do we warrant this product to be compatible with any particular telephone equipment or party line, key telephone systems or more sophisticated customer premises switching systems.

If this product is not covered by our warranty, call us toll-free on 1 800 222-3111 for advice as to whether we will repair this product and other repair information, including charges. We, at our option, may replace rather than repair this product with a new or reconditioned one of the same or similar design. The repair or replacement will be warranted for 90 days.

This warranty is the only one we give on this product, and it sets forth all our responsibilities regarding the product. There are no other express warranties.

State Law Rights:

This warranty gives you specific legal rights, and you may also have other rights which vary from state to state.

INSC05E1AT