

Test Setup Photographs


Conducted Emissions









Radiated Emissions: 9 kHz to 30 MHz





Radiated Emissions: 30 MHz to 1000 MHz





FCC MPE Measurement Test Setup



MPE Measurement Reading Points

Measurements were made at specific points in front of the 134.2 kHz RFID Readers (1.2m x 0.6m; 0.4m x 0.6m; 0.9m x 0.05m; 0.5 x 0.03m) at 0.2m. See images 1 to 4 for details and refer to section 7.0 for measurement results.




Image 1: Large Panel Antenna
1.2m x 0.6m




Image 2: Small Panel Antenna
0.4m x 0.6m



Image 3: Small Panel Antenna 0.9m x 0.05m



Image 4: Ferrite Wand Antenna 0.5 x 0.03m