



PHOTOS OF TEST SET-UP




XY plane




Radiated emission 9kHz - 30 MHz



Radiated emission 30 - 200 MHz



Radiated emission 200 - 1000MHz



Radiated emissions above 1 GHz



Power line Conducted Emissions Test