


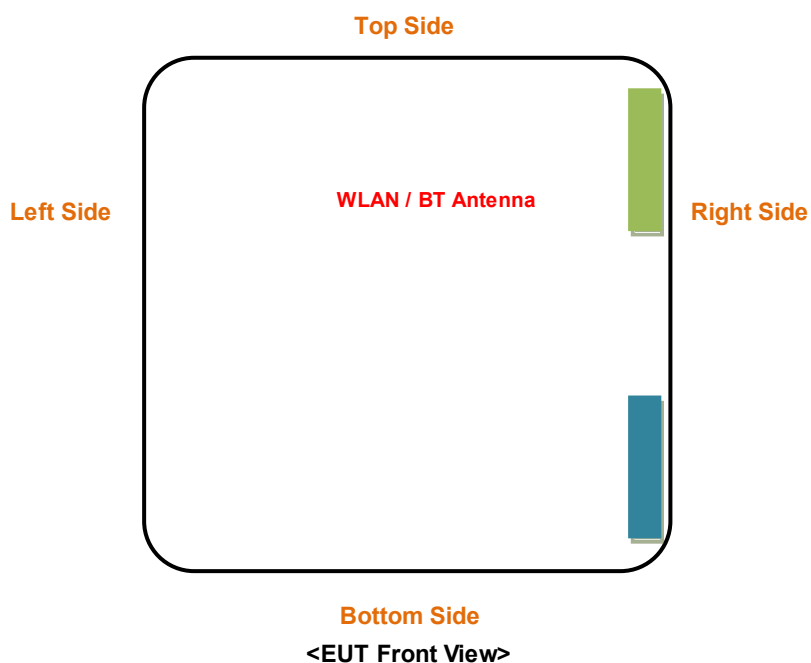
Appendix D. Photographs of EUT and Setup

The setup photographs for SAR testing are shown as follows.

<Photographs of EUT>



<Antenna Location>



The separation distance for antenna to edge:

Antenna	To Top Side (mm)	To Bottom Side (mm)	To Left Side (mm)	To Right Side (mm)
WLAN Main	145	5	235	0
WLAN Aux. / BT	5	145	235	0

FCC SAR Test Report

<Photographs of SAR Setup>




Body - Rear Face of EUT at 0 mm



Body - Right Side of EUT at 0 mm



Body - Top Side of EUT at 0 mm



Body - Bottom Side of EUT at 0 mm