




Appendix D. Photographs of EUT and Setup

FCC SAR Test Report

<Photographs of EUT>


EUT 1




EUT 2

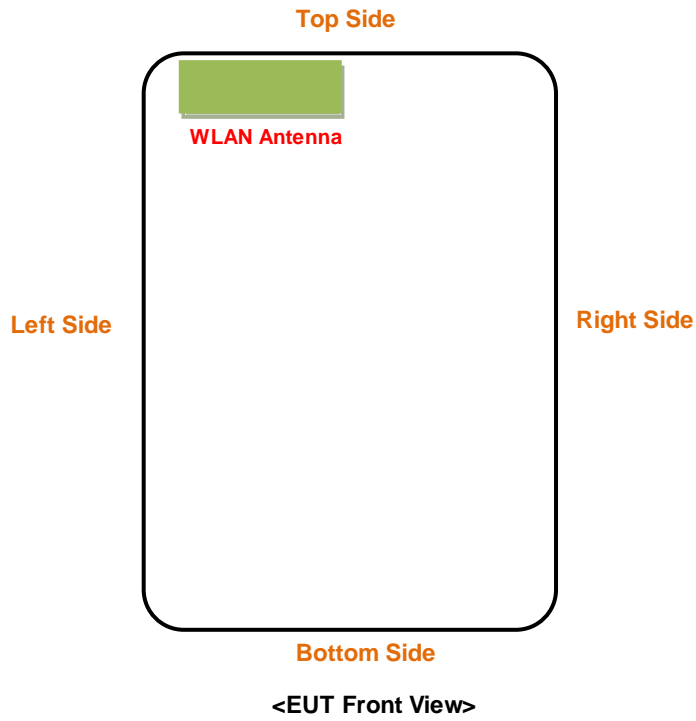


EUT 3











<Antenna Location>



The separation distance for antenna to edge:

Antenna	To Top Side (mm)	To Bottom Side (mm)	To Left Side (mm)	To Right Side (mm)
WLAN	1	169	28	83

<Photographs of SAR Setup>

	
<p>Body - Rear Face of EUT at 0 mm (EUT 1)</p>	<p>Body - Top Side of EUT at 0 mm (EUT 1)</p>
	
<p>Body - Rear Face of EUT at 0 mm (EUT 2)</p>	<p>Body - Rear Face of EUT at 0 mm (EUT 3)</p>
	
<p>Body - Rear Face of EUT at 0 mm (EUT 4)</p>	