


Appendix D. Photographs of EUT and Setup

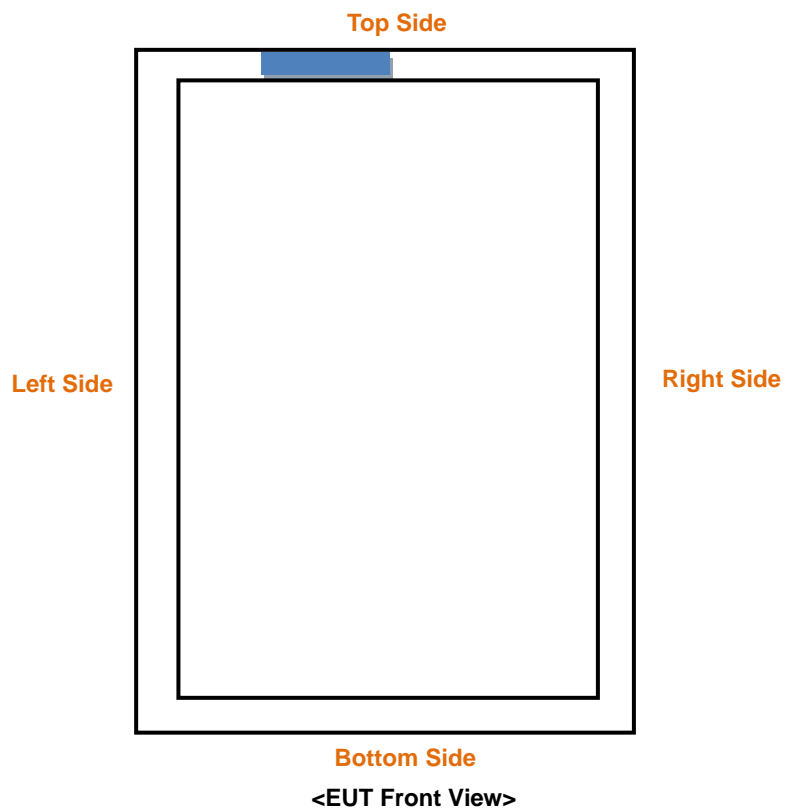
The setup photographs for SAR testing are shown as follows.

SAR Test Report

<Photographs of EUT>




<Antenna Location>



The separation distance for antenna to edge:

Antenna	To Top Side (mm)	To Bottom Side (mm)	To Left Side (mm)	To Right Side (mm)
WLAN	1.10	172.66	33.11	94.81

<Photographs of SAR Setup>




Body - Rear Face of EUT at 0 mm



Body - Left Side of EUT at 0 mm



Body - Right Side of EUT at 0 mm



Body - Top Side of EUT at 0 mm



Body - Bottom Side of EUT at 0 mm