

WiFi 2.4GHz_Edge 4_802.11b_Ch 11_0mm

Frequency: 2462 MHz; Duty Cycle: 1:1; Room Ambient Temperature: 22.5°C; Liquid Temperature: 22.8°C
Medium parameters used : $f = 2462$ MHz; $\sigma = 1.884$ S/m; $\epsilon_r = 38.256$; $\rho = 1000$ kg/m³

DASY5 Configuration:

- Area Scan Setting: Find Secondary Maximum Within: 2.0 dB and with a peak SAR value greater than 0.0012W/kg
- Electronics: DAE4 Sn1260; Calibrated: 2021/9/20
- Probe: EX3DV4 - SN7642; ConvF(8.12, 8.12, 8.12) @ 2462 MHz; Calibrated: 2022/3/2
- Sensor-Surface: 2mm (Mechanical Surface Detection)
- Phantom: ELI

Edge 4/802.11b/Area Scan (61x81x1): Interpolated grid: dx=1.200 mm, dy=1.200 mm
Maximum value of SAR (interpolated) = 0.897 W/kg

Edge 4/802.11b/Zoom Scan (7x7x7)/Cube 0: Measurement grid: dx=5mm, dy=5mm, dz=5mm

Reference Value = 17.99 V/m; Power Drift = 0.15 dB

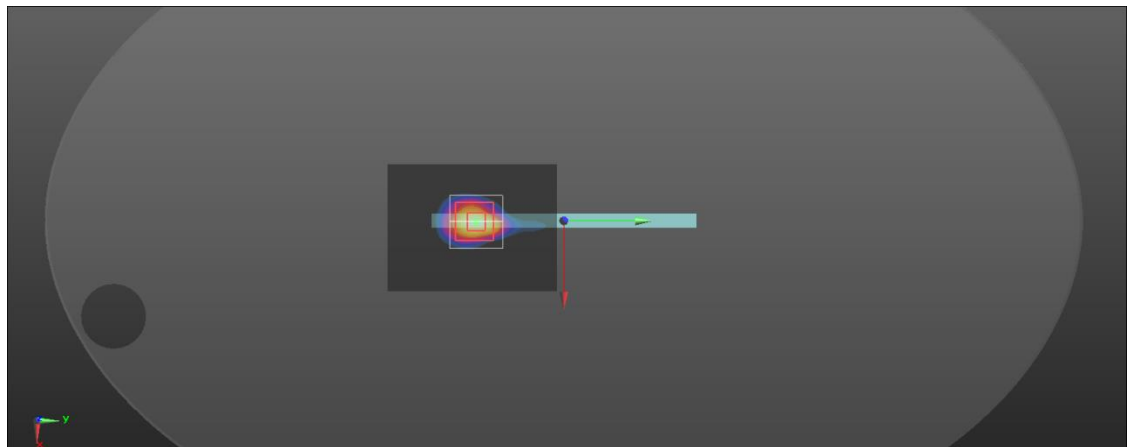
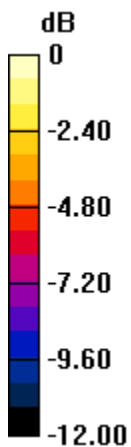
Peak SAR (extrapolated) = 1.48 W/kg

SAR(1 g) = 0.554 W/kg; SAR(10 g) = 0.208 W/kg

Smallest distance from peaks to all points 3 dB below = 5.8 mm

Ratio of SAR at M2 to SAR at M1 = 40.5%

Maximum value of SAR (measured) = 0.972 W/kg



0 dB = 0.972 W/kg = -0.12 dBW/kg

WiFi 5.2GHz_Edge 4_802.11ac(VHT80)_Ch 42_0mm

Frequency: 5210 MHz; Duty Cycle: 1:1; Room Ambient Temperature: 23.1°C; Liquid Temperature: 22.6°C
Medium parameters used: $f = 5210 \text{ MHz}$; $\sigma = 4.645 \text{ S/m}$; $\epsilon_r = 35.337$; $\rho = 1000 \text{ kg/m}^3$

DASY5 Configuration:

- Area Scan Setting: Find Secondary Maximum Within: 2.0 dB and with a peak SAR value greater than 0.0012W/kg
- Electronics: DAE4 Sn877; Calibrated: 2022/4/28
- Probe: EX3DV4 - SN3665; ConvF(5.45, 5.45, 5.45) @ 5210 MHz; Calibrated: 2022/8/28
- Sensor-Surface: 2mm (Mechanical Surface Detection)
- Phantom: ELI

Rear/802.11ac(VHT80)/Area Scan (91x131x1): Interpolated grid: $dx=1.000 \text{ mm}$, $dy=1.000 \text{ mm}$
Maximum value of SAR (interpolated) = 2.35 W/kg

Rear/802.11ac(VHT80)/Zoom Scan (7x7x12)/Cube 0: Measurement grid: $dx=4\text{mm}$, $dy=4\text{mm}$, $dz=2\text{mm}$

Reference Value = 11.28 V/m; Power Drift = -0.10 dB

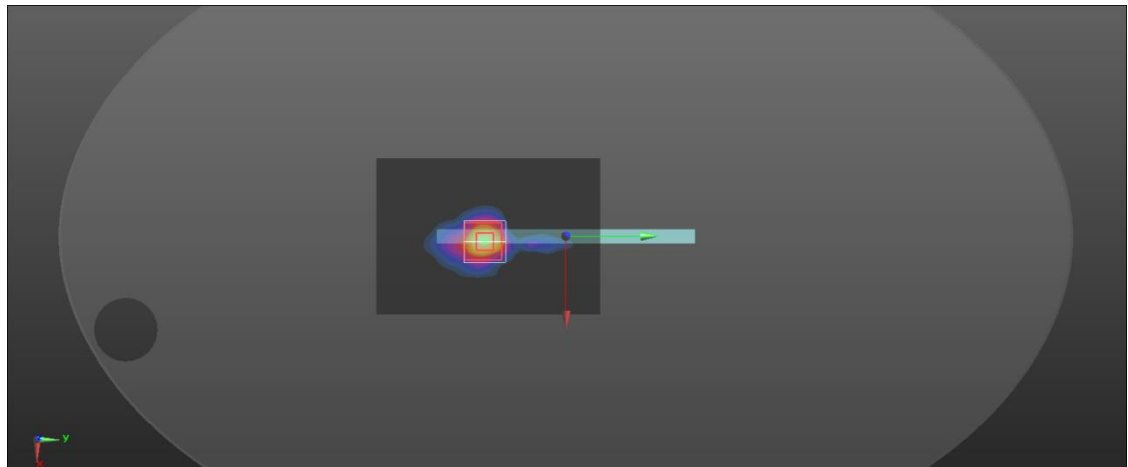
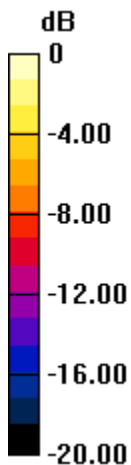
Peak SAR (extrapolated) = 5.30 W/kg

SAR(1 g) = 1.14 W/kg; SAR(10 g) = 0.249 W/kg

Smallest distance from peaks to all points 3 dB below = 5.4 mm

Ratio of SAR at M2 to SAR at M1 = 54.7%

Maximum value of SAR (measured) = 2.65 W/kg



0 dB = 2.65 W/kg = 4.23 dBW/kg

WiFi 5.2GHz_Edge 4_802.11ac(VHT80)_Ch 42_0mm_Repeat one

Frequency: 5210 MHz; Duty Cycle: 1:1; Room Ambient Temperature: 23.1°C; Liquid Temperature: 22.6°C
Medium parameters used: $f = 5210$ MHz; $\sigma = 4.645$ S/m; $\epsilon_r = 35.337$; $\rho = 1000$ kg/m³

DASY5 Configuration:

- Area Scan Setting: Find Secondary Maximum Within: 2.0 dB and with a peak SAR value greater than 0.0012W/kg
- Electronics: DAE4 Sn877; Calibrated: 2022/4/28
- Probe: EX3DV4 - SN3665; ConvF(5.45, 5.45, 5.45) @ 5210 MHz; Calibrated: 2022/8/28
- Sensor-Surface: 2mm (Mechanical Surface Detection)
- Phantom: ELI

Rear/802.11ac(VHT80)/Area Scan (91x131x1): Interpolated grid: dx=1.000 mm, dy=1.000 mm
Maximum value of SAR (interpolated) = 2.42 W/kg

Rear/802.11ac(VHT80)/Zoom Scan (7x7x12)/Cube 0: Measurement grid: dx=4mm, dy=4mm, dz=2mm

Reference Value = 0.4890 V/m; Power Drift = -0.02 dB

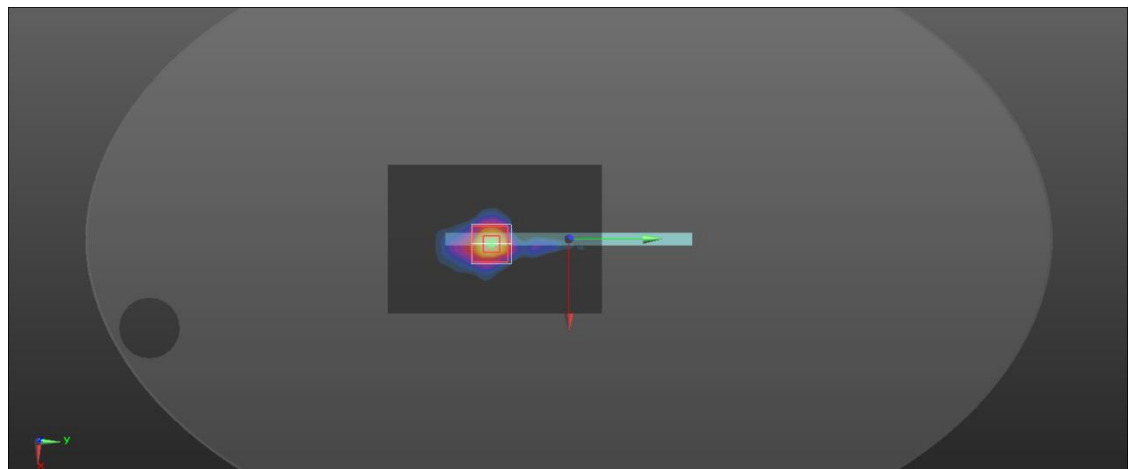
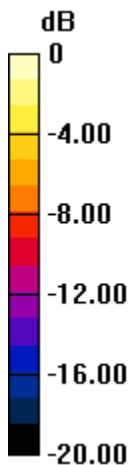
Peak SAR (extrapolated) = 5.16 W/kg

SAR(1 g) = 1.12 W/kg; SAR(10 g) = 0.246 W/kg

Smallest distance from peaks to all points 3 dB below = 5.4 mm

Ratio of SAR at M2 to SAR at M1 = 54.8%

Maximum value of SAR (measured) = 2.60 W/kg



0 dB = 2.60 W/kg = 4.15 dBW/kg