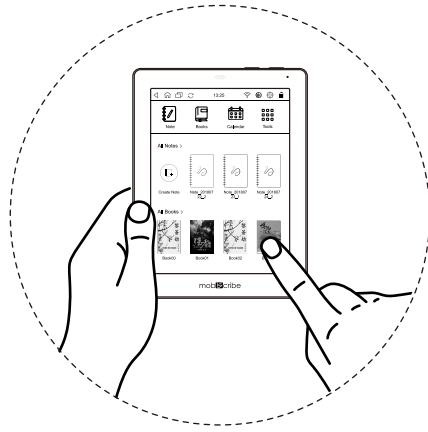


5 MobiScribe WAVE Touch Screen Operation

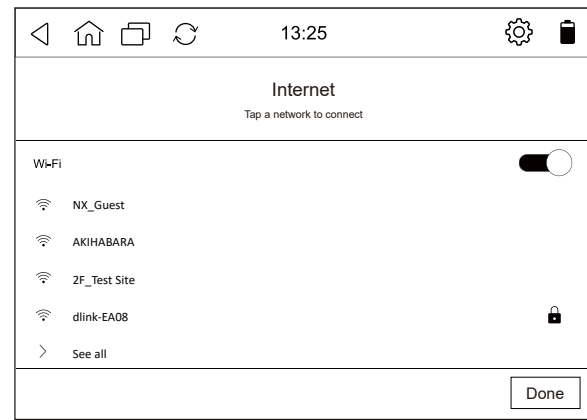


You can use your finger or stylus to activate the following applications and features on the Home Screen.

- Notes
- Books
- Calendar
- Tools

- ※ Notes/ Books page, swipe down the page to open the toolbar, and click to return to the main screen.
- ※ Books page, use your finger or stylus to maneuver left/right on the screen and turn pages forward/backward.
- ※ Books can support files in MOBI/ PDF/ EPUB/ TXT format.

6 WiFi Settings & Software Update



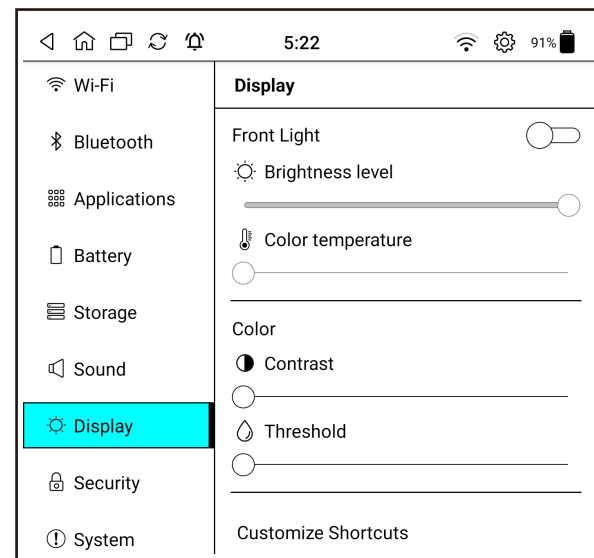
Click the icon at the top right of the toolbar to enter the function setting page.

Enter the WiFi network details to enable it. Tap your WiFi link to connect.

Update Software

Click "System Updates", and when you are connected to the Internet, click the "System Updates" option to update the MobiScribe software.

7 Screen & Front Light Settings



Select Tools page -> Settings -> Display

- Select the icon to adjust the screen brightness.
- Select the icon to adjust the screen color temperature (cold/warm).
- Select the icon to adjust the screen contrast.
- Select the icon to adjust the screen threshold.
- ※ Toggle right/left to turn on/off front light.

8 Certificates of the device

To access the e-label information, in the device, choose:
Start from Main or Home Menu:
Step 1 – click on
Step 2 – click on "About"
Step 3 – click on "About MobiScribe"

FCC Compliance Statement

This device complies with Part 15 of the FCC Rules. Operation is subject to the following two conditions:
(1) this device may not cause harmful interference, and
(2) this device must accept any interference received, including interference that may cause undesired operation.

This equipment has been tested and found to comply with the limits for a Class B digital device, pursuant to part 15 of the FCC Rules. These limits are designed to provide reasonable protection against harmful interference in a residential installation. This equipment generates, uses and can radiate radio frequency energy and, if not installed and used in accordance with the instructions, may cause harmful interference to radio communications. However, there is no guarantee that interference will not occur in a particular installation. If this equipment does cause harmful interference to radio or television reception, which can be determined by turning the equipment off and on, the user is encouraged to try to correct the interference by one or more of the following measures:

- Reorient or relocate the receiving antenna.
- Increase the separation between the equipment and receiver.
- Connect the equipment into an outlet on a circuit different from that to which the receiver is connected.
- Consult the dealer or an experienced radio/TV technician for help.

Any changes or modifications not expressly approved by the party responsible for compliance could void the authority to operate equipment. This device and its antenna must not be co-located or operating in conjunction with any other antenna or transmitter.

SAR

This equipment complies with FCC RF radiation exposure limits set forth for an uncontrolled environment for body-worn configuration in direct contact with the phantom. RF Exposure Information (SAR)
This device meets the government's requirements for exposure to radio waves. This device is designed and manufactured not to exceed the emission limits for exposure to radio frequency (RF) energy set by the Federal Communications Commission of the U.S. Government. The exposure standard for wireless devices employing a unit of measurement is known as the Specific Absorption Rate, or SAR. The SAR limit set by the FCC is 1.6W/kg. The FCC has granted an Equipment Authorization for this device with all reported SAR levels evaluated as in compliance with the FCC RF exposure guidelines. SAR information on this device is on file with the FCC and can be found under the Display Grant section of www.fcc.gov/oet/ea/fccid after searching on FCC ID: NOIKB-E70P24

mobiscribe
WAVE

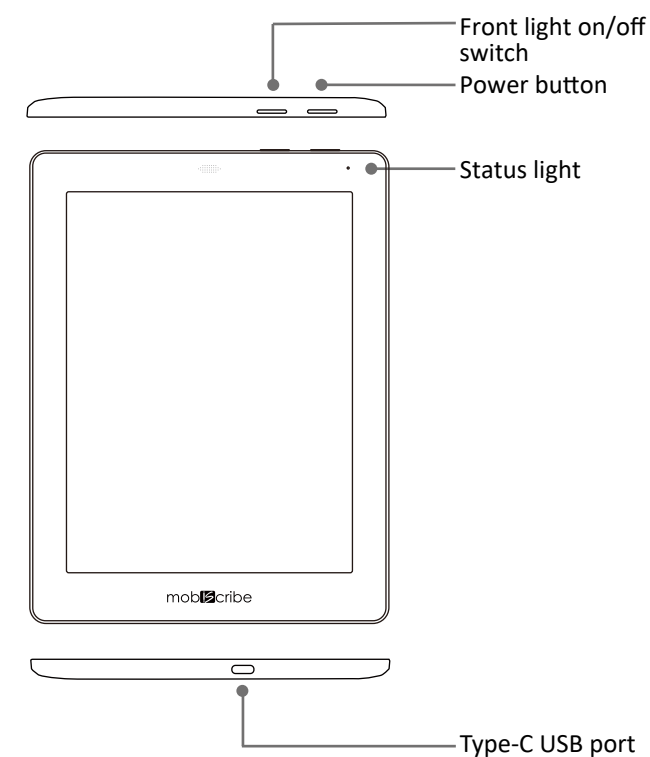
7.8" Digital Note Pad/
Color Digital Note Pad
Quick Start Guide

1 Your MobiScribe WAVE box contents

Thank you for purchasing the MobiScribe EINK notepad. This product contains the following accessories in the box. If any items are missing, please contact our customer service department.

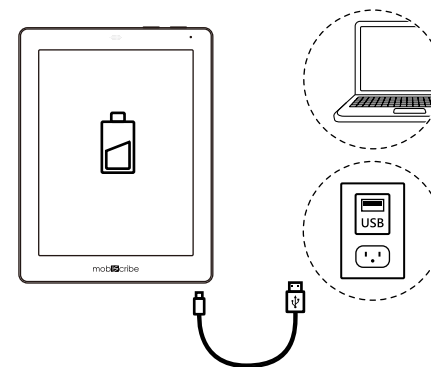
MobiScribe WAVE	Stylus
Type-C USB Cable	Quick Guide
Stylus Refill Nibs & Retraction Tweezers	

2 MobiScribe WAVE Features



Memory Capacity	64GB memory capacity
-----------------	----------------------

3 MobiScribe WAVE Power Specifications



Charging: connect the supplied Type-C charging cable to the MobiScribe. The MobiScribe can be charged via a wall outlet (USA power adapter is not included), or via a USB port.

Power on/off cycle specifications

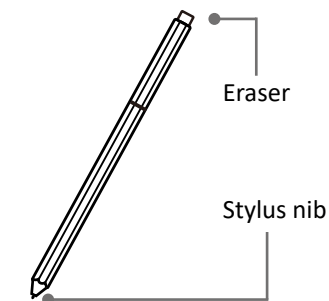
On: press the power button, the status light will illuminate and flash until the unit is fully powered on. The green status light will then shut off.

Off: press the power button for approximately 3 seconds until the shutdown confirmation screen appears, then select "Shutdown."

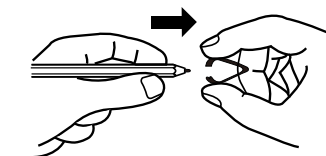
Sleep Mode: Quickly press the power button to enable unit sleep mode. To reawaken the device, quickly press the power button again.

Environment Temperature	Operational Temp: 0°~ 45°C (32°~ 113°F) Storage Temp: -10°~ 50° C (14°~ 122°F)
Input Rating	5V, 2A

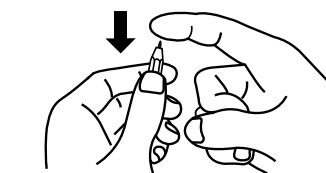
4 Stylus



- ※ Refill nibs and extractor tweezers are included with the MobiScribe.
 - ※ When the length of the nib is noticeably shorter, it is time to replace.
 - ※ Nib refill replacement method.
- Step 1: Please use the supplied extractor tweezers to remove the nib from the stylus.



Step 2: Insert the new refill nib into the stylus.



Warranty

Your new MobiScribe WAVE comes with a one-year limited warranty against defects in materials and workmanship from the invoice date. For full warranty information please visit:
<https://www.mobiscribe.com/terms>

MobiScribe USA Contact Information

Customer Service Email: Support@mobiscribe.com
Store: www.mobiscribe.com

Scan this QR Code to join the MobiScribe fans Facebook community.



MobiScribe and the MobiScribe logo are USPTO registered trademarks of TeamUC, Inc in the United States and/or other countries.

Copyright © 2022 TeamUC, Inc. All rights reserved.