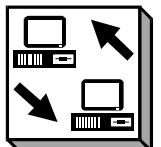
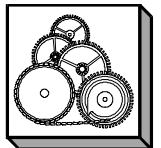
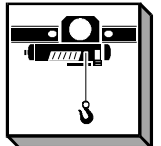
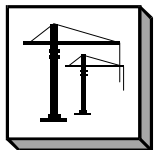


HBC – Transmitter Module

TX 691



User Manual

Transmitter Module TX 691



UM-TX691-V2.DOC [Word 2002] SEDH/DOKUS

Page 2 / 5

Manufactured by: HBC-radiomatic GmbH
Haller Strasse 47 – 53
74564 Crailsheim, Germany
Tel: +49 79 51 3 93–0
Fax: +49 79 51 3 93–50
E-mail: info@radiomatic.com
<http://www.hbc-radiomatic.com>

HBC-radiomatic GmbH is not liable for any misprints or errors! – All rights reserved.

™ *HBC-radiomatic* is a registered German trademark.

© 2006 – 06 , HBC-radiomatic GmbH , 74564 Crailsheim , Germany

No part of any software or of the present document may be reproduced in any manner whatsoever without the expressed written permission of HBC-radiomatic GmbH.

Table of Contents

Warnings	4
Technical Data	5



Warnings

This device complies with part 15 of the FCC rules and with RSS-210 of Industry Canada. Operation is subject to the following two conditions: (1) This device may not cause harmful interference and (2) this device must accept any interference received, including interference that may cause undesired operation.

Caution: Any changes or modifications by the user could void the user's authority to operate the equipment!

NOTE: This equipment has been tested and found to comply with the limits for a Class B digital device, pursuant to part 15 of the FCC Rules. These limits are designed to provide reasonable protection against harmful interference in a residential installation. This equipment generates, uses and can radiate frequency energy and, if not installed and used in accordance with the instructions, may cause harmful interference to radio communications. However, there is no guarantee that interference will not occur in a particular installation. If this equipment does cause harmful interference to radio or television reception, which can be determined by turning the equipment off and on, the user is encouraged to try to correct the interference by one or more of the following measures:

- Reorient or relocate the receiving antenna.
- Increase the separation between the equipment and receiver.
- Connect the equipment into an outlet on a circuit different from that to which the receiver is connected.
- Consult the dealer or an experienced radio/TV technician for help.

Technical Data

Operating temperature range: $-30 \dots +70 \text{ }^{\circ}\text{C}$

Operating voltage: $+ 3.3 \dots 5.25 \text{ V}$

Current consumption transmit: ca. 55 mA

Current consumption stand-by: ca. 27 mA

Current consumption off: $<50 \text{ }\mu\text{A}$

Frequency range: 902.025 ... 927.575 MHz

Channel pattern: 25 kHz

Frequency deviation: $\pm 5 \text{ kHz}$

Modulation type: 25K0F2D

Maximum field strength: 50 mV/m @ 3 m

Switch-over time (stand-by - transmit): $< 3 \text{ ms}$

Data rate: 4762 Baud

Modulation: AFSK

LF transmission bandwidth: 150 Hz ... 4.8 kHz