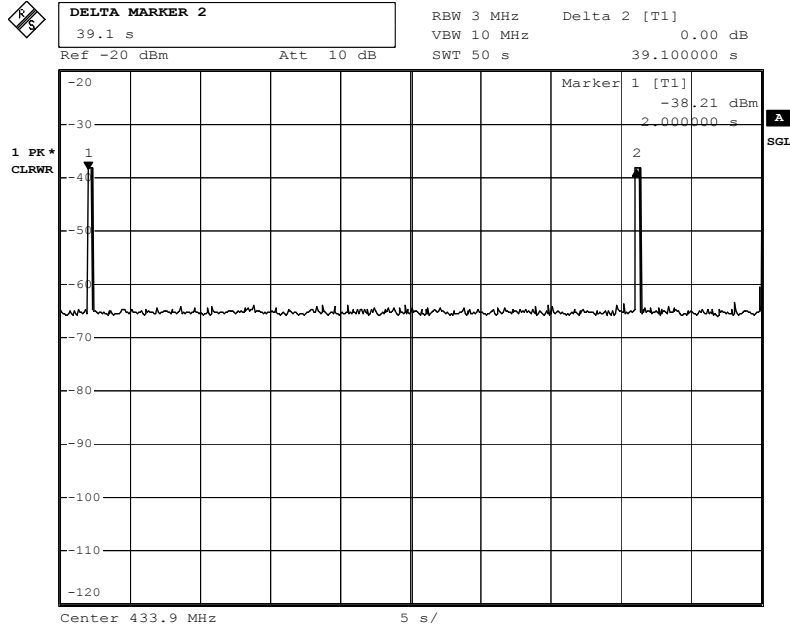


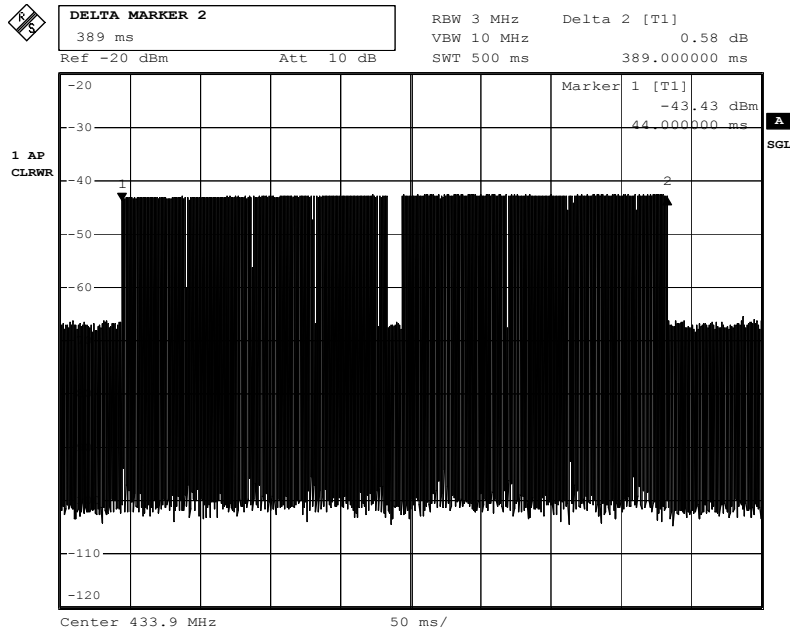
**Prüfbericht - Nr.:**  
Test Report No.

**14010900 001**

Seite 1 von 4  
Page 1 of 4



Date: 8.NOV.2005 10:24:43



Date: 8.NOV.2005 11:57:52

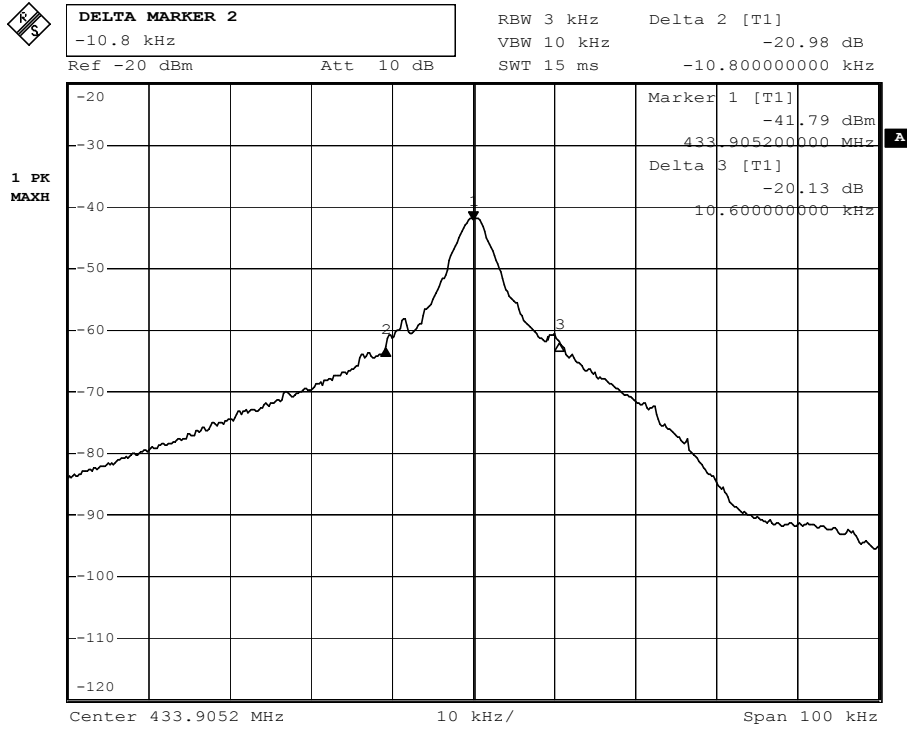
Part 15.231 (e) requirement

	Measured time (second(s))	Limit (second(s))
Duration of each transmission	0.389	≤ 1
Duration of silent period	39.10	≥ 30 x 0.389 = 11.67, and ≥ 10 (shall be in any circumstances)

Prüfbericht - Nr.:  
Test Report No.

14010900 001

Seite 2 von 4  
Page 2 of 4



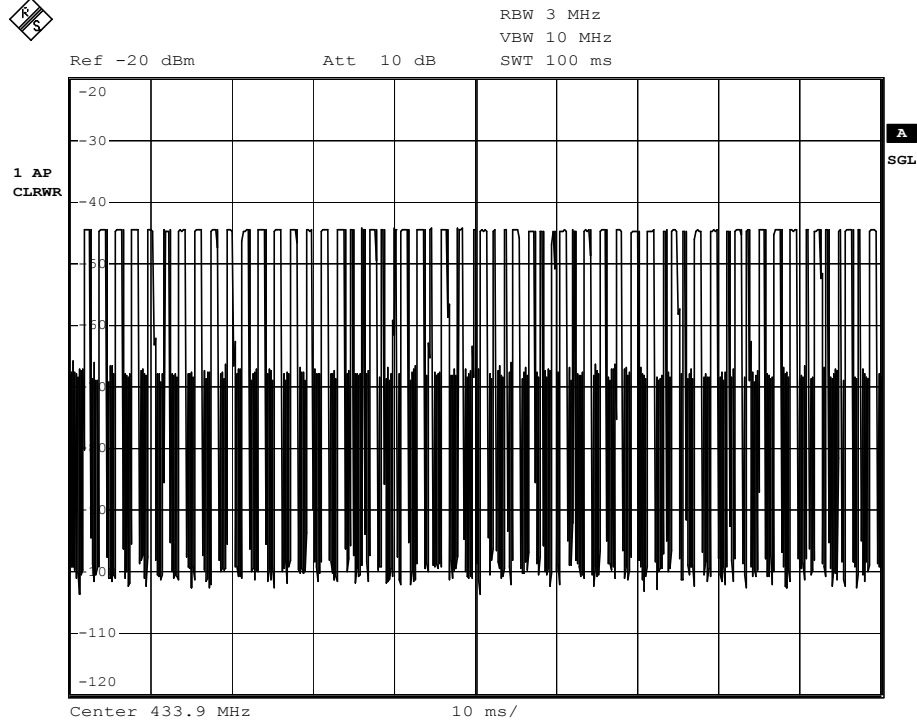
Date: 8.NOV.2005 12:13:57

Bandwidth measurement.

**Prüfbericht - Nr.:**  
*Test Report No.*

**14010900 001**

Seite 3 von 4  
Page 3 of 4



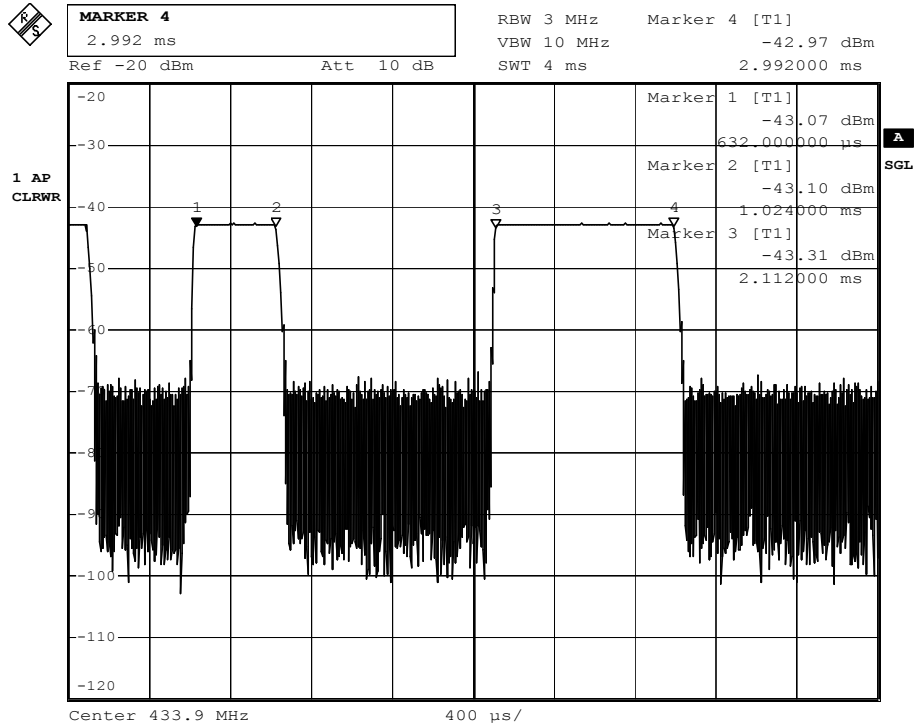
Date: 8.NOV.2005 12:01:18

- The graph shows the pattern of coding during the signal transmission.
- Within the pulse train, there are 21 short and 39 long 'on' signals.

**Prüfbericht - Nr.:**  
Test Report No.

**14010900 001**

Seite 4 von 4  
Page 4 of 4



Date: 8.NOV.2005 12:07:20

- The graph shows the duration of short 'on' signal from marker 1 to marker 2 indicates 0.392ms.
- The duration of long 'on' signal, from marker 3 to marker 4 indicates 0.88ms.
- Therefore, the total signal 'on' time of one successful period is  $(0.392\text{ms} \times 21) + (0.88\text{ms} \times 39) = \underline{\underline{42.55\text{ms}}}$ .

Average factor:  $20 \log (42.55 / 100) = \underline{\underline{-7.42\text{dB}}}$ .