

6

5

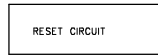
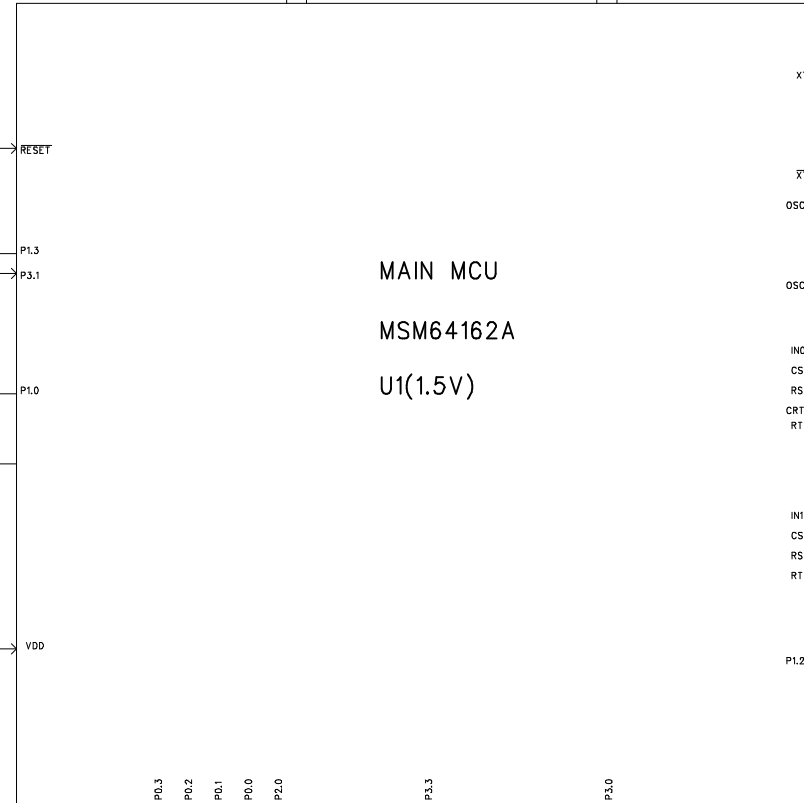
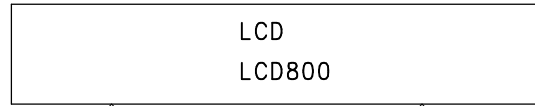
4

3

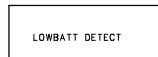
2

1

ISSUE	REVISION	DATE:	MADE BY:	APPROVED BY:
1.0	FIRST RELEASE FOR PRODUCTION	SEP/28/06	LI JING	DR ZHOU

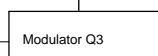



RESET



P1.3

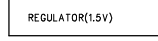

P3.1



TX_DATA

P1.0

VBAT



VDD

XT

XT

OSC1

OSC2

IN0

CS0

RS0

CR10

RT0

IN1

CS1

RS1

RT1

P1.2

X1

32.768KHz

R1

150K

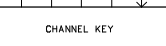
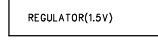

TEMP CIRCUIT

HUMI CIRCUIT

LED CIRCUIT

ANT

433.92MHz



P0.3

P0.2

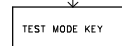
P0.1

P0.0

P2.0



P3.3



P5.0

TITLE:		BLOCK DIAGRAM	
DOC NO.		DIVISION	LCD
MODEL NO.	THGR810	DRAWN	LI JING
CAD REF.	THGR810-BLK.SCH	CHKD	DR ZHOU
PAGE	1 OF 1	APPD.	WILSON CHAN
IDT TECHNOLOGY LTD.			