



Hong Kong

FCC – Test report

Report Number : **60/790.14.009.01** Date of Issue: 15th May 2014

Model : **AW133**

Product Type : **BLE Enable QQB Thermometer**

Applicant : **IDT Technology Limited**

Address : **Block C,9/F., Kaiser Estate,Phase1,41 Man Yue Street, Hunghom,
Kowloon , Hong Kong**

Production Facility : **IDT Technology Limited**

Address : **Block C,9/F., Kaiser Estate,Phase1,41 Man Yue Street, Hunghom,
Kowloon , Hong Kong**

Test Result : **Positive** **Negative**

Total pages including Appendices : **29**

TÜV SÜD Hong Kong Ltd. is a subcontractor to TÜV Product Service, GmbH according to the principles outlined in ISO 17025.

TÜV SÜD Hong Kong Ltd. reports apply only to the specific samples tested under stated test conditions. Construction of the actual test samples has been documented. It is the manufacturer's responsibility to assure that additional production units of this model are manufactured with identical electrical and mechanical components. The manufacturer/importer is responsible to the Competent Authorities in Europe for any modifications made to the production units which result in non-compliance to the relevant regulations. TÜV SÜD Hong Kong Ltd. shall have no liability for any deductions, inferences or generalizations drawn by the client or others from TÜV SÜD Hong Kong Ltd. issued reports.

This report is the confidential property of the client. As a mutual protection to our clients, the public and ourselves, extracts from the test report shall not be reproduced except in full without our written approval.

Report Number: **60/790.14.009.01**

TÜV SÜD HONG KONG LTD., 3/F, West Wing, Lakeside 2, 10 Science Park West Avenue, Science Park, Shatin, HK.
Tel: +852-2776 1323 Fax: +852-2776 1206

Page 1 of 29

Rev. no.: 2.1



Hong Kong

1. Table of Contents

1. Table of Contents.....	2
2. Details about the Test Laboratory	3
3. Description of the Equipment Under Test	4
4. Summary of Test Standards.....	5
5. Summary of Test Standards and Results	6
6. General Remarks.....	7
7. Emission Test Results	8
7.1 AC Line Conducted Emissions.....	8
7.2 Spurious Emissions at Antenna Terminals.....	9
7.3 Spurious Radiated Emissions	12
7.4 6dB Bandwidth.....	16
7.5 Peak Output Power Measurements	19
7.6 100 kHz Bandwidth of Band Edges	22
7.7 Power Spectral Density	24
7.8 Antenna Requirement	27
8. Test Equipment List	28
9. System Measurement Uncertainty	29

Report Number: **60/790.14.009.01**

TÜV SÜD HONG KONG LTD., 3/F, West Wing, Lakeside 2, 10 Science Park West Avenue, Science Park, Shatin, HK.
Tel: +852-2776 1323 Fax: +852-2776 1206

Page 2 of 29

Rev. no.: 2.1



Hong Kong

2. Details about the Test Laboratory

Details about the Test Laboratory

Test site 1

Company name: TÜV SÜD HONG KONG LTD.
3/F, West Wing, Lakeside 2,
10 Science Park West Avenue,
Science Park, Shatin
HK.

Telephone: 852 2776 1323

Fax: 852 2776 1372

Test site 2

Company name: Audix Technology(Shenzhen) Co., Ltd.
No.6,Ke Feng Road,Block 52,Shenzhen Science & Industry
Park,Nanshan,Shenzhen,Guangdong,China (518057)

Test site 3

Company name: TMC-Telecommunication Metrology Center of M.I.I.T
No 52 Hua Yuanbei Road, Haidian District, Beijing, P.R.China

Report Number: **60/790.14.009.01**

TÜV SÜD HONG KONG LTD., 3/F, West Wing, Lakeside 2, 10 Science Park West Avenue, Science Park, Shatin, HK.
Tel: +852-2776 1323 Fax: +852-2776 1206

Page 3 of 29

Rev. no.: 2.1



Hong Kong

3. Description of the Equipment Under Test

Description of the Equipment Under Test

Product:	BLE Enable QQB Thermometer
Model no.:	AW133
Serial number:	NIL
Options and accessories:	NIL
FCC ID:	NMTAW133-01
Rated Voltage:	3 VDC
Rated Current:	NIL
Rated Power:	NIL
Frequency:	2402-2480MHz
RF Transmission Frequency:	2402-2480MHz
Antenna gain:	0 dBi
No. of Operated Channel:	40
Modulation:	GFSK
Description of the EUT:	Battery operated – 3V battery(2*AA)

Report Number: **60/790.14.009.01**

TÜV SÜD HONG KONG LTD., 3/F, West Wing, Lakeside 2, 10 Science Park West Avenue, Science Park, Shatin, HK.
Tel: +852-2776 1323 Fax: +852-2776 1206

Page 4 of 29

Rev. no.: 2.1



Hong Kong

4. Summary of Test Standards

Test Standards	
FCC Part 15 Subpart C, Intentional Radiators, 10-1-12 Edition	PART 15 – RADIO FREQUENCY DEVICES Subpart C – Intentional Radiators

Report Number: **60/790.14.009.01**

TÜV SÜD HONG KONG LTD., 3/F, West Wing, Lakeside 2, 10 Science Park West Avenue, Science Park, Shatin, HK.
Tel: +852-2776 1323 Fax: +852-2776 1206

Page 5 of 29

Rev. no.: 2.1



Hong Kong

5. Summary of Test Standards and Results

Emission Tests					
Test Condition	Pages	Test site	Test Result		
			Pass	Fail	N/A
FCC §15.207(a) – AC Line Conducted Emissions	8	Site 2	<input type="checkbox"/>	<input type="checkbox"/>	<input checked="" type="checkbox"/>
FCC §2.1051 & §15.247(d) – Spurious Emissions at Antenna Terminals	11	Site 2	<input checked="" type="checkbox"/>	<input type="checkbox"/>	<input type="checkbox"/>
FCC §15.205, §15.209 & §15.247(d) – Spurious Radiated Emissions	14	Site 3	<input checked="" type="checkbox"/>	<input type="checkbox"/>	<input type="checkbox"/>
FCC §15.247(a)(2) – 6 dB Bandwidth	18	Site 2	<input checked="" type="checkbox"/>	<input type="checkbox"/>	<input type="checkbox"/>
FCC §15.247(b) – Peak Output Power	21	Site 2	<input checked="" type="checkbox"/>	<input type="checkbox"/>	<input type="checkbox"/>
FCC §15.247(d) – 100 kHz Bandwidth of Band Edges	24	Site 2	<input checked="" type="checkbox"/>	<input type="checkbox"/>	<input type="checkbox"/>
FCC §15.247(e) – Power Spectral Density	26	Site 2	<input checked="" type="checkbox"/>	<input type="checkbox"/>	<input type="checkbox"/>
FCC §15.203 – Antenna Requirements	29	Site 2	<input checked="" type="checkbox"/>	<input type="checkbox"/>	<input type="checkbox"/>

Report Number: **60/790.14.009.01**

TÜV SÜD HONG KONG LTD., 3/F, West Wing, Lakeside 2, 10 Science Park West Avenue, Science Park, Shatin, HK.
Tel: +852-2776 1323 Fax: +852-2776 1206

Page 6 of 29

Rev. no.: 2.1



Hong Kong

6. General Remarks

Remarks

This submittal(s) (test report) is intended for FCC ID: NMTAW133-01 complies with the FCC Part 15, Subpart C Rules.

All the configurations of the product were tested and only the worst test results are listed in the report.

SUMMARY:

All tests according to the regulations cited on page 6 were

- Performed
- **Not** Performed

The Equipment Under Test

- **Fulfills** the general approval requirements.
- **Does not** fulfill the general approval requirements.

Sample Received Date: 03rd April 2014

Testing Start Date: 04th April 2014

Testing End Date: 20th April 2014

- TÜV SÜD HONG KONG LTD. -

Reviewed by:


Edmond FUNG



Prepared by:


CHAN Kwong Ngai

Report Number: **60/790.14.009.01**

TÜV SÜD HONG KONG LTD., 3/F, West Wing, Lakeside 2, 10 Science Park West Avenue, Science Park, Shatin, HK.
Tel: +852-2776 1323 Fax: +852-2776 1206

Page 7 of 29

Rev. no.: 2.1



Hong Kong

7. Emission Test Results

7.1 AC Line Conducted Emissions

Date of test : 15th April 2014
Test requirement : FCC §2.1051 & §15.247(d)
Test method : Conducted
Operating mode : Transmit mode
Remarks : NIL(Battery operated only)

Report Number: **60/790.14.009.01**

TÜV SÜD HONG KONG LTD., 3/F, West Wing, Lakeside 2, 10 Science Park West Avenue, Science Park, Shatin, HK.
Tel: +852-2776 1323 Fax: +852-2776 1206

Page 8 of 29

Rev. no.: 2.1

7.2 Spurious Emissions at Antenna Terminals

Date of test : 15th April 2014

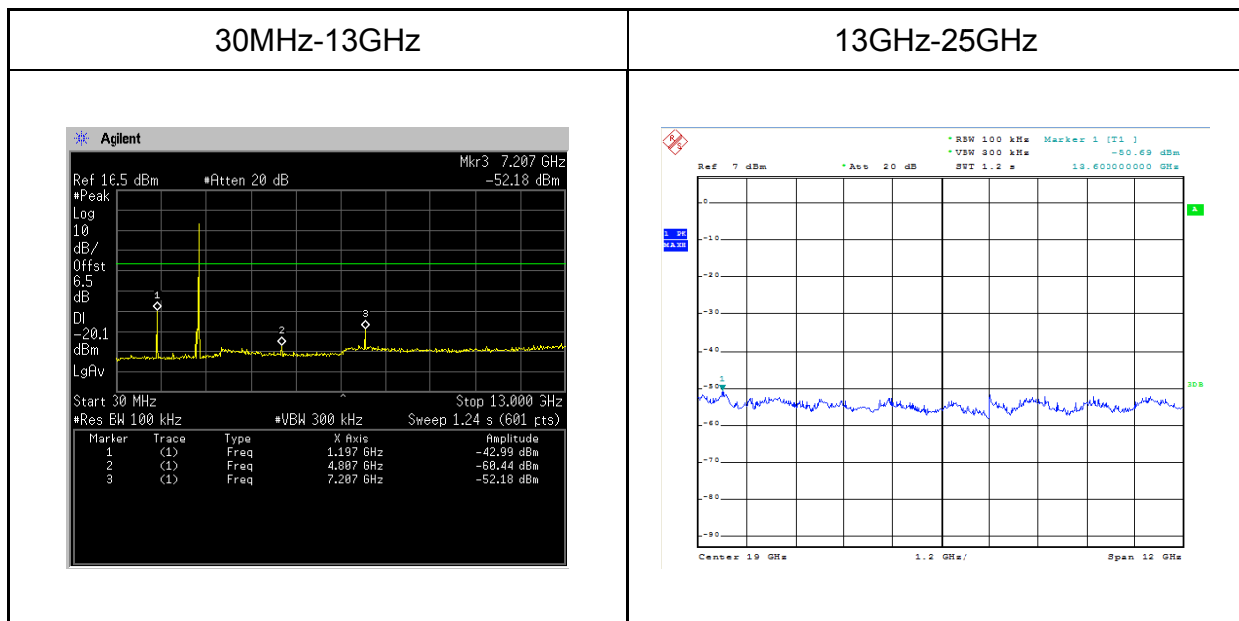
Test requirement : FCC §2.1051 & §15.247(d)

Test method : Conducted

Operating mode : Transmit mode

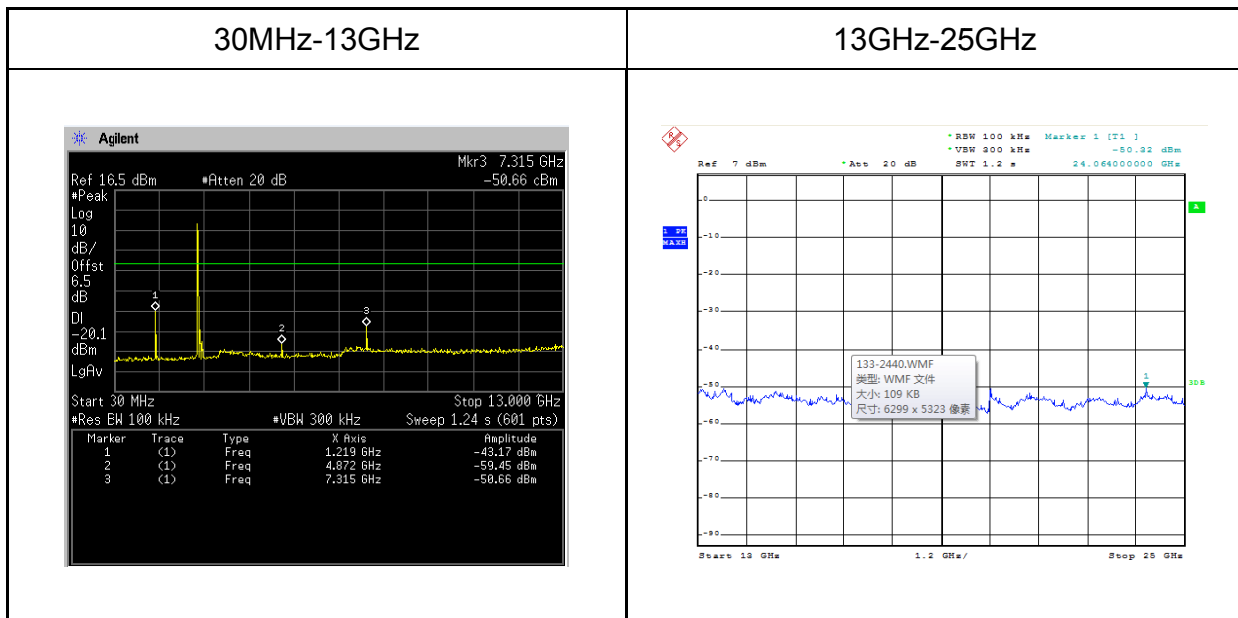
Frequency channel : 2402MHz

Remarks : 30MHz-25GHz



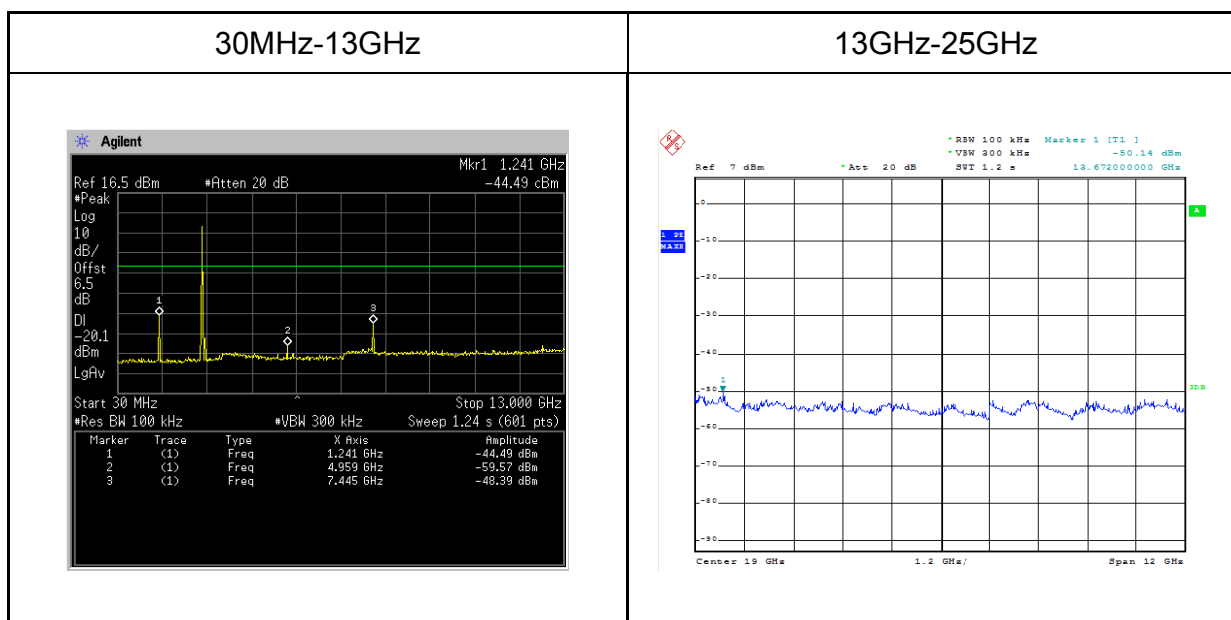
Remark: No emissions were detected below 30MHz.

Date of test : 15th April 2014
 Test requirement : FCC §2.1051 & §15.247(d)
 Test method : Conducted
 Operating mode : Transmit mode
 Frequency channel : 2440MHz
 Remarks : 30MHz-25GHz



Remark: No emission were detected below 30MHz.

Date of test : 15th April 2014
 Test requirement : FCC §2.1051 & §15.247(d)
 Test method : Conducted
 Operating mode : Transmit mode
 Frequency channel : 2480MHz
 Remarks : 30MHz-25GHz



Remark: No emission were detected below 30MHz.

7.3 Spurious Radiated Emissions

Date of test : 06th April 2014
 Test requirement : FCC §15.205, §15.209 & §15.247(d)
 Test method : Radiated
 Operating mode : Transmit mode
 Frequency channel : 2440MHz(worst case)
 Remarks : 9kHz-1GHz

Frequency (MHz)	Reading (dBuV)	Correct Factor (dB/m)	Result (dBuV/m)	Limit (dBuV/m)	Margin (dB)	Remark	Ant.Polar. H / V
99.84	1.41	12.59	14.00	43.5	-29.50	QP	H
126.03	0.33	14.41	14.74	43.5	-28.76	QP	H
167.74	3.28	12.08	15.36	43.5	-28.14	QP	H
175.50	4.48	11.62	16.10	43.5	-27.40	QP	H
183.26	4.17	11.37	15.54	43.5	-27.96	QP	H
216.24	3.44	12.46	15.70	46.0	-30.30	QP	H
51.34	12.41	9.83	22.24	40.0	-17.76	QP	V
112.45	8.79	13.91	22.70	43.5	-20.80	QP	V
126.03	7.98	14.41	22.39	43.5	-21.11	QP	V
202.66	4.42	12.33	16.75	43.5	-26.75	QP	V
257.95	4.36	15.81	20.17	46.0	-25.83	QP	V
437.40	2.79	19.57	22.36	46.0	-23.64	QP	V

Remark: All three frequencys (2042MHz、2440MHz and 2480MHz) were performed test, and the 2440MHz was the worst case.



Hong Kong

Date of test : 06th April 2014
Test requirement : FCC §15.205, §15.209 & §15.247(d)
Test method : Radiated
Operating mode : Transmit mode
Frequency channel : 2402MHz
Remarks : 1GHz-25GHz

Frequency (MHz)	Reading (dBuV)	Correct Factor (dB/m)	Result (dBuV/m)	Limit (dBuV/m)	Margin (dB)	Remark	Ant.Polar. H / V
2402	98.01	-1.72	96.29	/	/	/	H
4804	48.41	5.71	54.12	74.0	-19.88	peak	H
4804	39.11	5.71	44.82	54.0	-9.18	Average	H
2402	93.36	-1.72	91.64	/	/	/	V
4804	48.03	4.41	53.74	74.0	-20.26	peak	V
4804	39.11	4.41	44.82	54.0	-9.18	Average	V

Report Number: **60/790.14.009.01**

TÜV SÜD HONG KONG LTD., 3/F, West Wing, Lakeside 2, 10 Science Park West Avenue, Science Park, Shatin, HK.
Tel: +852-2776 1323 Fax: +852-2776 1206

Page 13 of 29

Rev. no.: 2.1



Hong Kong

Date of test : 06th April 2014
Test requirement : FCC §15.205, §15.209 & §15.247(d)
Test method : Radiated
Operating mode : Transmit mode
Frequency channel : 2440MHz
Remarks : 1GHz-25GHz

Frequency (MHz)	Reading (dBuV)	Correct Factor (dB/m)	Result (dBuV/m)	Limit (dBuV/m)	Margin (dB)	Remark	Ant.Polar. H / V
2440	102.0	-1.57	100.43	/	/	/	H
4880	51.49	5.93	57.42	74.0	-16.58	peak	H
4880	42.19	5.93	48.12	54.0	-5.88	Average	H
2440	95.46	-1.57	93.89	/	/	/	V
4880	45.14	5.93	51.07	74.0	-22.93	peak	V
4880	35.84	5.93	41.77	54.0	-12.23	Average	V

Report Number: **60/790.14.009.01**

TÜV SÜD HONG KONG LTD., 3/F, West Wing, Lakeside 2, 10 Science Park West Avenue, Science Park, Shatin, HK.
Tel: +852-2776 1323 Fax: +852-2776 1206

Page 14 of 29

Rev. no.: 2.1



Hong Kong

Date of test : 06th April 2014
Test requirement : FCC §15.205, §15.209 & §15.247(d)
Test method : Radiated
Operating mode : Transmit mode
Frequency channel : 2480MHz
Remarks : 1GHz-25GHz

Frequency (MHz)	Reading (dBuV)	Correct Factor (dB/m)	Result (dBuV/m)	Limit (dBuV/m)	Margin (dB)	Remark	Ant.Polar. H / V
2480	98.91	-1.43	97.48	/	/	/	H
4960	49.32	6.15	55.47	74.0	-18.53	peak	H
4960	40.02	6.15	46.17	54.0	-7.83	Average	H
2480	98.32	-1.43	96.89	/	/	/	V
4960	47.91	6.15	54.06	74.0	-19.94	peak	V
4960	38.61	6.15	44.76	54.0	-9.24	Average	V

Report Number: **60/790.14.009.01**

TÜV SÜD HONG KONG LTD., 3/F, West Wing, Lakeside 2, 10 Science Park West Avenue, Science Park, Shatin, HK.
Tel: +852-2776 1323 Fax: +852-2776 1206

Page 15 of 29

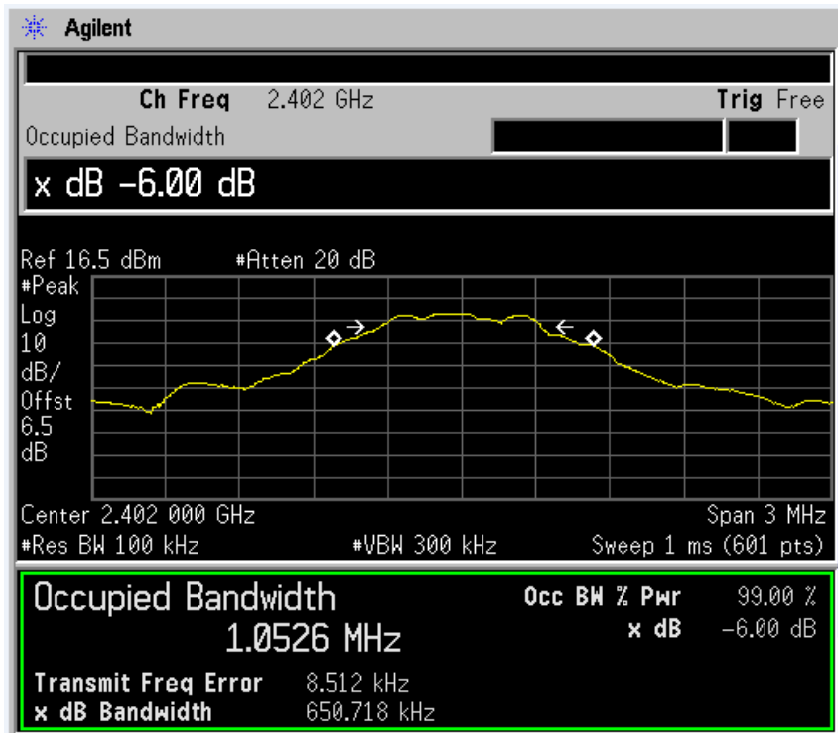
Rev. no.: 2.1

7.4 6dB Bandwidth

Date of test : 15th April 2014
 Test requirement : FCC §15.247(a)(2)
 Test method : Conducted
 Operating mode : Transmit mode
 Frequency channel : 2402MHz
 Remarks : NIL

Test Result	
<input checked="" type="checkbox"/>	Passed
<input type="checkbox"/>	Not Passed

Frequency (MHz)	6dB Bandwidth (kHz)	Limit (kHz)
2402	650.718	>500



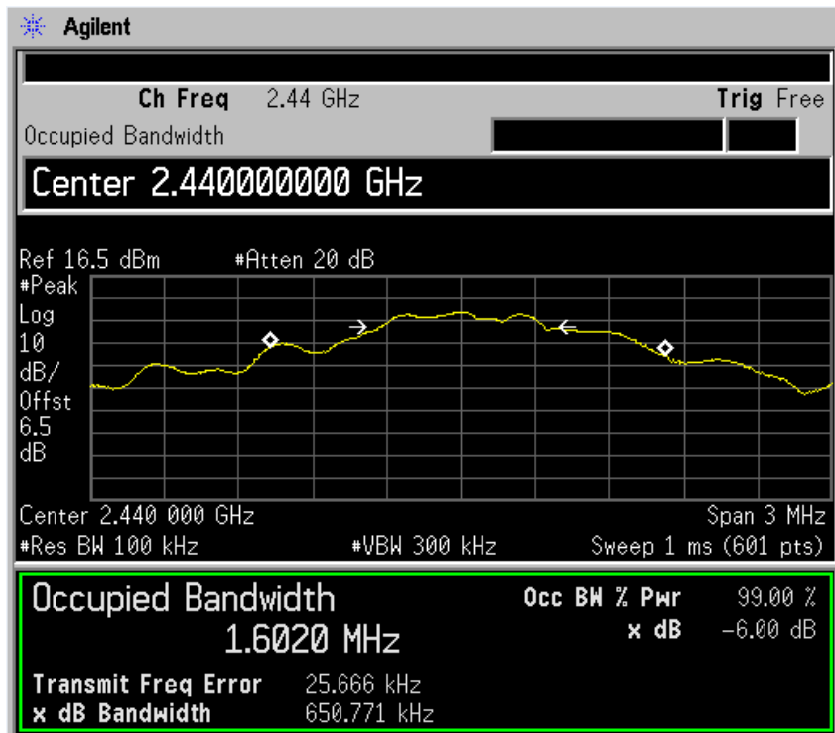


Hong Kong

Date of test : 15th April 2014
 Test requirement : FCC §15.247(a)(2)
 Test method : Conducted
 Operating mode : Transmit mode
 Frequency channel : 2440MHz
 Remarks : NIL

Test Result	
<input checked="" type="checkbox"/>	Passed
<input type="checkbox"/>	Not Passed

Frequency (MHz)	6dB Bandwidth (kHz)	Limit (kHz)
2440	650.771	>500



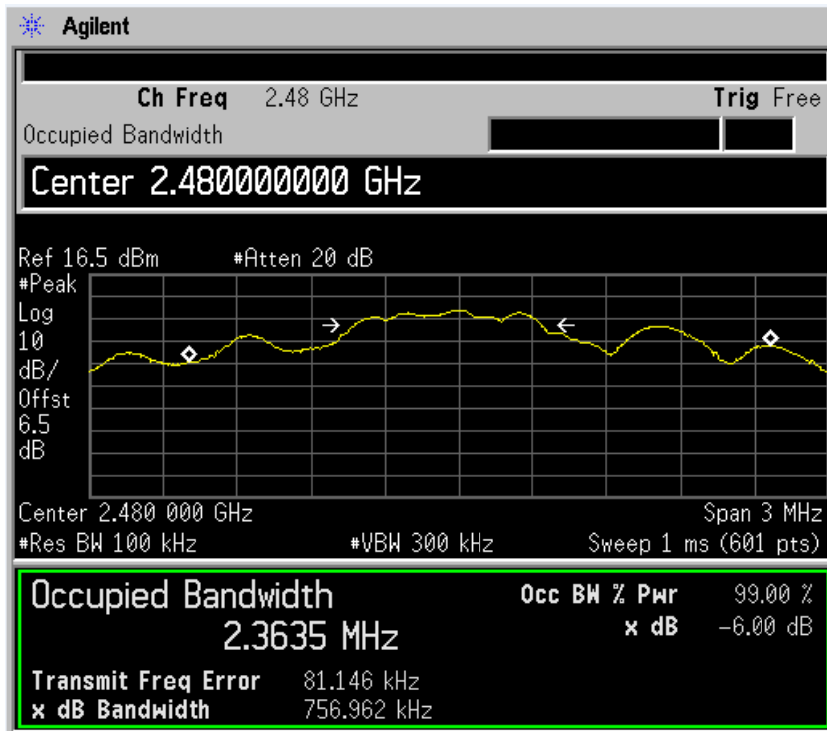


Hong Kong

Date of test : 15th April 2014
 Test requirement : FCC §15.247(a)(2)
 Test method : Conducted
 Operating mode : Transmit mode
 Frequency channel : 2480MHz
 Remarks : NIL

Test Result	
<input checked="" type="checkbox"/>	Passed
<input type="checkbox"/>	Not Passed

Frequency (MHz)	6dB Bandwidth (kHz)	Limit (kHz)
2480	756.962	>500

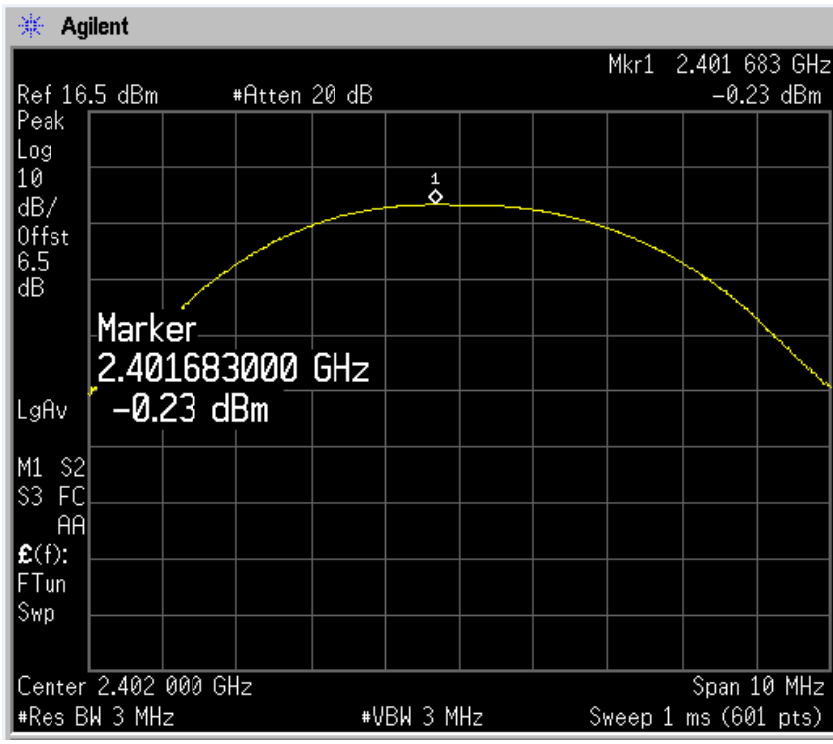


7.5 Peak Output Power Measurements

Date of test : 15th April 2014
 Test requirement : FCC §15.247(b)
 Test method : Conducted
 Operating mode : Transmit mode
 Frequency channel : 2402MHz
 Remarks :

Test Result	
<input checked="" type="checkbox"/>	Passed
<input type="checkbox"/>	Not Passed

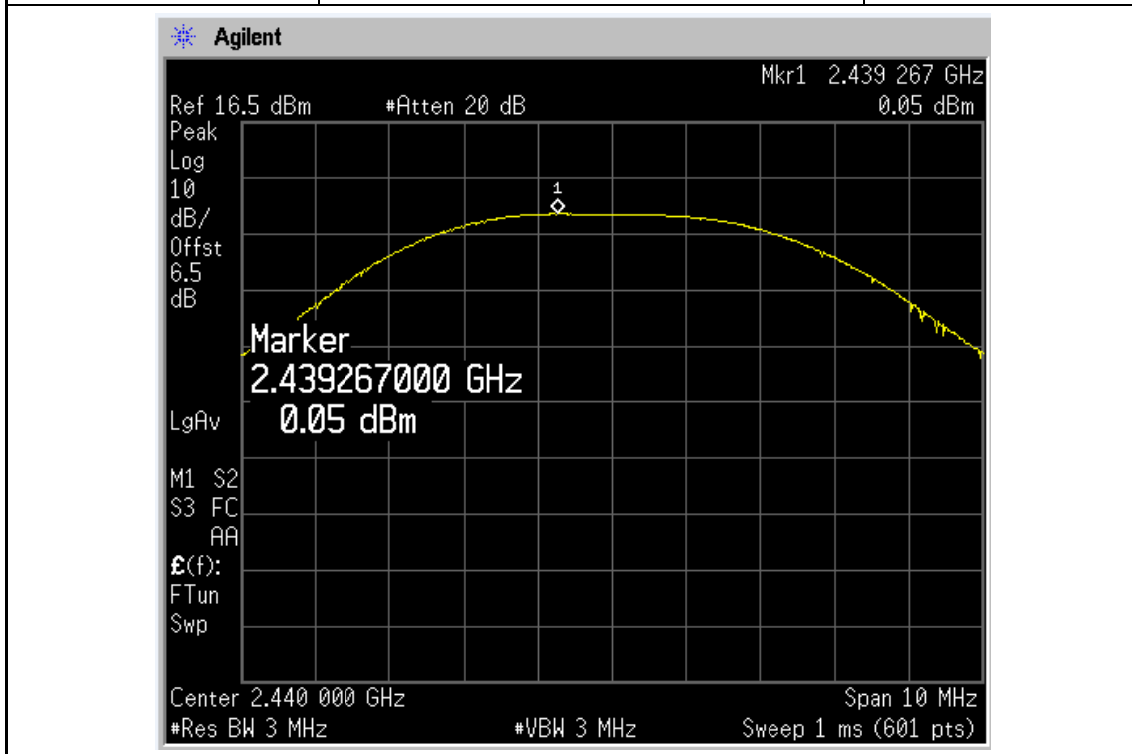
Frequency (MHz)	Conducted Output Power (dBm)	Limit (dBm)
2402	-0.23	30



Date of test : 15th April 2014
 Test requirement : FCC §15.247(b)
 Test method : Conducted
 Operating mode : Transmit mode
 Frequency channel : 2440MHz
 Remarks :

Test Result	
<input checked="" type="checkbox"/>	Passed
<input type="checkbox"/>	Not Passed

Frequency (MHz)	Conducted Output Power (dBm)	Limit (dBm)
2440	0.05	30





Hong Kong

Date of test : 15th April 2014

Test requirement : FCC §15.247(b)

Test method : Conducted

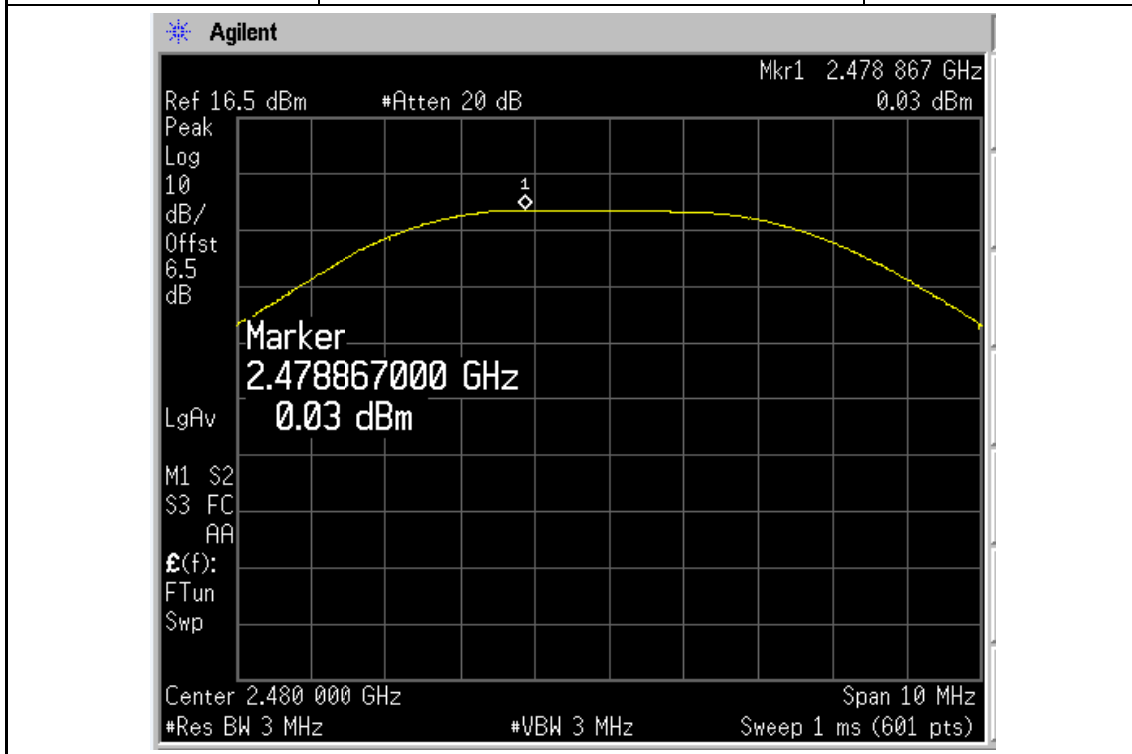
Operating mode : Transmit mode

Frequency channel : 2480MHz

Remarks :

Test Result	
<input checked="" type="checkbox"/>	Passed
<input type="checkbox"/>	Not Passed

Frequency (MHz)	Conducted Output Power (dBm)	Limit (dBm)
2480	0.03	30

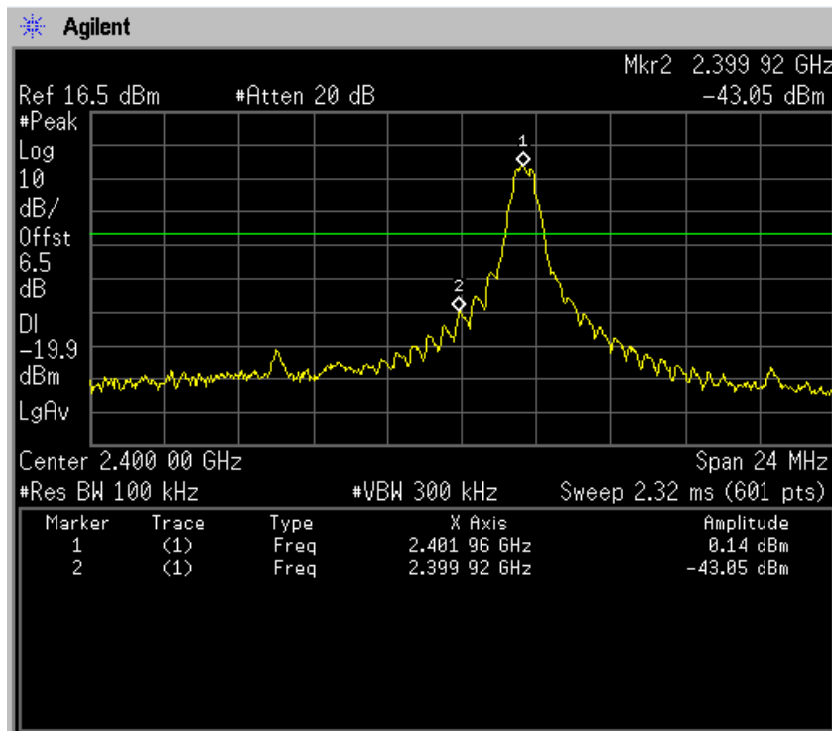


7.6 100 kHz Bandwidth of Band Edges

Date of test : 15th April 2014
 Test requirement : FCC §15.247(d)
 Test method : Conducted
 Operating mode : Transmit mode
 Frequency channel : 2402MHz
 Remarks :

Test Result	
<input checked="" type="checkbox"/>	Passed
<input type="checkbox"/>	Not Passed

Frequency (MHz)	Delta Peak to Band Emission (dB)	Limit (dB)
2402	43.19	>20



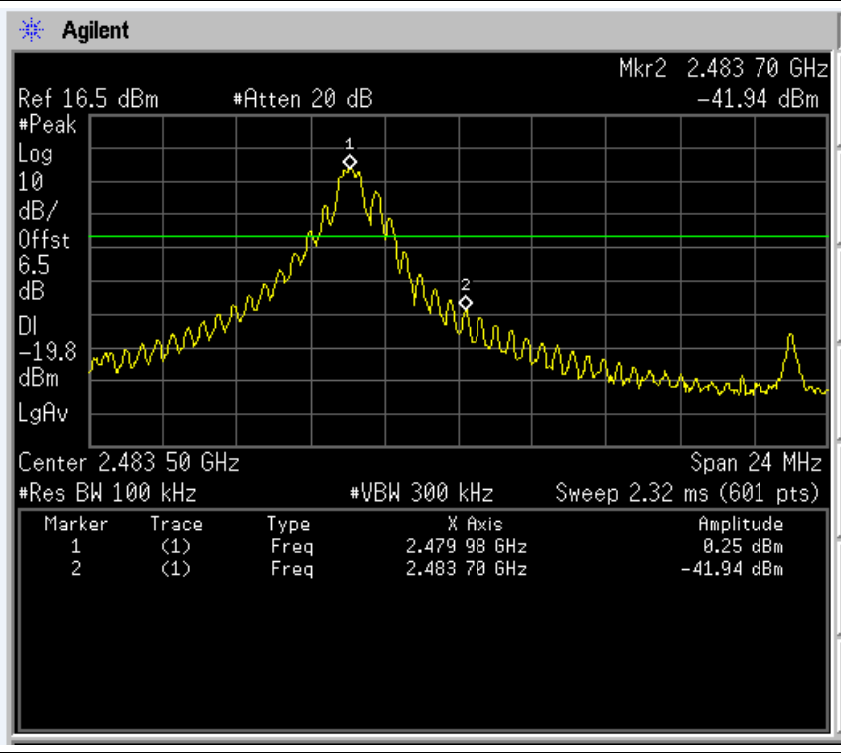


Hong Kong

Date of test : 15th April 2014
 Test requirement : FCC §15.247(d)
 Test method : Conducted
 Operating mode : Transmit mode
 Frequency channel : 2480MHz
 Remarks :

Test Result	
<input checked="" type="checkbox"/>	Passed
<input type="checkbox"/>	Not Passed

Frequency (MHz)	Delta Peak to Band Emission (dB)	Limit (dB)
2480	42.19	>20

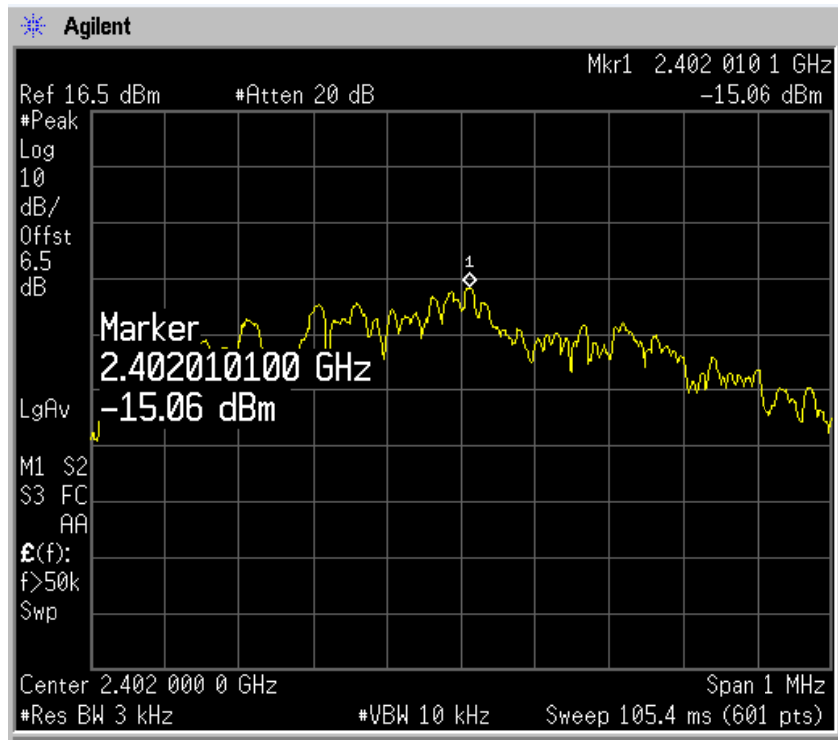


7.7 Power Spectral Density

Date of test : 15th April 2014
 Test requirement : FCC §15.247(e)
 Test method : Conducted
 Operating mode : Transmit mode
 Frequency channel : 2402MHz
 Remarks :

Test Result	
<input checked="" type="checkbox"/>	Passed
<input type="checkbox"/>	Not Passed

Frequency (MHz)	PSD (dBm/3kHz)	Limit (dBm/3kHz)
2402	-15.06	<8





Hong Kong

Date of test : 15th April 2014

Test requirement : FCC §15.247(e)

Test method : Conducted

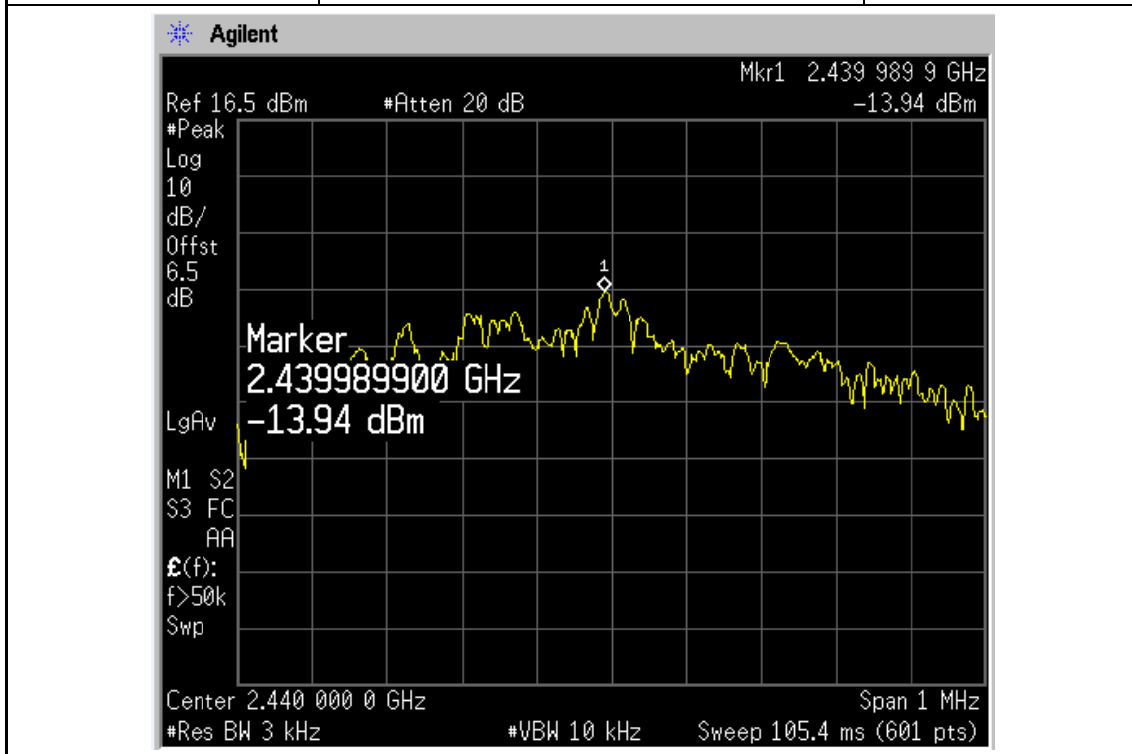
Operating mode : Transmit mode

Frequency channel : 2440MHz

Remarks :

Test Result	
<input checked="" type="checkbox"/>	Passed
<input type="checkbox"/>	Not Passed

Frequency (MHz)	PSD (dBm/3kHz)	Limit (dBm/3kHz)
2440	-13.94	<8





Hong Kong

Date of test : 15th April 2014

Test requirement : FCC §15.247(e)

Test method : Conducted

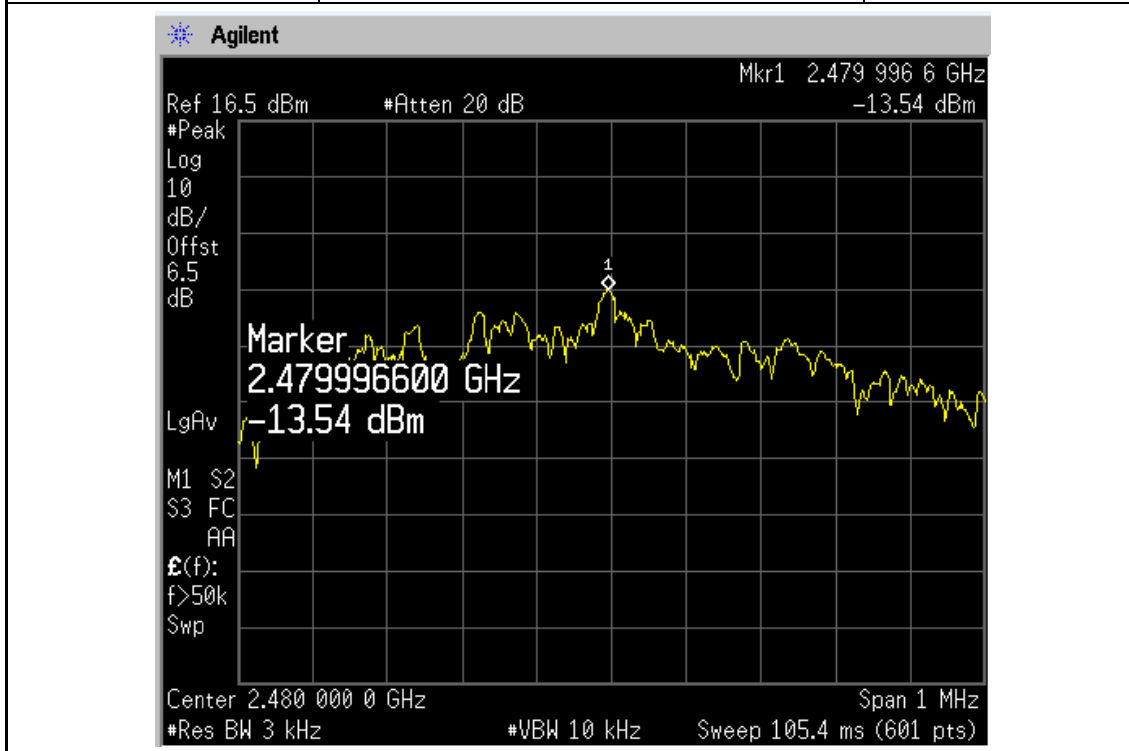
Operating mode : Transmit mode

Frequency channel : 2480MHz

Remarks :

Test Result	
<input checked="" type="checkbox"/>	Passed
<input type="checkbox"/>	Not Passed

Frequency (MHz)	PSD (dBm/3kHz)	Limit (dBm/3kHz)
2480	-13.54	<8





Hong Kong

7.8 Antenna Requirement

Limit

For intentional device, according to 15.203, an intentional radiator shall be designed to ensure that no antenna other than that furnished by the responsible party shall be used with the device. And According to 15.247 (b), if transmitting antennas of directional gain greater than 6 dBi are used, the power shall be reduced by the amount in dB that the directional gain of the antenna exceeds 6dBi.

Antenna Connector Construction

The antenna used in this product is PCB antenna. And the maximum Gain of this antenna is 0.0 dBi.



Hong Kong

8. Test Equipment List

Radiated Emission Test

DESCRIPTION	Type No.	Serial No.	Calibrated date	Calibrated until
Antenna	VULB9163	9163 330	2014.02.25	2015.02.24
Antenna	3117	00066577	2014.04.02	2015.04.01
Antenna	3160-09	00118388	2013.09.06	2014.09.05
Loop Antenna	6512	29604	2013.09.25	2014.09.24
Spectrum Analyzer	E4440A	US42220815	2013.06.14	2014.06.13
Spectrum Analyzer	FSP 40	100378	2013.12.23	2014.12.22
EMI Test Receiver	ESCI	100701	2013.08.04	2014.08.03
Spectrum Analyzer	FSV40	100903	2014.01.27	2015.01.26
Test Cable	SUCOFLEX 104	MY2320/4	2014.02.18	2015.02.17
Amplifier	150A250	326446	2014.03.19	2015.03.17
Temp. & Humid. Chamber	FACT5-2.0	4166	2013.11.22	2014.11.21

Report Number: **60/790.14.009.01**

TÜV SÜD HONG KONG LTD., 3/F, West Wing, Lakeside 2, 10 Science Park West Avenue, Science Park, Shatin, HK.
Tel: +852-2776 1323 Fax: +852-2776 1206

Page 28 of 29

Rev. no.: 2.1



Hong Kong

9. System Measurement Uncertainty

For a 95% confidence level, the measurement expanded uncertainties for defined systems, in accordance with the recommendations of ISO 17025 were:

System Measurement Uncertainty

Items		Extended Uncertainty
RE	Field strength (dB μ V/m)	U=3.59dB (9kHz-30MHz) U=5.08dB (30MHz-1GHz) U=4.56dB (1GHz-18GHz) U=4.42dB (18GHz-25GHz)
CE	Disturbance Voltage (dB μ V)	U=2.7dB