

Test Laboratory: Compliance Certification Services

System Performance Check @ 835MHz

DUT: Dipole 835 MHz; Type: D835V2; Serial: D835V2 - SN:4d002

Communication System: CW; Frequency: 835 MHz; Duty Cycle: 1:1

Medium parameters used: $f = 835 \text{ MHz}$; $\sigma = 0.932 \text{ mho/m}$; $\epsilon_r = 41.7$; $\rho = 1000 \text{ kg/m}^3$

Phantom section: Flat Section

Room Ambient Temperature: 24.0 deg. C; Liquid Temperature: 23.0 deg. C

DASY4 Configuration:

- Area Scan setting - Find Secondary Maximum Within: 2.0 dB and with a peak SAR value greater than 0.0012W/kg
- Probe: EX3DV4 - SN3552 ; ConvF(9.75, 9.75, 9.75); Calibrated: 3/19/2005
- Sensor-Surface: 2.5mm (Mechanical Surface Detection)
- Electronics: DAE3 Sn500; Calibrated: 2/7/2005
- Phantom: SAM 2; Type: SAM 2; Serial: 1050
- Measurement SW: DASY4, V4.5 Build 19; Postprocessing SW: SEMCAD, V1.8 Build 146

d=15mm, Pin=250mW/Area Scan (7x9x1): Measurement grid: dx=15mm, dy=15mm

Maximum value of SAR (measured) = 2.97 mW/g

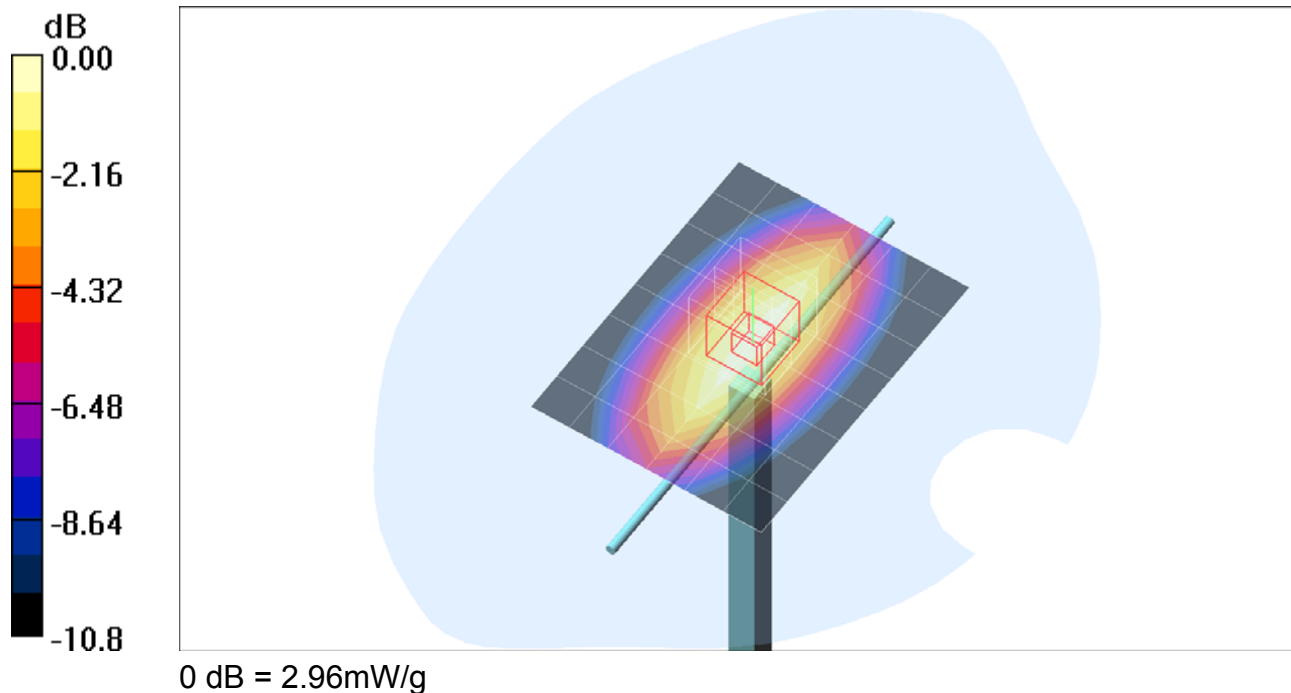
d=15mm, Pin=250mW/Zoom Scan (5x5x7)/Cube 0: Measurement grid: dx=7.5mm, dy=7.5mm, dz=5mm

Reference Value = 57.4 V/m; Power Drift = -0.091 dB

Peak SAR (extrapolated) = 3.69 W/kg

SAR(1 g) = 2.42 mW/g; SAR(10 g) = 1.57 mW/g

Maximum value of SAR (measured) = 2.96 mW/g

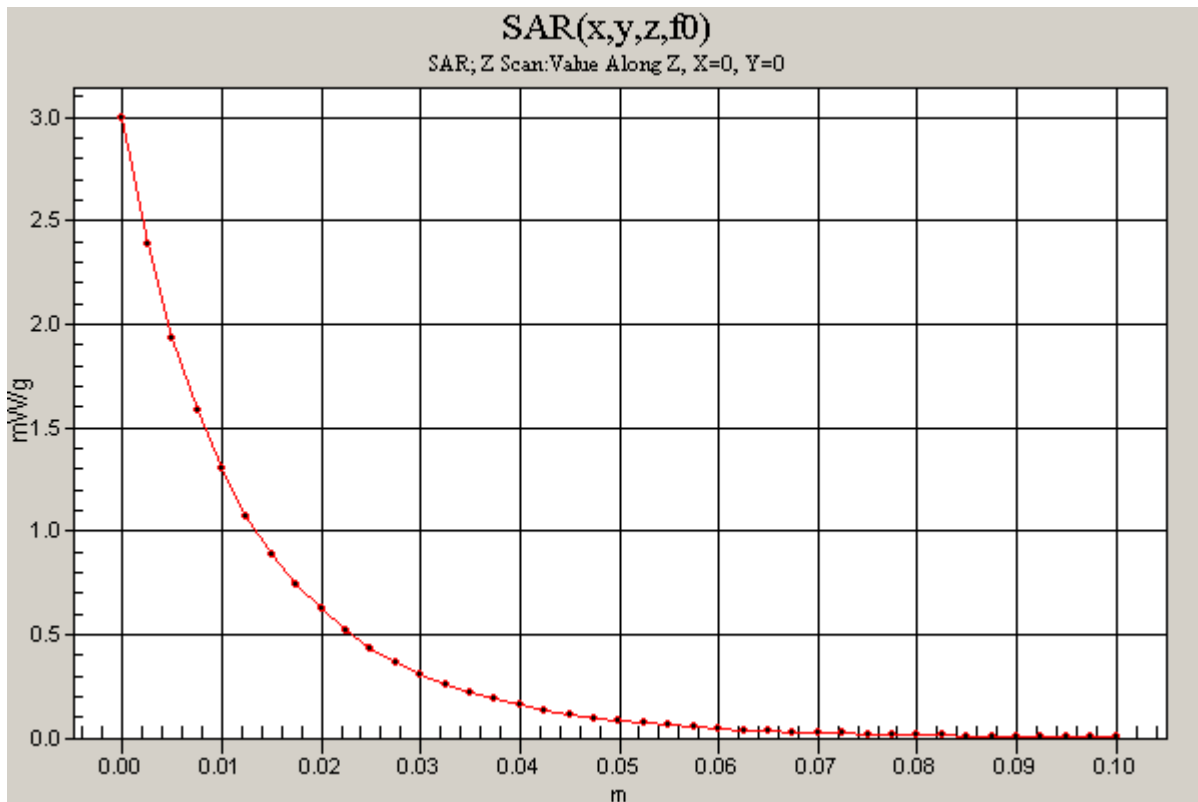


Test Laboratory: Compliance Certification Services

System Performance Check @ 835MHz

DUT: Dipole 835 MHz; Type: D835V2; Serial: D835V2 - SN:4d002

Communication System: CW; Frequency: 835 MHz; Duty Cycle: 1:1

d=15mm, Pin=250mW/Z Scan (1x1x41): Measurement grid: dx=20mm, dy=20mm, dz=2.5mm
Maximum value of SAR (measured) = 3.00 mW/g

Test Laboratory: Compliance Certification Services

System Performance Check @ 835MHz

DUT: Dipole 835 MHz; Type: D835V2; Serial: D835V2 - SN:4d002

Communication System: CW; Frequency: 835 MHz; Duty Cycle: 1:1

Medium parameters used: $f = 835 \text{ MHz}$; $\sigma = 0.944 \text{ mho/m}$; $\epsilon_r = 42.2$; $\rho = 1000 \text{ kg/m}^3$

Phantom section: Flat Section

Room Ambient Temperature: 24.0 deg. C; Liquid Temperature: 23.0 deg. C

DASY4 Configuration:

- Area Scan setting - Find Secondary Maximum Within: 2.0 dB and with a peak SAR value greater than 0.0012W/kg
- Probe: EX3DV4 - SN3552 ; ConvF(9.75, 9.75, 9.75); Calibrated: 3/19/2005
- Sensor-Surface: 2.5mm (Mechanical Surface Detection)
- Electronics: DAE3 Sn500; Calibrated: 2/7/2005
- Phantom: SAM 2; Type: SAM 2; Serial: 1050
- Measurement SW: DASY4, V4.5 Build 19; Postprocessing SW: SEMCAD, V1.8 Build 146

d=15mm, Pin=250mW/Area Scan (7x9x1): Measurement grid: dx=15mm, dy=15mm

Maximum value of SAR (measured) = 3.04 mW/g

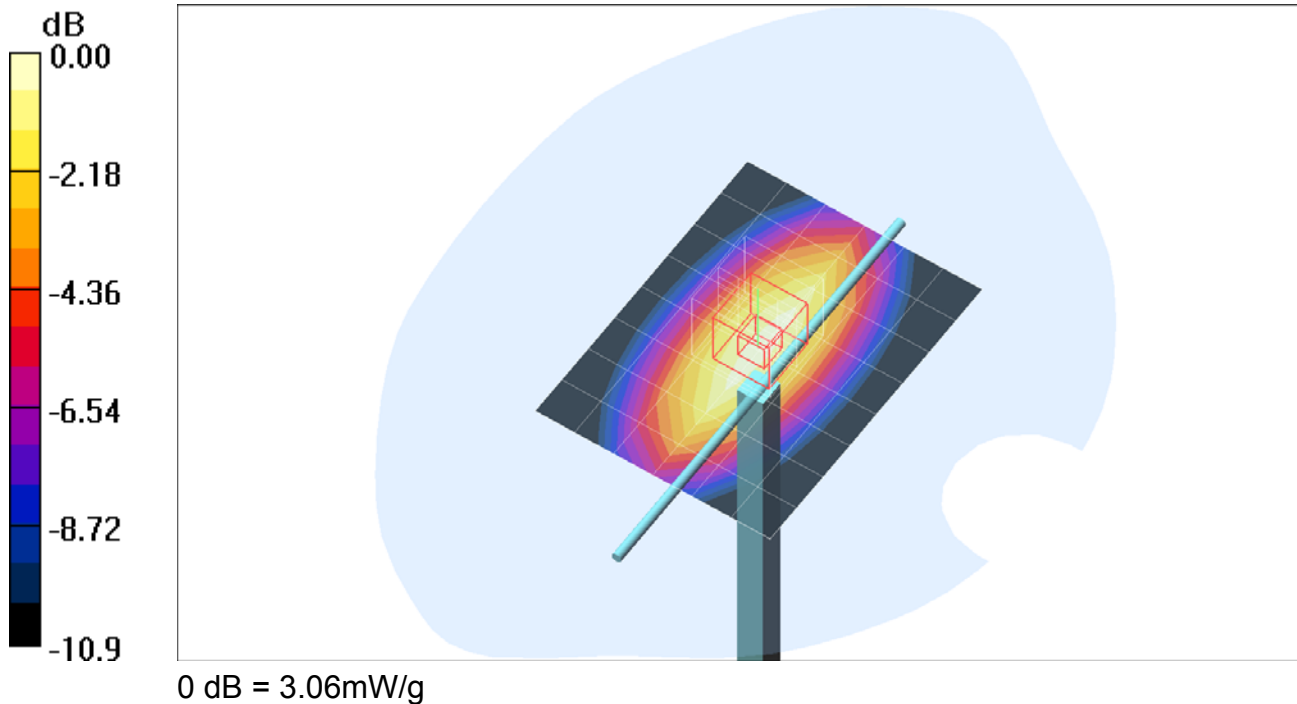
d=15mm, Pin=250mW/Zoom Scan (5x5x7)/Cube 0: Measurement grid: dx=7.5mm, dy=7.5mm, dz=5mm

Reference Value = 57.2 V/m; Power Drift = 0.012 dB

Peak SAR (extrapolated) = 3.79 W/kg

SAR(1 g) = 2.49 mW/g; SAR(10 g) = 1.61 mW/g

Maximum value of SAR (measured) = 3.06 mW/g



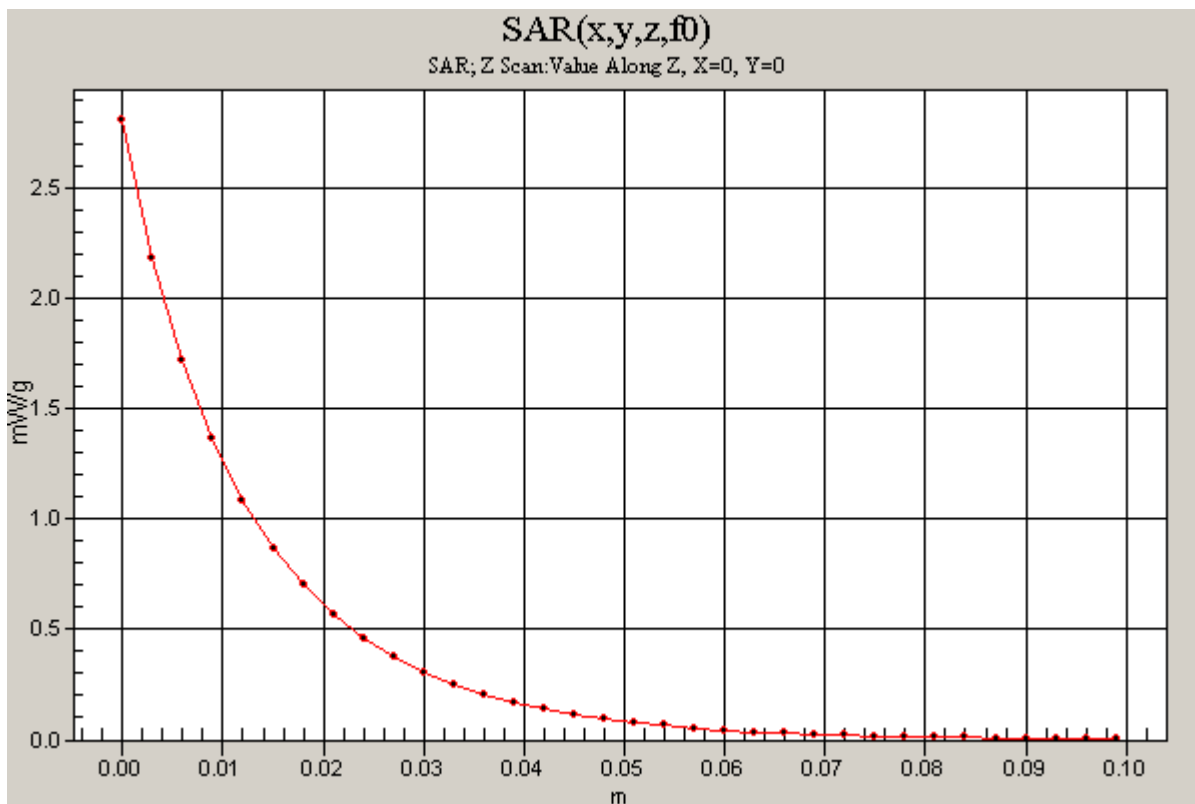
Test Laboratory: Compliance Certification Services

System Performance Check @ 835MHz

DUT: Dipole 835 MHz; Type: D835V2; Serial: D835V2 - SN:4d002

Communication System: CW; Frequency: 835 MHz; Duty Cycle: 1:1

d=15mm, Pin=250mW/Z Scan (1x1x34): Measurement grid: dx=20mm, dy=20mm, dz=3mm
Maximum value of SAR (measured) = 2.81 mW/g



Test Laboratory: Compliance Certification Services

System Performance Check @ 835MHz

DUT: Dipole 835 MHz; Type: D835V2; Serial: D835V2 - SN:4d002

Communication System: CW; Frequency: 835 MHz; Duty Cycle: 1:1

Medium parameters used: $f = 835 \text{ MHz}$; $\sigma = 0.933 \text{ mho/m}$; $\epsilon_r = 41.5$; $\rho = 1000 \text{ kg/m}^3$

Phantom section: Flat Section

Room Ambient Temperature: 24.0 deg. C; Liquid Temperature: 23.0 deg. C

DASY4 Configuration:

- Area Scan setting - Find Secondary Maximum Within: 2.0 dB and with a peak SAR value greater than 0.0012W/kg
- Probe: EX3DV4 - SN3552 ; ConvF(9.75, 9.75, 9.75); Calibrated: 3/19/2005
- Sensor-Surface: 2.5mm (Mechanical Surface Detection)
- Electronics: DAE3 Sn500; Calibrated: 2/7/2005
- Phantom: SAM 2; Type: SAM 2; Serial: 1050
- Measurement SW: DASY4, V4.5 Build 19; Postprocessing SW: SEMCAD, V1.8 Build 146

d=15mm, Pin=250mW/Area Scan (7x9x1): Measurement grid: dx=15mm, dy=15mm

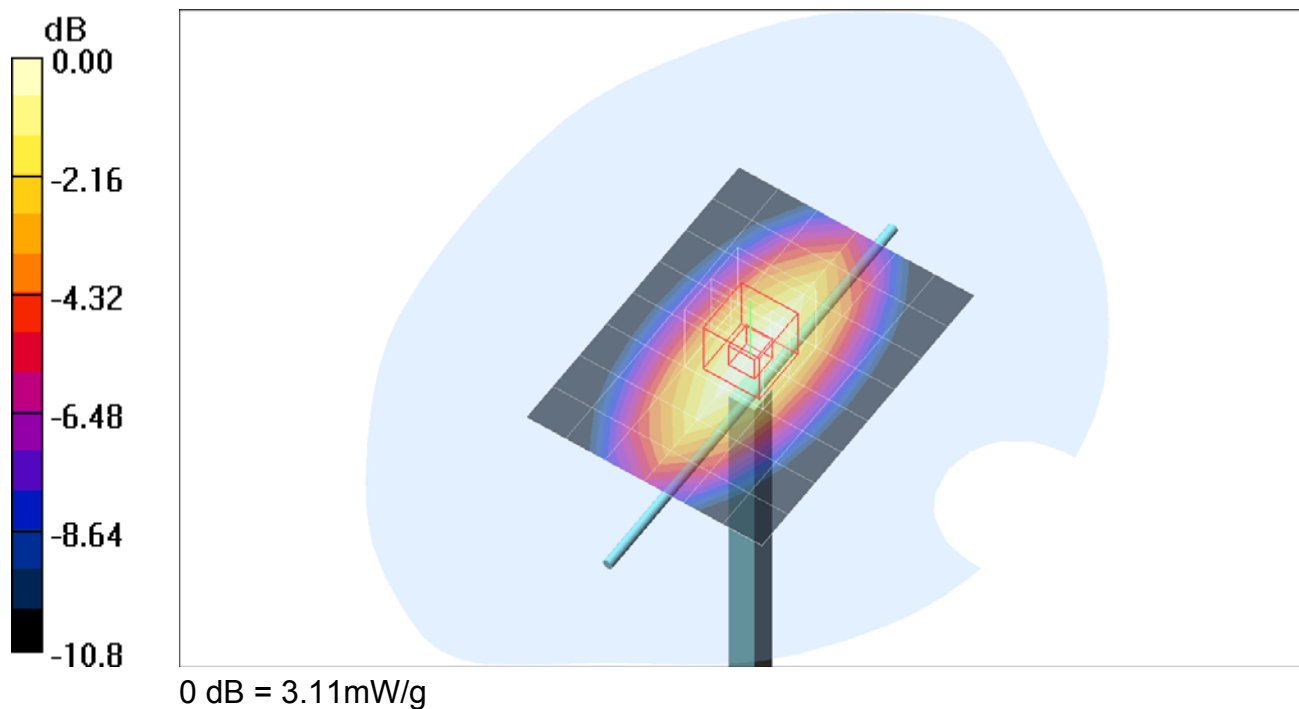
Maximum value of SAR (measured) = 3.11 mW/g

d=15mm, Pin=250mW/Zoom Scan (5x5x7)/Cube 0: Measurement grid: dx=7.5mm, dy=7.5mm, dz=5mm

Reference Value = 58.2 V/m; Power Drift = -0.00 dB

Peak SAR (extrapolated) = 3.86 W/kg

SAR(1 g) = 2.54 mW/g; SAR(10 g) = 1.64 mW/g

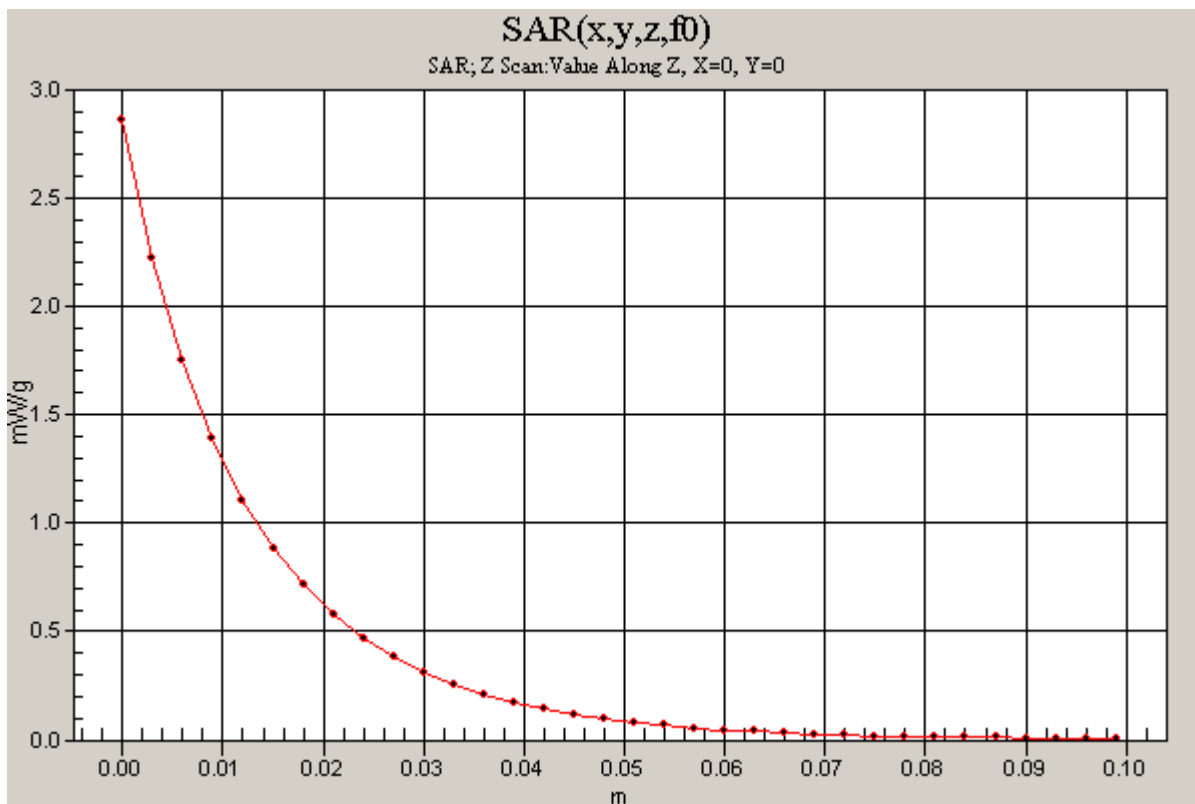


Test Laboratory: Compliance Certification Services

System Performance Check @ 835MHz

DUT: Dipole 835 MHz; Type: D835V2; Serial: D835V2 - SN:4d002

Communication System: CW; Frequency: 835 MHz; Duty Cycle: 1:1

d=15mm, Pin=250mW/Z Scan (1x1x34): Measurement grid: dx=20mm, dy=20mm, dz=3mm
Maximum value of SAR (measured) = 2.86 mW/g

Test Laboratory: Compliance Certification Services

System Performance Check @ 835MHz

DUT: Dipole 835 MHz; Type: D835V2; Serial: D835V2 - SN:4d002

Communication System: CW; Frequency: 835 MHz; Duty Cycle: 1:1

Medium parameters used: $f = 835 \text{ MHz}$; $\sigma = 0.936 \text{ mho/m}$; $\epsilon_r = 41.6$; $\rho = 1000 \text{ kg/m}^3$

Phantom section: Flat Section

Room Ambient Temperature: 24.0 deg. C; Liquid Temperature: 23.0 deg. C

DASY4 Configuration:

- Area Scan setting - Find Secondary Maximum Within: 2.0 dB and with a peak SAR value greater than 0.0012W/kg
- Probe: EX3DV4 - SN3552 ; ConvF(9.75, 9.75, 9.75); Calibrated: 3/19/2005
- Sensor-Surface: 2.5mm (Mechanical Surface Detection)
- Electronics: DAE3 Sn500; Calibrated: 2/7/2005
- Phantom: SAM 2; Type: SAM 2; Serial: 1050
- Measurement SW: DASY4, V4.5 Build 19; Postprocessing SW: SEMCAD, V1.8 Build 146

d=15mm, Pin=250mW/Area Scan (7x9x1): Measurement grid: dx=15mm, dy=15mm

Maximum value of SAR (measured) = 3.02 mW/g

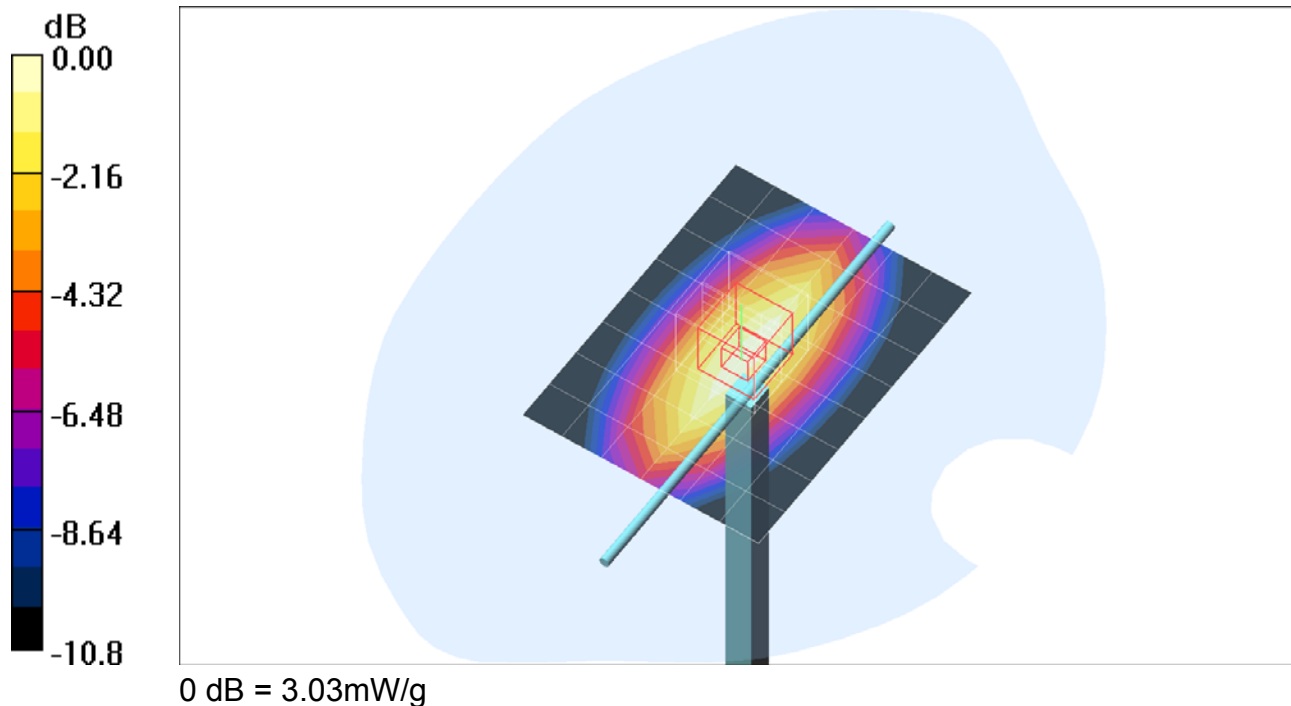
d=15mm, Pin=250mW/Zoom Scan (5x5x7)/Cube 0: Measurement grid: dx=7.5mm, dy=7.5mm, dz=5mm

Reference Value = 57.7 V/m; Power Drift = -0.067 dB

Peak SAR (extrapolated) = 3.75 W/kg

SAR(1 g) = 2.47 mW/g; SAR(10 g) = 1.6 mW/g

Maximum value of SAR (measured) = 3.03 mW/g



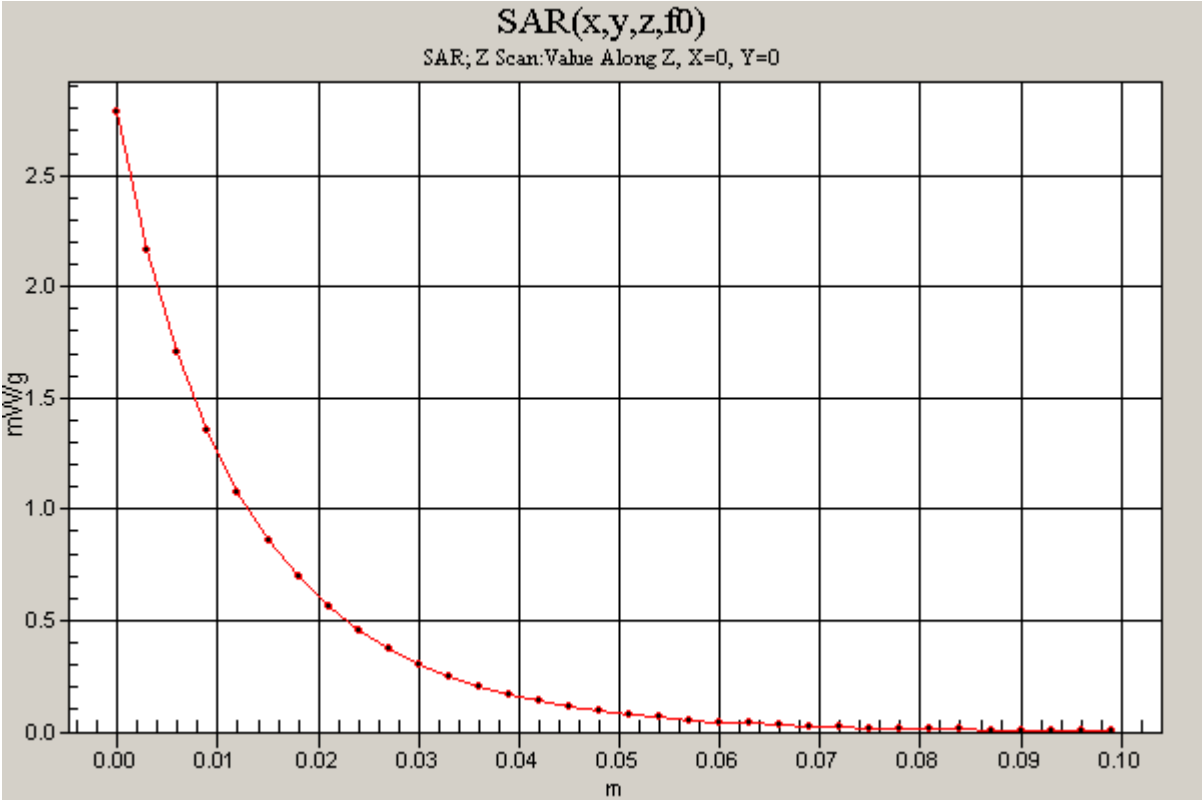
Test Laboratory: Compliance Certification Services

System Performance Check @ 835MHz

DUT: Dipole 835 MHz; Type: D835V2; Serial: D835V2 - SN:4d002

Communication System: CW; Frequency: 835 MHz;Duty Cycle: 1:1

d=15mm, Pin=250mW/Z Scan (1x1x34): Measurement grid: dx=20mm, dy=20mm, dz=3mm
Maximum value of SAR (measured) = 2.79 mW/g



Test Laboratory: Compliance Certification Services

System Performance Check @ 1900MHz

DUT: Dipole 1900 MHz; Type: D1900V2; Serial: D1900V2 - SN:5d043

Communication System: CW; Frequency: 1900 MHz; Duty Cycle: 1:1

Medium parameters used: $f = 1900$ MHz; $\sigma = 1.44$ mho/m; $\epsilon_r = 40.9$; $\rho = 1000$ kg/m³

Phantom section: Flat Section

Room Ambient Temperature: 24.0 deg. C; Liquid Temperature: 23.0 deg. C

DASY4 Configuration:

- Area Scan setting - Find Secondary Maximum Within: 2.0 dB and with a peak SAR value greater than 0.0012W/kg
- Probe: EX3DV4 - SN3552 ; ConvF(7.95, 7.95, 7.95); Calibrated: 3/19/2005
- Sensor-Surface: 2.5mm (Mechanical Surface Detection)
- Electronics: DAE3 Sn500; Calibrated: 2/7/2005
- Phantom: SAM 2; Type: SAM 2; Serial: 1050
- Measurement SW: DASY4, V4.5 Build 19; Postprocessing SW: SEMCAD, V1.8 Build 146

d=10mm; Pin=250mW/Area Scan (7x7x1): Measurement grid: dx=15mm, dy=15mm

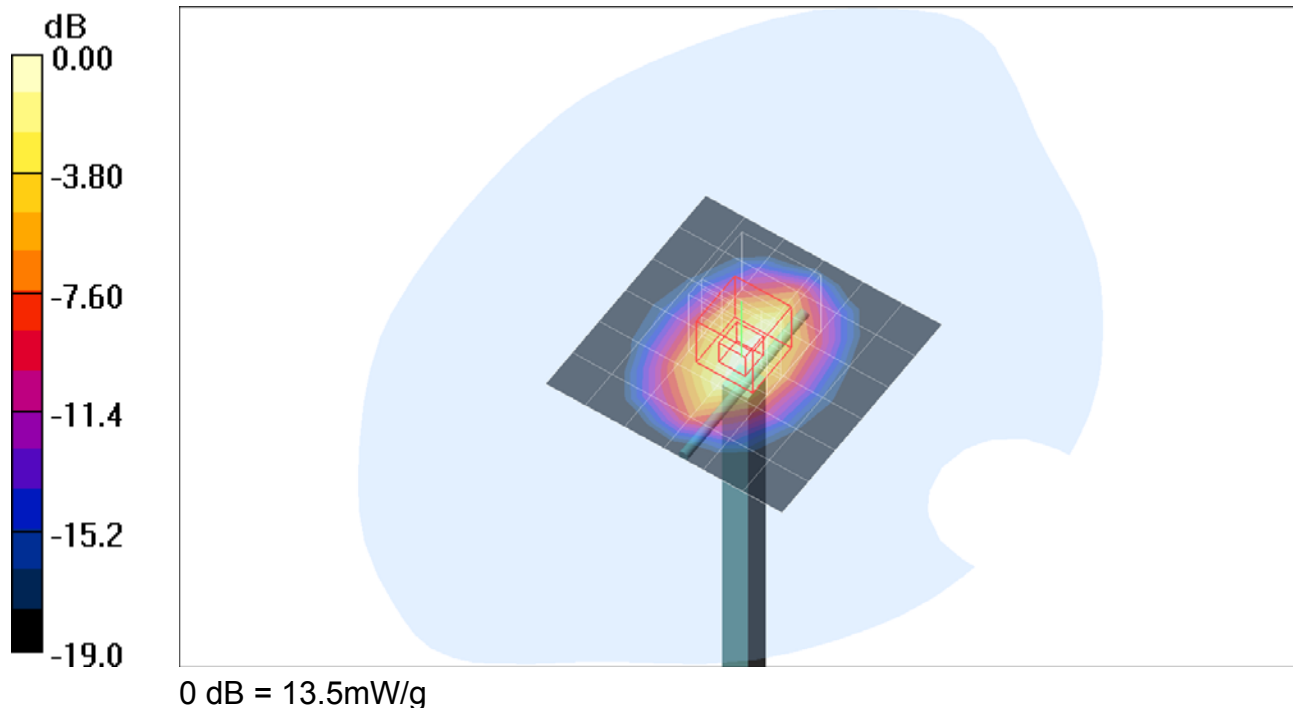
Maximum value of SAR (measured) = 13.5 mW/g

d=10mm; Pin=250mW/Zoom Scan (5x5x7)/Cube 0: Measurement grid: dx=7.5mm, dy=7.5mm, dz=5mm

Reference Value = 98.4 V/m; Power Drift = 0.034 dB

Peak SAR (extrapolated) = 18.1 W/kg

SAR(1 g) = 10 mW/g; SAR(10 g) = 5.17 mW/g



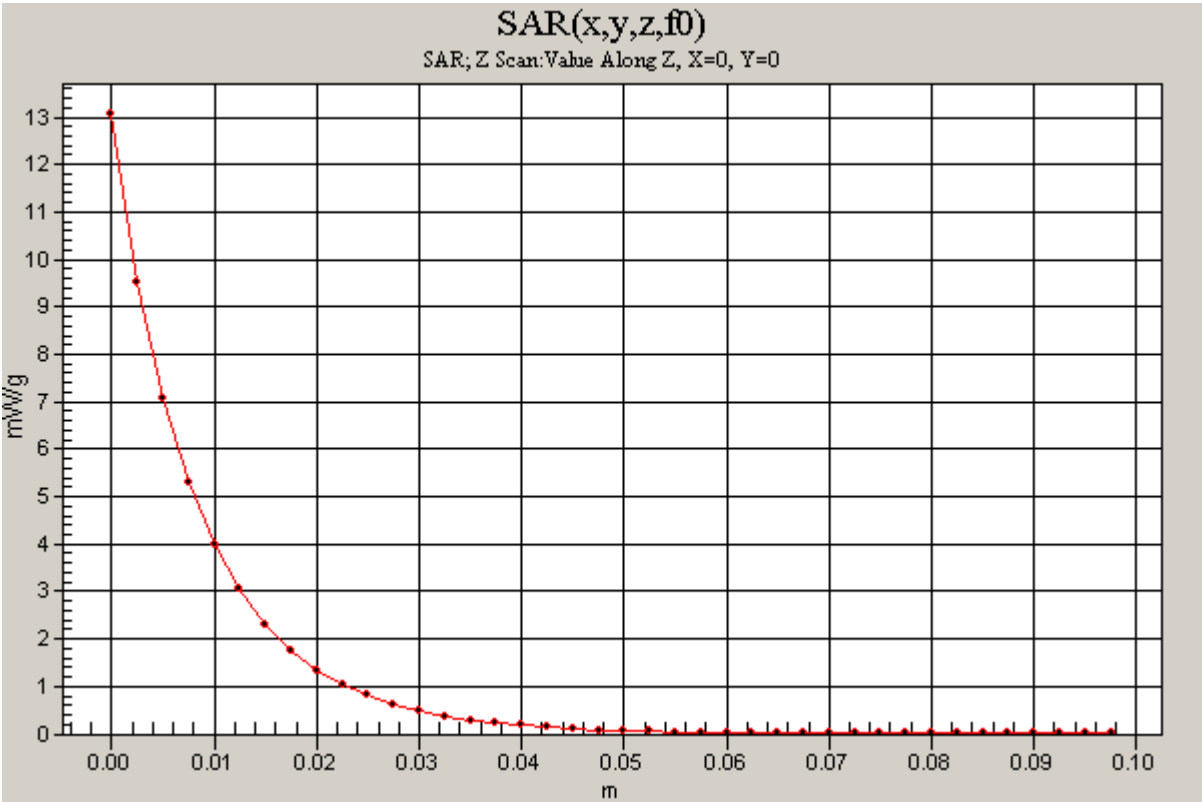
Test Laboratory: Compliance Certification Services

System Performance Check @ 1900MHz

DUT: Dipole 1900 MHz; Type: D1900V2; Serial: D1900V2 - SN:5d043

Communication System: CW; Frequency: 1900 MHz; Duty Cycle: 1:1

d=10mm; Pin=250mW/Z Scan (1x1x41): Measurement grid: dx=20mm, dy=20mm, dz=2.5mm
Maximum value of SAR (measured) = 13.1 mW/g



Test Laboratory: Compliance Certification Services

System Performance Check @ 1900MHz

DUT: Dipole 1900 MHz; Type: D1900V2; Serial: D1900V2 - SN:5d043

Communication System: CW; Frequency: 1900 MHz; Duty Cycle: 1:1

Medium parameters used: $f = 1900$ MHz; $\sigma = 1.43$ mho/m; $\epsilon_r = 41.2$; $\rho = 1000$ kg/m³

Phantom section: Flat Section

Room Ambient Temperature: 24 deg. C; Liquid Temperature: 23 deg. C

DASY4 Configuration:

- Area Scan setting - Find Secondary Maximum Within: 2.0 dB and with a peak SAR value greater than 0.0012W/kg
- Probe: EX3DV4 - SN3552 ; ConvF(7.95, 7.95, 7.95); Calibrated: 3/19/2005
- Sensor-Surface: 2.5mm (Mechanical Surface Detection)
- Electronics: DAE3 Sn500; Calibrated: 2/7/2005
- Phantom: SAM 2; Type: SAM 2; Serial: 1050
- Measurement SW: DASY4, V4.5 Build 19; Postprocessing SW: SEMCAD, V1.8 Build 146

d=10mm; Pin=250mW/Area Scan (7x7x1): Measurement grid: dx=15mm, dy=15mm

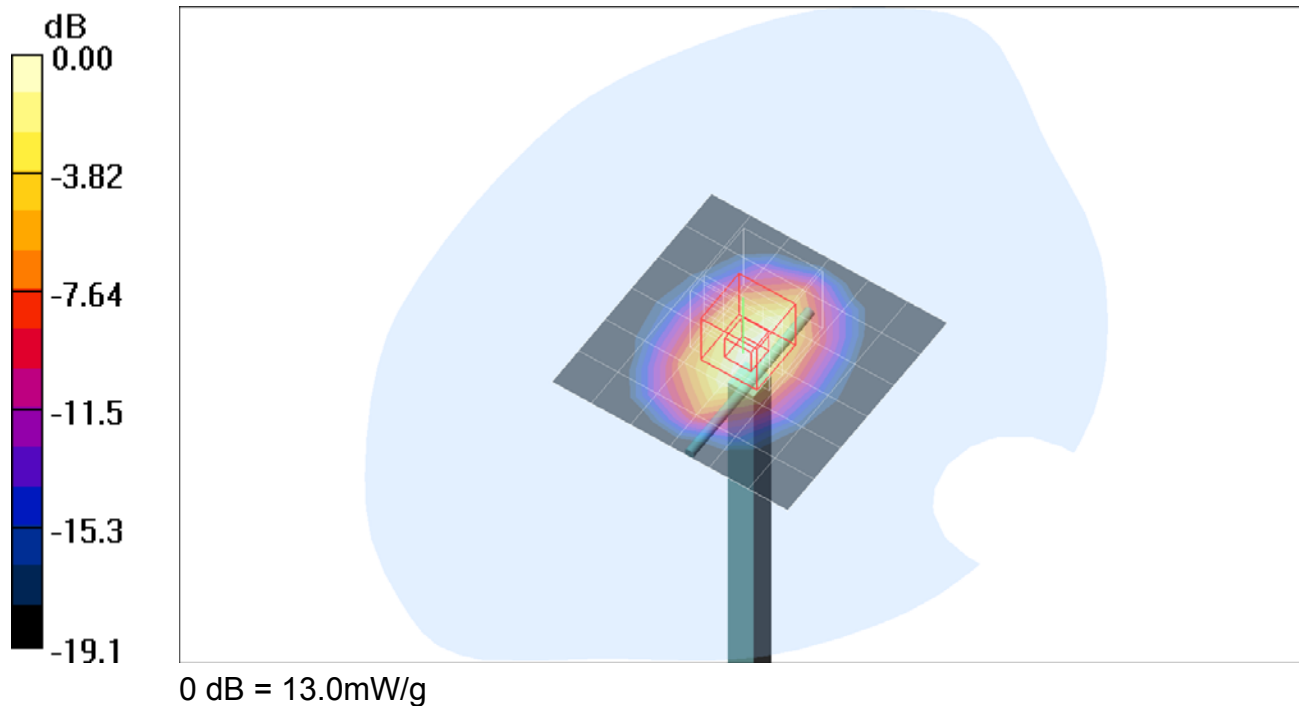
Maximum value of SAR (measured) = 12.9 mW/g

d=10mm; Pin=250mW/Zoom Scan (5x5x7)/Cube 0: Measurement grid: dx=7.5mm, dy=7.5mm, dz=5mm

Reference Value = 96.9 V/m; Power Drift = 0.055 dB

Peak SAR (extrapolated) = 17.5 W/kg

SAR(1 g) = 9.67 mW/g; SAR(10 g) = 5 mW/g



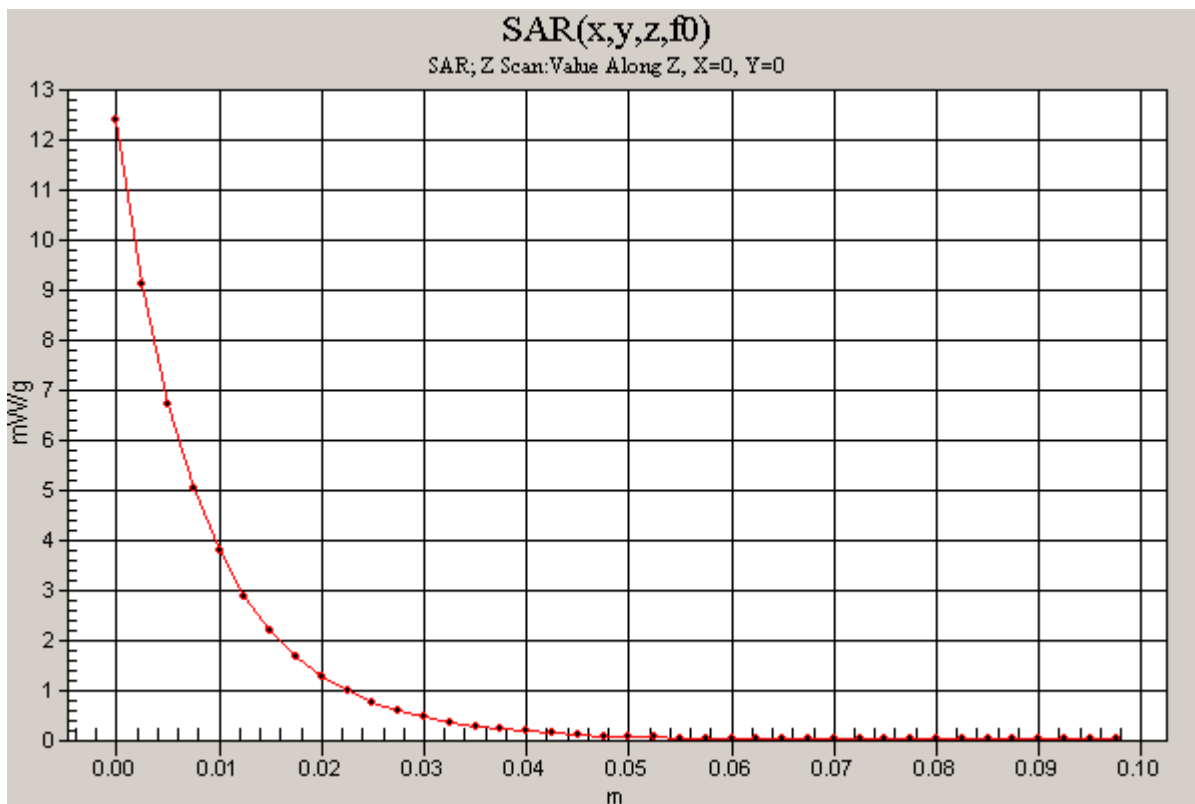
Test Laboratory: Compliance Certification Services

System Performance Check @ 1900MHz

DUT: Dipole 1900 MHz; Type: D1900V2; Serial: D1900V2 - SN:5d043

Communication System: CW; Frequency: 1900 MHz; Duty Cycle: 1:1

d=10mm; Pin=250mW/Z Scan (1x1x41): Measurement grid: dx=20mm, dy=20mm, dz=2.5mm
Maximum value of SAR (measured) = 12.4 mW/g



Test Laboratory: Compliance Certification Services

System Performance Check @ 1900MHz

DUT: Dipole 1900 MHz; Type: D1900V2; Serial: D1900V2 - SN:5d043

Communication System: CW; Frequency: 1900 MHz; Duty Cycle: 1:1

Medium parameters used: $f = 1900$ MHz; $\sigma = 1.43$ mho/m; $\epsilon_r = 40.5$; $\rho = 1000$ kg/m³

Phantom section: Flat Section

Room Ambient Temperature: 22 deg. C; Liquid Temperature: 21 deg. C

DASY4 Configuration:

- Area Scan setting - Find Secondary Maximum Within: 2.0 dB and with a peak SAR value greater than 0.0012W/kg
- Probe: EX3DV4 - SN3552 ; ConvF(7.95, 7.95, 7.95); Calibrated: 3/19/2005
- Sensor-Surface: 2.5mm (Mechanical Surface Detection)
- Electronics: DAE3 Sn500; Calibrated: 2/7/2005
- Phantom: SAM 2; Type: SAM 2; Serial: 1050
- Measurement SW: DASY4, V4.5 Build 19; Postprocessing SW: SEMCAD, V1.8 Build 146

d=10mm; Pin=250mW/Area Scan (7x7x1): Measurement grid: dx=15mm, dy=15mm

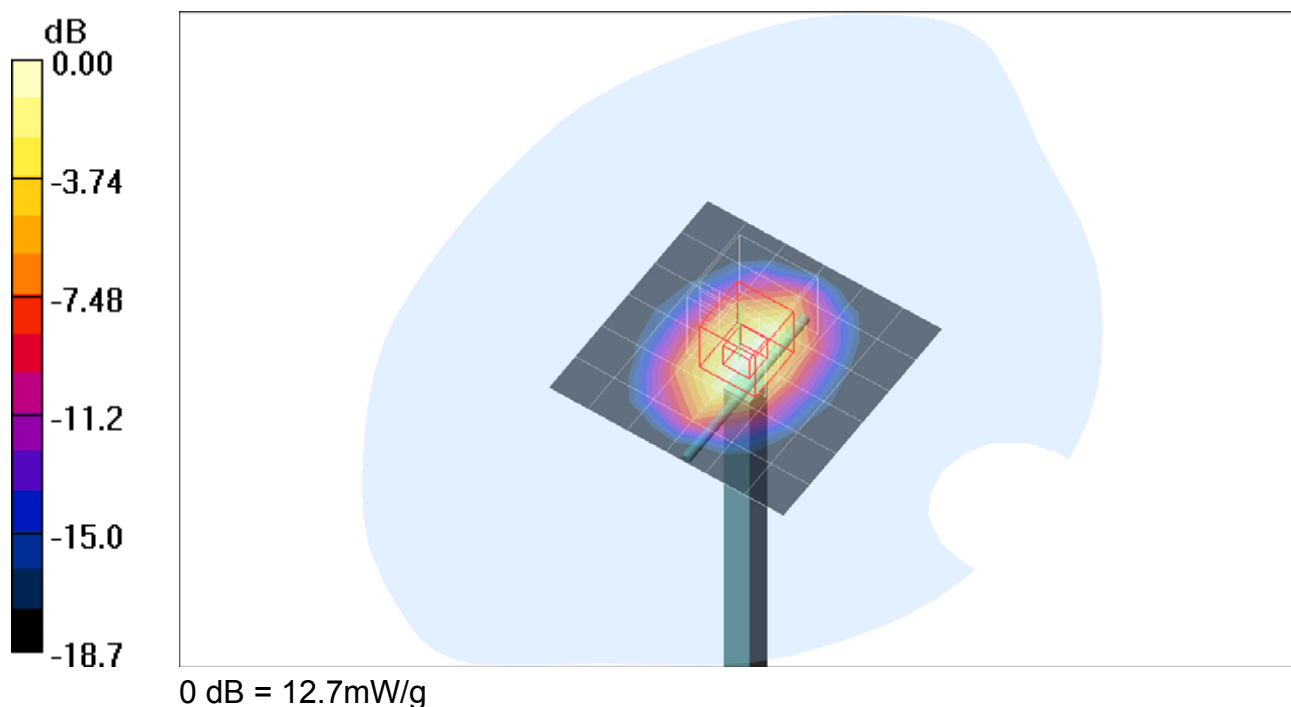
Maximum value of SAR (measured) = 12.8 mW/g

d=10mm; Pin=250mW/Zoom Scan (5x5x7)/Cube 0: Measurement grid: dx=7.5mm, dy=7.5mm, dz=5mm

Reference Value = 96.3 V/m; Power Drift = 0.025 dB

Peak SAR (extrapolated) = 17.0 W/kg

SAR(1 g) = 9.48 mW/g; SAR(10 g) = 4.96 mW/g



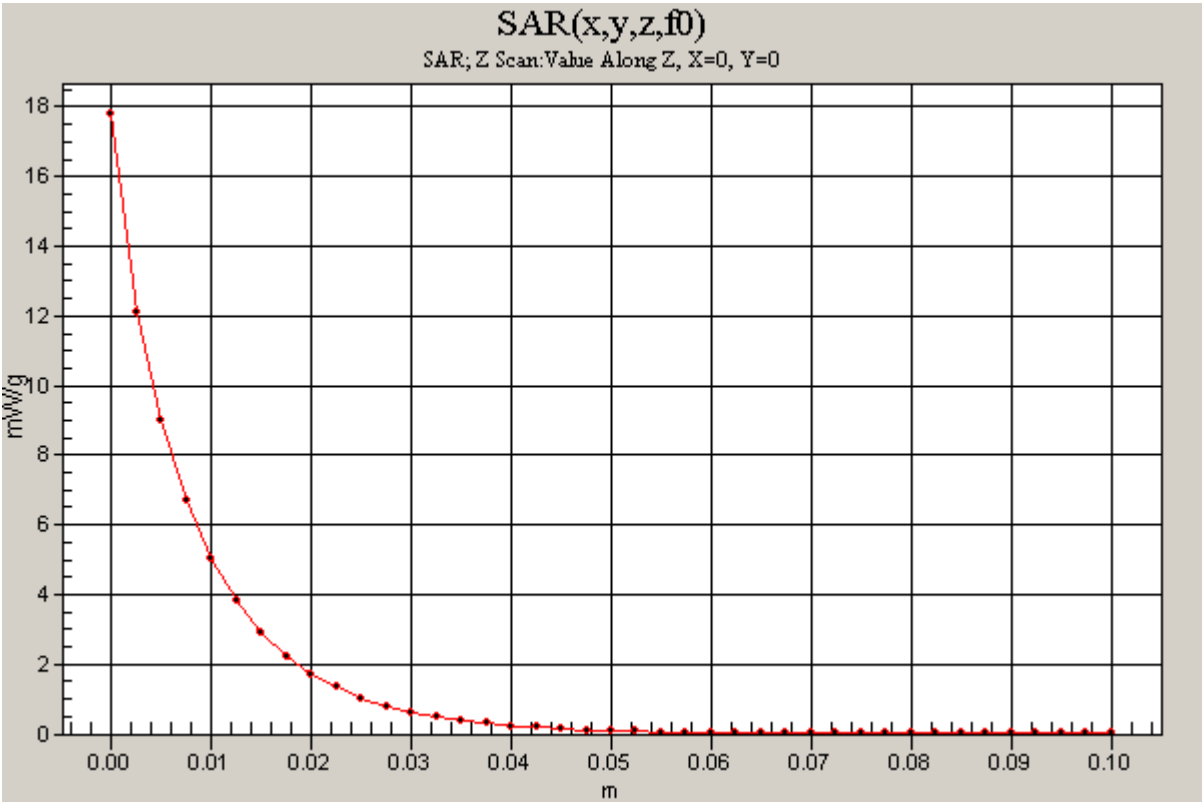
Test Laboratory: Compliance Certification Services

System Performance Check @ 1900MHz

DUT: Dipole 1900 MHz; Type: D1900V2; Serial: D1900V2 - SN:5d043

Communication System: CW; Frequency: 1900 MHz;Duty Cycle: 1:1

d=10mm; Pin=250mW/Z Scan (1x1x41): Measurement grid: dx=20mm, dy=20mm, dz=2.5mm
Maximum value of SAR (measured) = 17.8 mW/g



Test Laboratory: Compliance Certification Services

System Performance Check @ 2450MHz (Head Tissue)_060905

DUT: Dipole 2450 MHz; Type: D2450V2; Serial: D2450V2 - SN:706

Communication System: CW - 2450 MHz; Frequency: 2450 MHz; Duty Cycle: 1:1
Medium parameters used: $f = 2450$ MHz; $\sigma = 1.87$ mho/m; $\epsilon_r = 39.2$; $\rho = 1000$ kg/m³
Phantom section: Flat Section

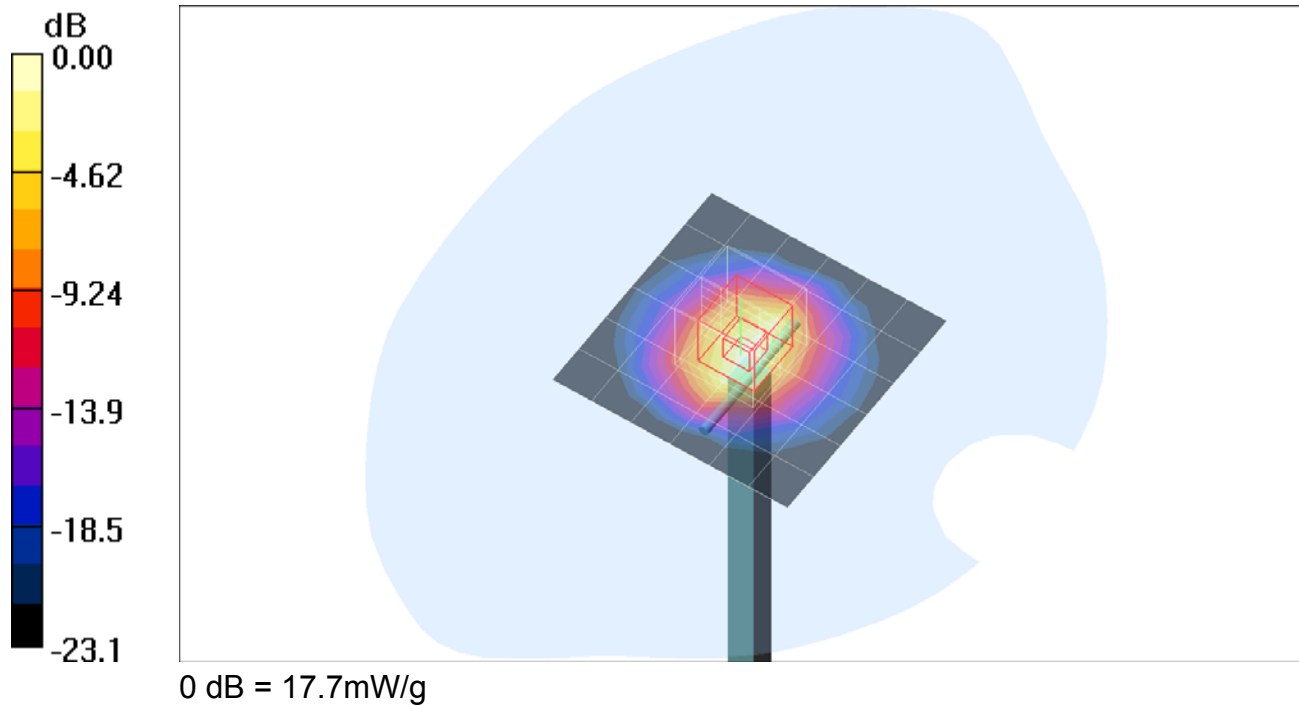
Room Ambient Temperature: 24 deg. C; Liquid Temperature: 23 deg. C

DASY4 Configuration:

- Area Scan setting - Find Secondary Maximum Within: 2.0 dB and with a peak SAR value greater than 0.0012W/kg
- Probe: EX3DV4 - SN3552 ; ConvF(7.33, 7.33, 7.33); Calibrated: 3/19/2005
- Sensor-Surface: 2.5mm (Mechanical Surface Detection)
- Electronics: DAE3 Sn500; Calibrated: 2/7/2005
- Phantom: SAM 2; Type: SAM 2; Serial: 1050
- Measurement SW: DASY4, V4.5 Build 19; Postprocessing SW: SEMCAD, V1.8 Build 146

d=10mm, Pin=250mW/Area Scan (7x7x1): Measurement grid: dx=15mm, dy=15mm
Maximum value of SAR (measured) = 18.0 mW/g

d=10mm, Pin=250mW/Zoom Scan (5x5x7)/Cube 0: Measurement grid: dx=7.5mm, dy=7.5mm, dz=5mm
Reference Value = 99.0 V/m; Power Drift = 0.035 dB
Peak SAR (extrapolated) = 26.4 W/kg
SAR(1 g) = 12.6 mW/g; SAR(10 g) = 5.81 mW/g
Maximum value of SAR (measured) = 17.7 mW/g



Test Laboratory: Compliance Certification Services

System Performance Check @ 2450MHz (Head Tissue)_060905

DUT: Dipole 2450 MHz; Type: D2450V2; Serial: D2450V2 - SN:706

Communication System: CW - 2450 MHz; Frequency: 2450 MHz;Duty Cycle: 1:1

d=10mm, Pin=250mW/Z Scan (1x1x41): Measurement grid: dx=20mm, dy=20mm, dz=2.5mm
Maximum value of SAR (measured) = 16.6 mW/g

