


PHOTOGRAPHS OF THE TEST CONFIGURATION

Conducted Emission Test

MODE A



MODE B



MODE C



MODE D



MODE E




MODE F




RADIATED EMISSION TEST

MODE A



MODE B



MODE C




MODE D




MODE E



MODE F



FOR PART 22 & PART 24



FOR SAR TEST SET UP PHOTOS

A. RIGHT HEAD POSITION:




CHEEK




TILT

B. LEFT HEAD POSITION:



CHEEK



TILT

C. BODY POSITION:

C. BodyWorn (keyboard up)



BOTTOM



BOTTOM

D. DESCRIPTION OF ANTENNA LOCATION:



(For HAC)



DESCRIPTION OF ASSESSMENT POSITION:



SIDE VIEW

TOP VIEW