




## 9. SETUP PHOTOS

### ANTENNA PORT CONDUCTED RF MEASUREMENT SETUP




**RADIATED RF MEASUREMENT SETUP FOR PORTABLE CONFIGURATION**








Y-AXIS BACK PHOTO



Z-AXIS FRONT PHOTO




Z-AXIS BACK PHOTO





**POWERLINE CONDUCTED EMISSIONS MEASUREMENT SETUP**







**END OF REPORT**