



## 9. SETUP PHOTOS


### ANTENNA PORT CONDUCTED RF MEASUREMENT SETUP




**RADIATED RF MEASUREMENT SETUP FOR PORTABLE CONFIGURATION**



X-AXIS BACK PHOTO




Y-AXIS FRONT PHOTO






Z-AXIS FRONT PHOTO








**POWERLINE CONDUCTED EMISSIONS MEASUREMENT SETUP**







**END OF REPORT**