

Test Laboratory: Compliance Certification Services Inc.

## **D835V2-SN 4d015-Head**

**DUT: Dipole 835 MHz; Type: D835V2; Serial: 4d015**

Communication System: CW 835; Frequency: 835 MHz; Duty Cycle: 1:1

Medium parameters used (interpolated):  $f = 835$  MHz;  $\sigma = 0.882$  mho/m;  $\epsilon_r = 41.1$ ;  $\rho = 1000$  kg/m<sup>3</sup>

Phantom section: Flat Section

Air Temperature: 24.4 deg C; Liquid Temperature: 23.4 deg C

Area Scan Find Secondary Maximum Within 2dB and with a peak SAR value greater than 0.0012W/kg

**DASY4 Configuration:**

- Probe: EX3DV4 - SN3552; ConvF(9.45, 9.45, 9.45);
- Sensor-Surface: 2.5mm (Mechanical Surface Detection)
- Electronics: DAE4 Sn905; Calibrated: 3/28/2008
- Phantom: SAM 34; Type: SAM V4.0; Serial: TP-1150
- Measurement SW: DASY4, V4.7 Build 55; Postprocessing SW: SEMCAD, V1.8 Build 176

**d=10mm, Pin=250mW/Area Scan (7x7x1):** Measurement grid: dx=15mm, dy=15mm

Maximum value of SAR (measured) = 2.60 mW/g

**d=10mm, Pin=250mW/Zoom Scan (7x7x7)/Cube 0:** Measurement grid:

dx=5mm, dy=5mm, dz=5mm

Reference Value = 54.6 V/m; Power Drift = -0.036 dB

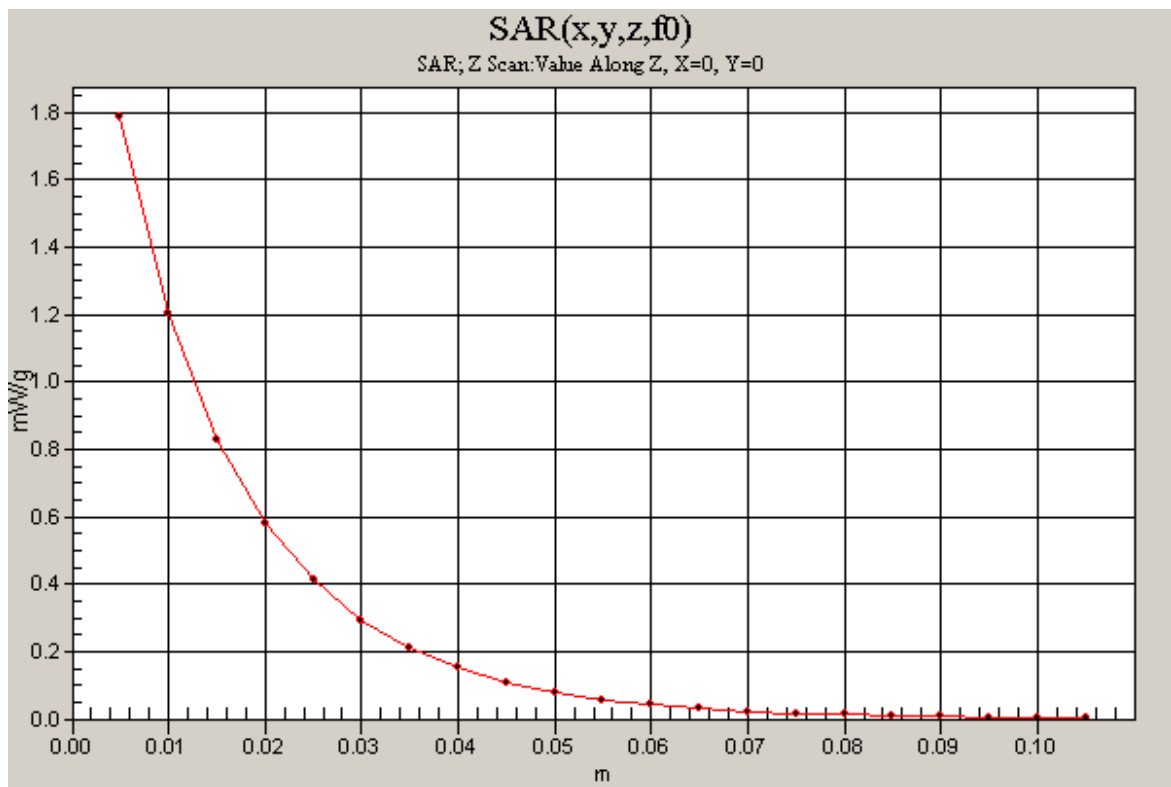
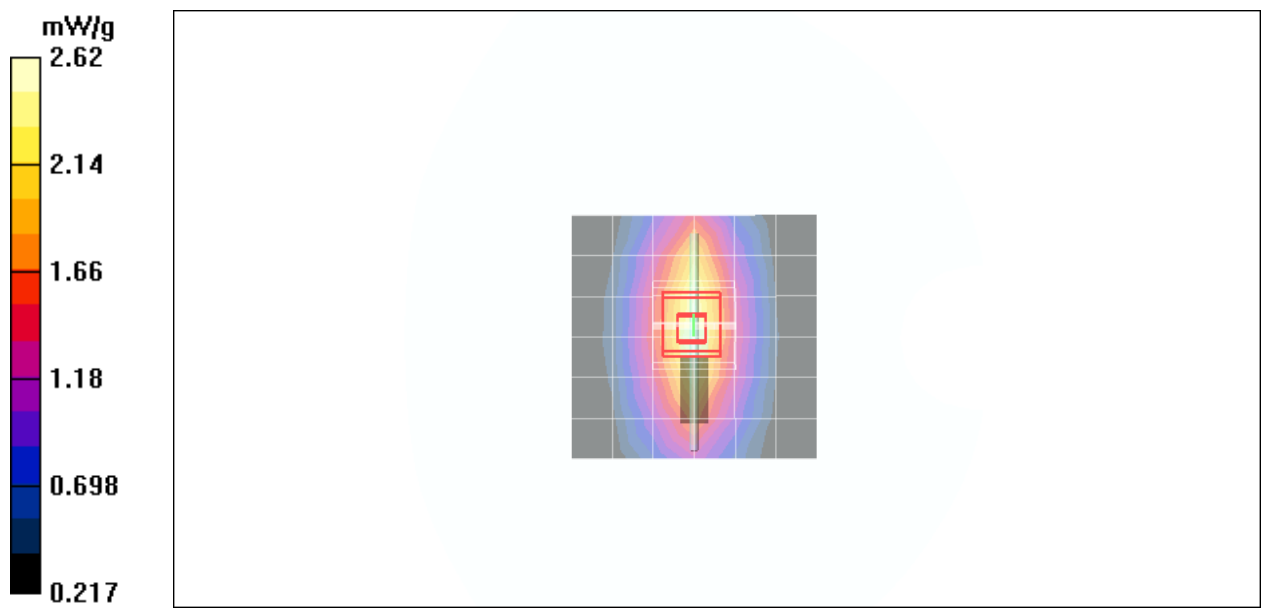
Peak SAR (extrapolated) = 3.26 W/kg

**SAR(1 g) = 2.23 mW/g; SAR(10 g) = 1.41 mW/g**

Maximum value of SAR (measured) = 2.62 mW/g

**d=10mm, Pin=250mW/Z Scan (1x1x21):** Measurement grid: dx=20mm, dy=20mm, dz=5mm

Maximum value of SAR (measured) = 1.79 mW/g



Test Laboratory: Compliance Certification Services Inc.

## **D835V2-SN 4d015-Body**

**DUT: Dipole 835 MHz; Type: D835V2; Serial: 4d015**

Communication System: CW 835; Frequency: 835 MHz; Duty Cycle: 1:1

Medium parameters used (interpolated):  $f = 835$  MHz;  $\sigma = 0.941$  mho/m;  $\epsilon_r = 54.2$ ;  $\rho = 1000$  kg/m<sup>3</sup>

Phantom section: Flat Section

Air Temperature: 24.6 deg C; Liquid Temperature: 23.6 deg C

Area Scan Find Secondary Maximum Within 2dB and with a peak SAR value greater than 0.0012W/kg

**DASY4 Configuration:**

- Probe: EX3DV4 - SN3552; ConvF(9.14, 9.14, 9.14);
- Sensor-Surface: 2.5mm (Mechanical Surface Detection)
- Electronics: DAE4 Sn905; Calibrated: 3/28/2008
- Phantom: SAM 34; Type: SAM V4.0; Serial: TP-1150
- Measurement SW: DASY4, V4.7 Build 55; Postprocessing SW: SEMCAD, V1.8 Build 176

**d=10mm, Pin=250mW/Area Scan (7x7x1):** Measurement grid: dx=15mm, dy=15mm

Maximum value of SAR (measured) = 3.11 mW/g

**d=10mm, Pin=250mW/Zoom Scan (7x7x7)/Cube 0:** Measurement grid:

dx=5mm, dy=5mm, dz=5mm

Reference Value = 54.1 V/m; Power Drift = -0.006 dB

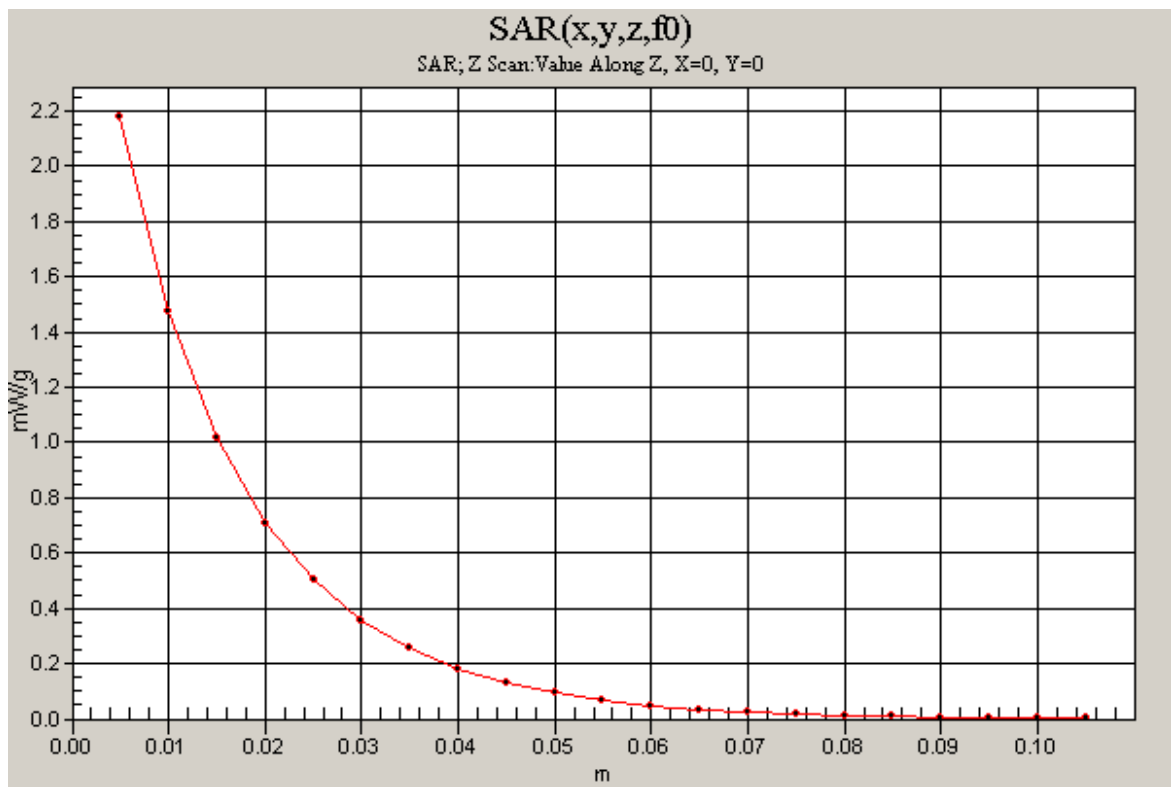
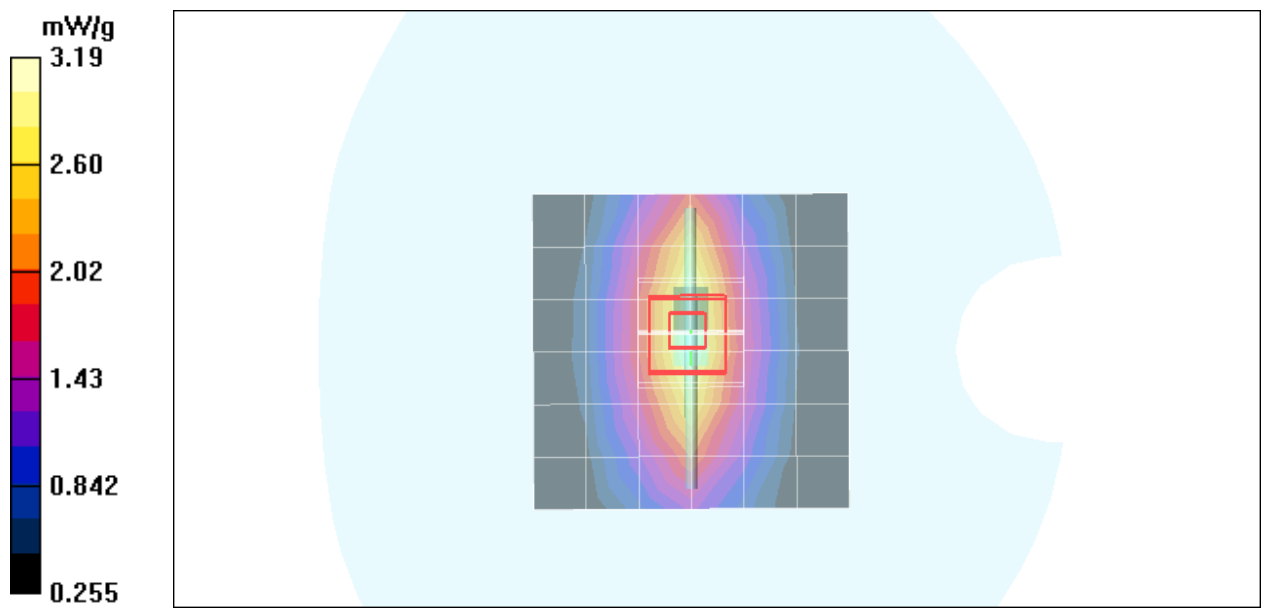
Peak SAR (extrapolated) = 3.98 W/kg

**SAR(1 g) = 2.55 mW/g; SAR(10 g) = 1.68 mW/g**

Maximum value of SAR (measured) = 3.19 mW/g

**d=10mm, Pin=250mW/Z Scan (1x1x21):** Measurement grid: dx=20mm, dy=20mm, dz=5mm

Maximum value of SAR (measured) = 2.18 mW/g



Test Laboratory: Compliance Certification Services Inc.

## **D1900V2 SN-5d056 Head**

**DUT: Dipole 1900 MHz; Type: D1900V2; Serial: 5d056**

Communication System: CW1900; Frequency: 1900 MHz; Duty Cycle: 1:1

Medium parameters used (interpolated):  $f = 1900$  MHz;  $\sigma = 1.44$  mho/m;  $\epsilon_r = 39.2$ ;  $\rho = 1000$  kg/m<sup>3</sup>

Phantom section: Flat Section

Air Temperature: 24.5 deg C; Liquid Temperature: 23.5 deg C

Area Scan Find Secondary Maximum Within 2dB and with a peak SAR value greater than 0.0012W/kg

**DASY4 Configuration:**

- Probe: EX3DV4 - SN3552; ConvF(7.67, 7.67, 7.67);
- Sensor-Surface: 2.5mm (Mechanical Surface Detection)
- Electronics: DAE4 Sn905; Calibrated: 3/28/2008
- Phantom: SAM 12; Type: SAM V4.0; Serial: TP-1150
- Measurement SW: DASY4, V4.7 Build 55; Postprocessing SW: SEMCAD, V1.8 Build 176

**Pin=250mW,d=10mm/Area Scan (6x6x1):** Measurement grid: dx=15mm, dy=15mm

Maximum value of SAR (measured) = 8.94 mW/g

**Pin=250mW,d=10mm/Zoom Scan (7x7x7)/Cube 0:** Measurement grid: dx=5mm, dy=5mm, dz=5mm

Reference Value = 96.7 V/m; Power Drift = -0.032 dB

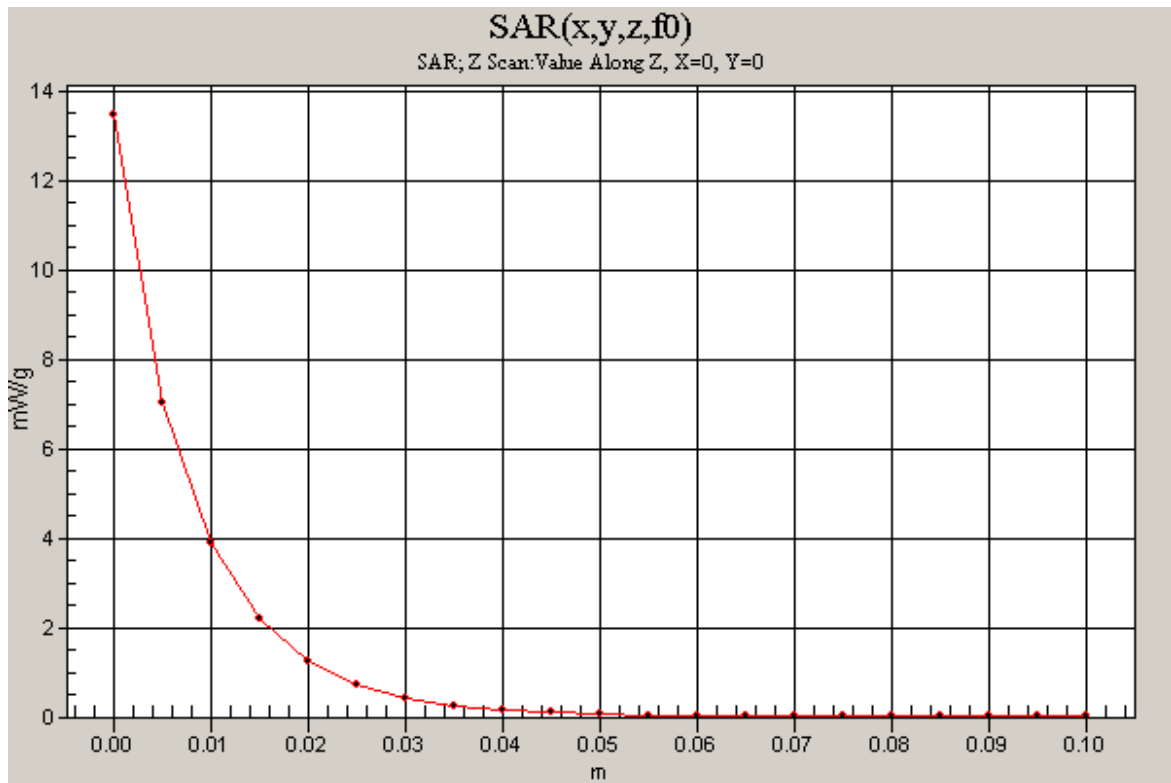
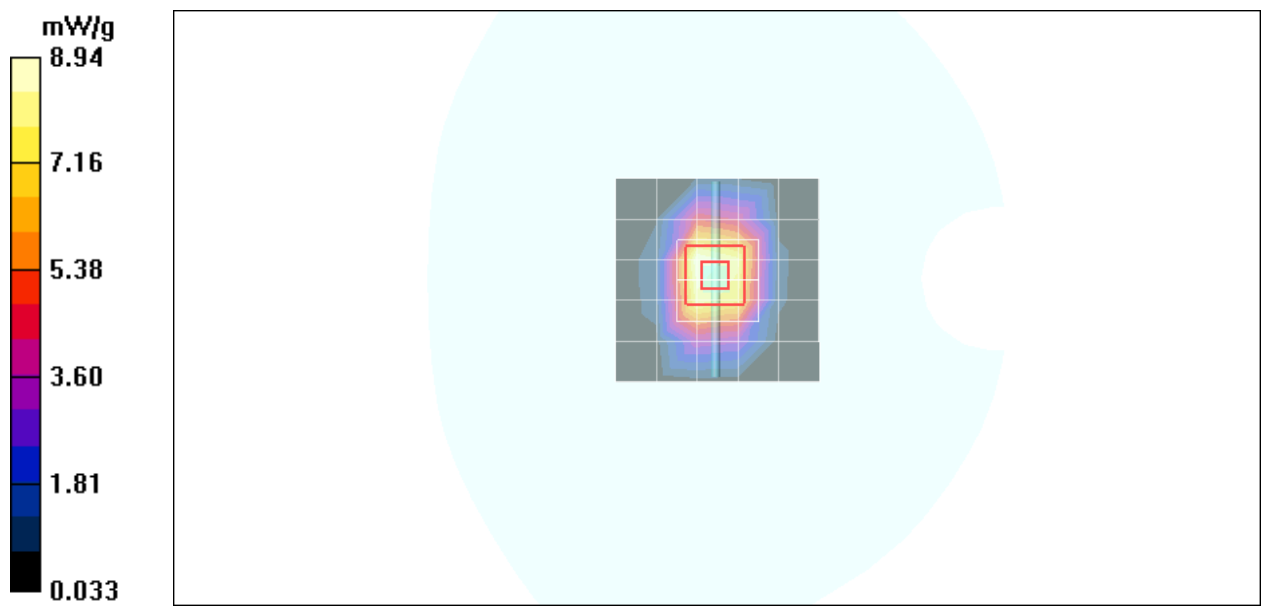
Peak SAR (extrapolated) = 17.7 W/kg

**SAR(1 g) = 9.55 mW/g; SAR(10 g) = 4.89 mW/g**

Maximum value of SAR (measured) = 13.0 mW/g

**Pin=250mW,d=10mm/Z Scan (1x1x21):** Measurement grid: dx=20mm, dy=20mm, dz=5mm

Maximum value of SAR (measured) = 13.5 mW/g



Test Laboratory: Compliance Certification Services Inc.

## **D1900V2 SN-5d056 Body**

**DUT: Dipole 1900 MHz; Type: D1900V2; Serial: 5d056**

Communication System: CW1900; Frequency: 1900 MHz; Duty Cycle: 1:1

Medium parameters used:  $f = 1900$  MHz;  $\sigma = 1.51$  mho/m;  $\epsilon_r = 51.5$ ;  $\rho = 1000$  kg/m<sup>3</sup>

Phantom section: Flat Section

Air Temperature: 24.6 deg C; Liquid Temperature: 23.6 deg C

Area Scan Find Secondary Maximum Within 2dB and with a peak SAR value greater than 0.0012W/kg

DASY4 Configuration:

- Probe: EX3DV4 - SN3552; ConvF(7.55, 7.55, 7.55);
- Sensor-Surface: 2.5mm (Mechanical Surface Detection)
- Electronics: DAE4 Sn905; Calibrated: 3/28/2008
- Phantom: SAM 12; Type: SAM V4.0; Serial: TP-1150
- Measurement SW: DASY4, V4.7 Build 55; Postprocessing SW: SEMCAD, V1.8 Build 176

**Pin=250mW,d=10mm/Area Scan (6x6x1):** Measurement grid: dx=15mm, dy=15mm

Maximum value of SAR (measured) = 8.28 mW/g

**Pin=250mW,d=10mm/Zoom Scan (7x7x7)/Cube 0:** Measurement grid: dx=5mm, dy=5mm, dz=5mm

Reference Value = 94.0 V/m; Power Drift = -0.011 dB

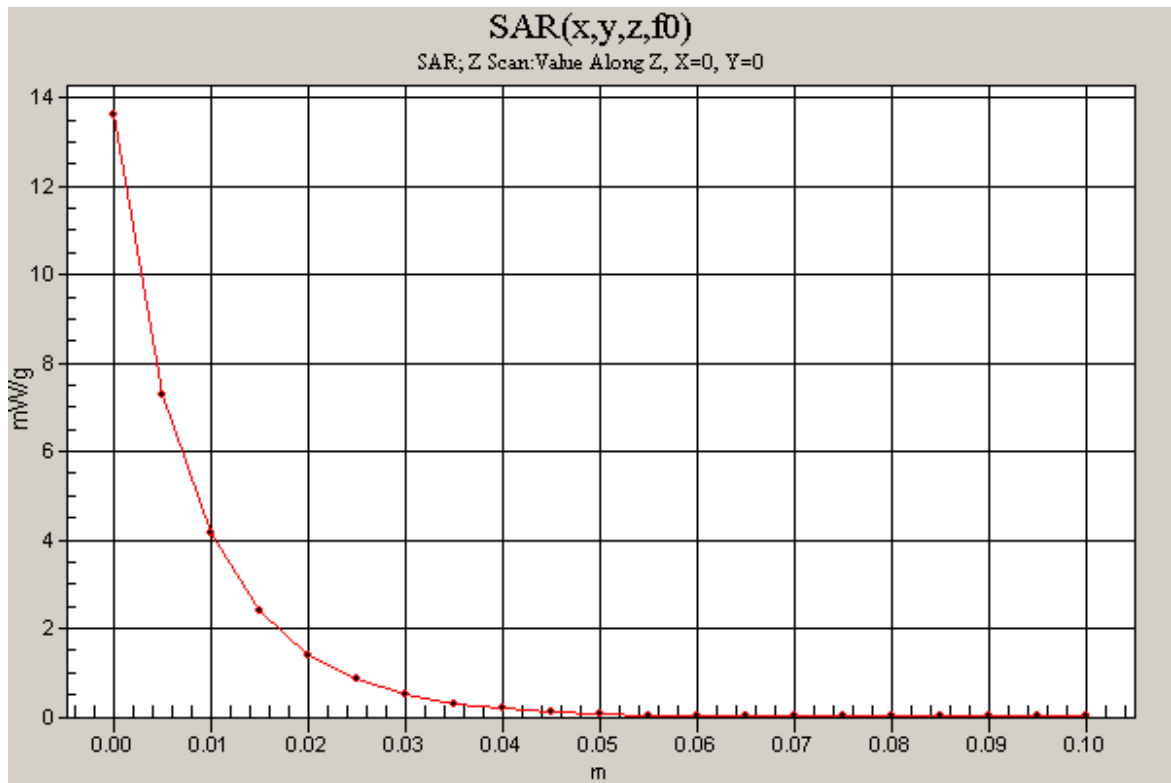
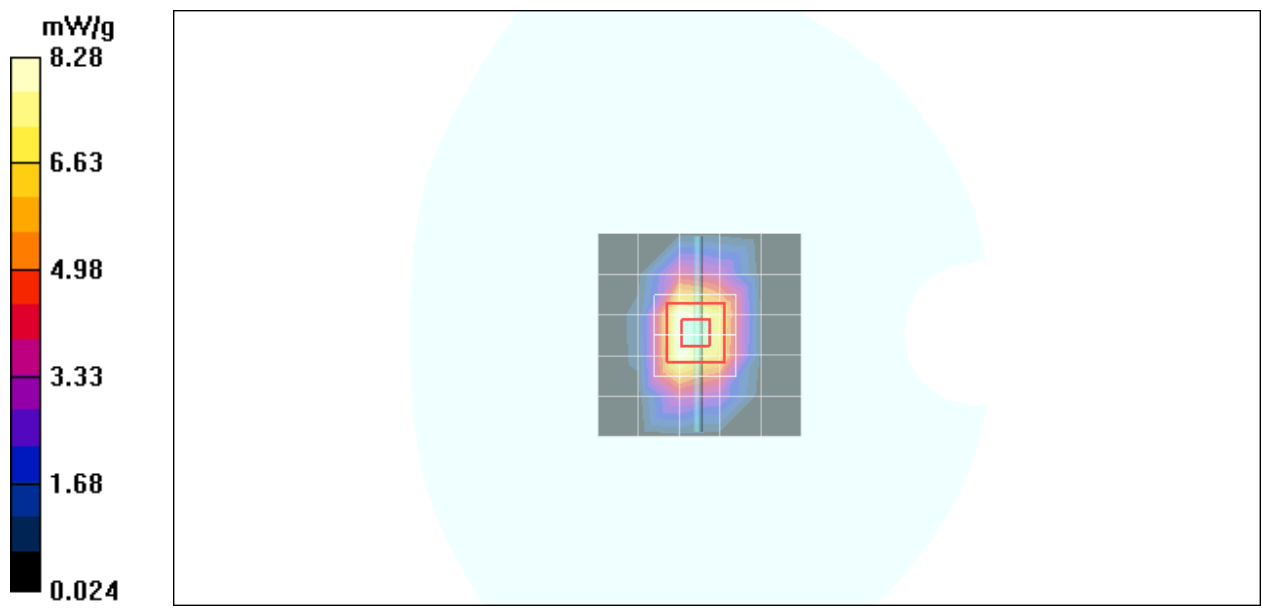
Peak SAR (extrapolated) = 16.1 W/kg

**SAR(1 g) = 9.33 mW/g; SAR(10 g) = 4.81 mW/g**

Maximum value of SAR (measured) = 12.6 mW/g

**Pin=250mW,d=10mm/Z Scan (1x1x21):** Measurement grid: dx=20mm, dy=20mm, dz=5mm

Maximum value of SAR (measured) = 13.6 mW/g





Test Laboratory: Compliance Certification Services Inc.

## **D2450V2 SN-728 Head**

**DUT: Dipole 2450 MHz; Type: D2450V2; Serial: D2450V2 - SN:728**

Communication System: CW2450; Frequency: 2450 MHz; Duty Cycle: 1:1

Medium parameters used:  $f = 2450$  MHz;  $\sigma = 1.83$  mho/m;  $\epsilon_r = 40.3$ ;  $\rho = 1000$  kg/m<sup>3</sup>

Phantom section: Flat Section

Air Temperature: 24.6 deg C; Liquid Temperature: 23.6 deg C

Area Scan Find Secondary Maximum Within 2dB and with a peak SAR value greater than 0.0012W/kg

DASY4 Configuration:

- Probe: EX3DV4 - SN3552; ConvF(7.19, 7.19, 7.19);
- Sensor-Surface: 4mm (Mechanical Surface Detection)
- Electronics: DAE4 Sn905; Calibrated: 3/28/2008
- Phantom: SAM 12; Type: SAM V4.0; Serial: TP-1150
- Measurement SW: DASY4, V4.7 Build 55; Postprocessing SW: SEMCAD, V1.8 Build 176

**Pin=250mW,d=10mm/Area Scan (6x6x1):** Measurement grid: dx=15mm, dy=15mm

Maximum value of SAR (measured) = 12.3 mW/g

**Pin=250mW,d=10mm/Zoom Scan (7x7x7)/Cube 0:** Measurement grid: dx=5mm, dy=5mm, dz=5mm

Reference Value = 95.3 V/m; Power Drift = -0.025 dB

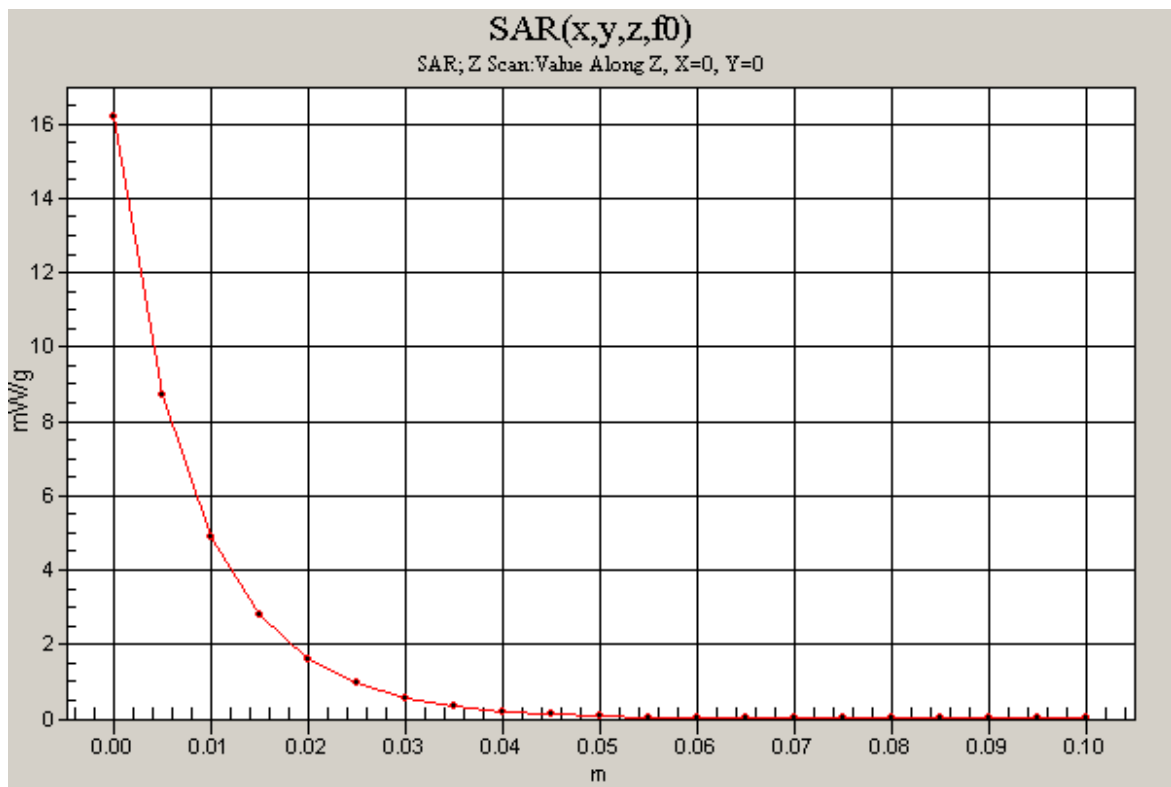
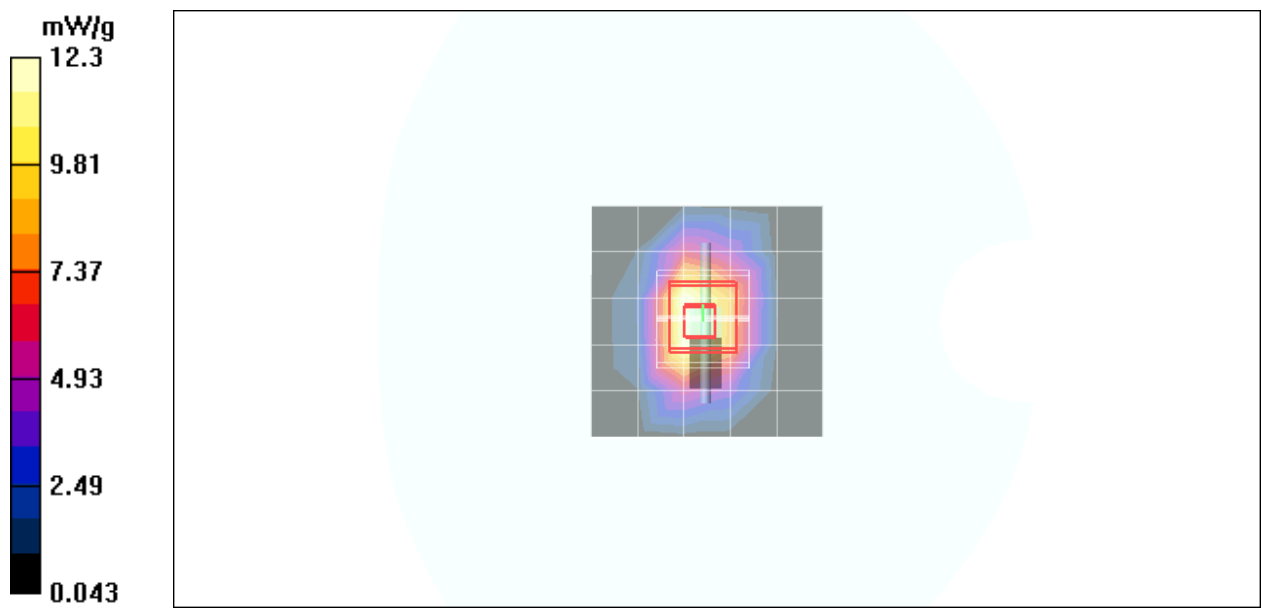
Peak SAR (extrapolated) = 27.2 W/kg

**SAR(1 g) = 14.0 mW/g; SAR(10 g) = 7.33 mW/g**

Maximum value of SAR (measured) = 16.1 mW/g

**Pin=250mW,d=10mm/Z Scan (1x1x21):** Measurement grid: dx=20mm, dy=20mm, dz=5mm

Maximum value of SAR (measured) = 16.2 mW/g



Test Laboratory: Compliance Certification Services Inc.

## **D2450V2 SN-728 Body**

**DUT: Dipole 2450 MHz; Type: D2450V2; Serial: D2450V2 - SN:728**

Communication System: CW2450; Frequency: 2450 MHz; Duty Cycle: 1:1

Medium parameters used:  $f = 2450$  MHz;  $\sigma = 1.94$  mho/m;  $\epsilon_r = 51.6$ ;  $\rho = 1000$  kg/m<sup>3</sup>

Phantom section: Flat Section

Air Temperature: 24.7 deg C; Liquid Temperature: 23.7 deg C

Area Scan Find Secondary Maximum Within 2dB and with a peak SAR value greater than 0.0012W/kg

DASY4 Configuration:

- Probe: EX3DV4 - SN3552; ConvF(6.95, 6.95, 6.95);
- Sensor-Surface: 2.5mm (Mechanical Surface Detection)
- Electronics: DAE4 Sn905; Calibrated: 3/28/2008
- Phantom: SAM 12; Type: SAM V4.0; Serial: TP-1150
- Measurement SW: DASY4, V4.7 Build 55; Postprocessing SW: SEMCAD, V1.8 Build 176

**Pin=250mW,d=10mm/Area Scan (6x6x1):** Measurement grid: dx=15mm, dy=15mm

Maximum value of SAR (measured) = 13.9 mW/g

**Pin=250mW,d=10mm/Zoom Scan (7x7x7)/Cube 0:** Measurement grid: dx=5mm, dy=5mm, dz=5mm

Reference Value = 97.6 V/m; Power Drift = -0.024 dB

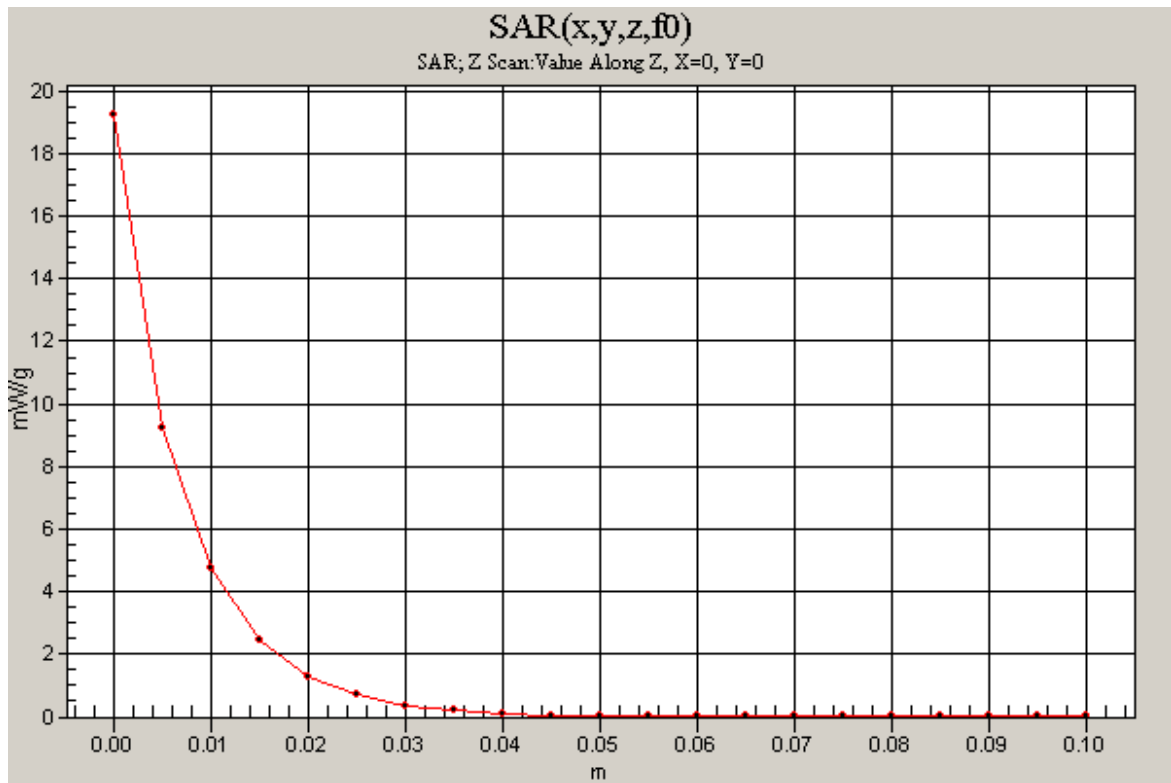
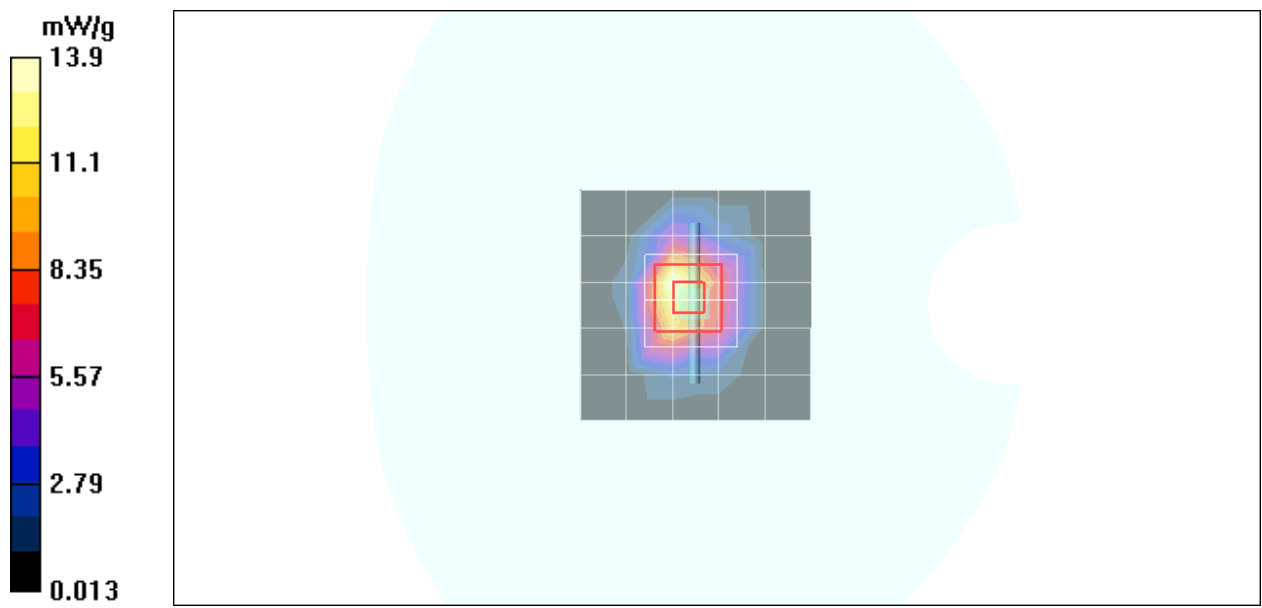
Peak SAR (extrapolated) = 27.7 W/kg

**SAR(1 g) = 13.4 mW/g; SAR(10 g) = 6.06 mW/g**

Maximum value of SAR (measured) = 18.8 mW/g

**Pin=250mW,d=10mm/Z Scan (1x1x21):** Measurement grid: dx=20mm, dy=20mm, dz=5mm

Maximum value of SAR (measured) = 19.2 mW/g



Test Laboratory: Compliance Certification Services Inc.

## **GSM 835 -Left Head ROSE110 close**

**DUT: ROSE110; Type: ROSE110; Serial: N/A**

Communication System: GSM 850; Frequency: 836.6 MHz; Duty Cycle: 1:8

Medium parameters used (interpolated):  $f = 836.6$  MHz;  $\sigma = 0.883$  mho/m;  $\epsilon_r = 41.1$ ;  $\rho = 1000$  kg/m<sup>3</sup>

Phantom section: Left Section

Air Temperature: 24.4 deg C; Liquid Temperature: 23.4 deg C

Area Scan Find Secondary Maximum Within 2dB and with a peak SAR value greater than 0.0012W/kg

**DASY4 Configuration:**

- Probe: EX3DV4 - SN3552; ConvF(9.45, 9.45, 9.45);
- Sensor-Surface: 2.5mm (Mechanical Surface Detection)
- Electronics: DAE4 Sn905; Calibrated: 3/28/2008
- Phantom: SAM 34; Type: SAM V4.0; Serial: TP-1150
- Measurement SW: DASY4, V4.7 Build 55; Postprocessing SW: SEMCAD, V1.8 Build 176

**Left Cheek Middle CH190/Area Scan (6x10x1):** Measurement grid:

$dx=15$ mm,  $dy=15$ mm

Maximum value of SAR (measured) = 0.184 mW/g

**Left Cheek Middle CH190/Zoom Scan (7x7x9)/Cube 0:** Measurement

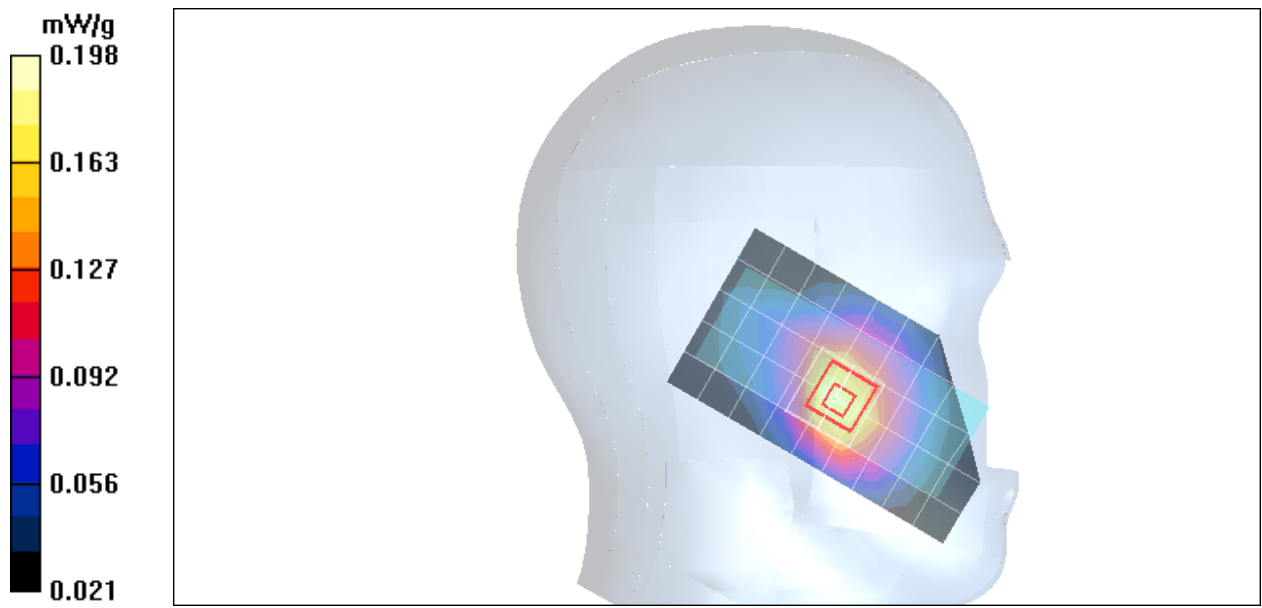
grid:  $dx=5$ mm,  $dy=5$ mm,  $dz=3$ mm

Reference Value = 8.17 V/m; Power Drift = -0.073 dB

Peak SAR (extrapolated) = 0.233 W/kg

**SAR(1 g) = 0.162 mW/g; SAR(10 g) = 0.112 mW/g**

Maximum value of SAR (measured) = 0.198 mW/g



Test Laboratory: Compliance Certification Services Inc.

## **GSM 835 -Left Head ROSE110 close**

**DUT: ROSE110; Type: ROSE110; Serial: N/A**

Communication System: GSM 850; Frequency: 836.6 MHz; Duty Cycle: 1:8

Medium parameters used (interpolated):  $f = 836.6$  MHz;  $\sigma = 0.883$  mho/m;  $\epsilon_r = 41.1$ ;  $\rho = 1000$  kg/m<sup>3</sup>

Phantom section: Left Section

Air Temperature: 24.4 deg C; Liquid Temperature: 23.4 deg C

Area Scan Find Secondary Maximum Within 2dB and with a peak SAR value greater than 0.0012W/kg

**DASY4 Configuration:**

- Probe: EX3DV4 - SN3552; ConvF(9.45, 9.45, 9.45);
- Sensor-Surface: 2.5mm (Mechanical Surface Detection)
- Electronics: DAE4 Sn905; Calibrated: 3/28/2008
- Phantom: SAM 34; Type: SAM V4.0; Serial: TP-1150
- Measurement SW: DASY4, V4.7 Build 55; Postprocessing SW: SEMCAD, V1.8 Build 176

**Left Tilted Middle CH190/Area Scan (6x10x1):** Measurement grid:

$dx=15$ mm,  $dy=15$ mm

Maximum value of SAR (measured) = 0.198 mW/g

**Left Tilted Middle CH190/Zoom Scan (7x7x9)/Cube 0:** Measurement

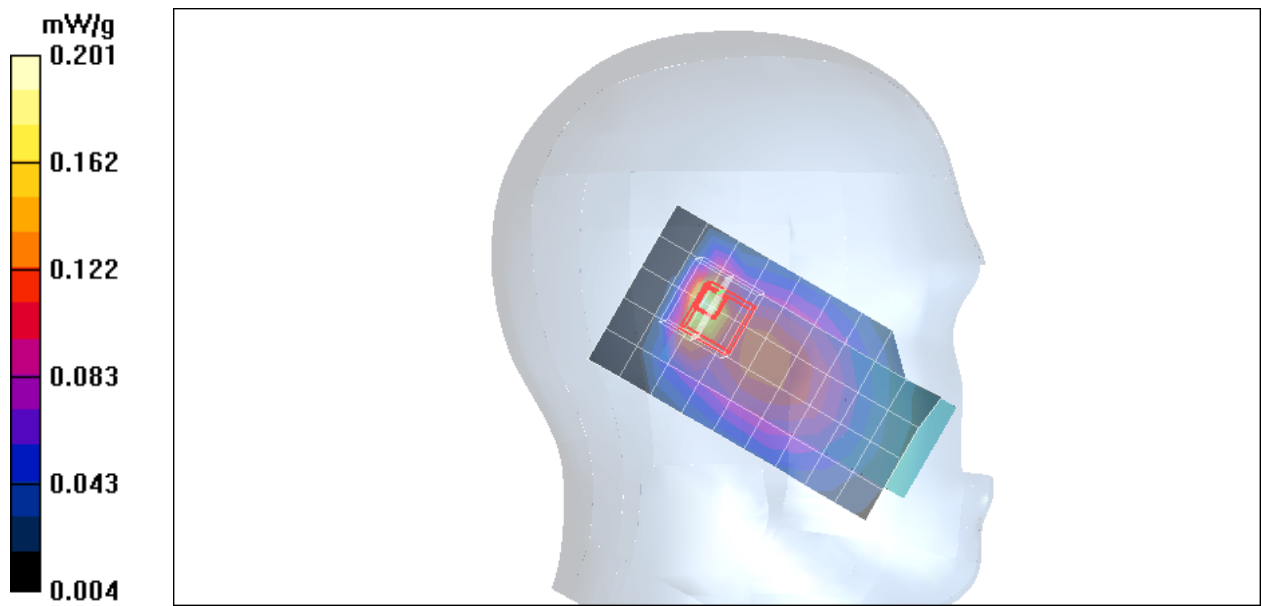
grid:  $dx=5$ mm,  $dy=5$ mm,  $dz=3$ mm

Reference Value = 13.6 V/m; Power Drift = -0.065 dB

Peak SAR (extrapolated) = 0.324 W/kg

**SAR(1 g) = 0.134 mW/g; SAR(10 g) = 0.076 mW/g**

Maximum value of SAR (measured) = 0.181 mW/g





Test Laboratory: Compliance Certification Services Inc.

## **GSM 835 -Right Head ROSE110 close**

**DUT: ROSE110; Type: ROSE110; Serial: N/A**

Communication System: GSM 850; Frequency: 836.6 MHz; Duty Cycle: 1:8

Medium parameters used (interpolated):  $f = 836.6$  MHz;  $\sigma = 0.883$  mho/m;  $\epsilon_r = 41.1$ ;  $\rho = 1000$  kg/m<sup>3</sup>

Phantom section: Right Section

Air Temperature: 24.4 deg C; Liquid Temperature: 23.4 deg C

Area Scan Find Secondary Maximum Within 2dB and with a peak SAR value greater than 0.0012W/kg

DASY4 Configuration:

- Probe: EX3DV4 - SN3552; ConvF(9.45, 9.45, 9.45);
- Sensor-Surface: 2.5mm (Mechanical Surface Detection)
- Electronics: DAE4 Sn905; Calibrated: 3/28/2008
- Phantom: SAM 34; Type: SAM V4.0; Serial: TP-1150
- Measurement SW: DASY4, V4.7 Build 55; Postprocessing SW: SEMCAD, V1.8 Build 176

**Right Cheek Middle CH190/Area Scan (6x10x1):** Measurement grid:

$dx=15$ mm,  $dy=15$ mm

Maximum value of SAR (measured) = 0.230 mW/g

**Right Cheek Middle CH190/Zoom Scan (7x7x9)/Cube 0:** Measurement

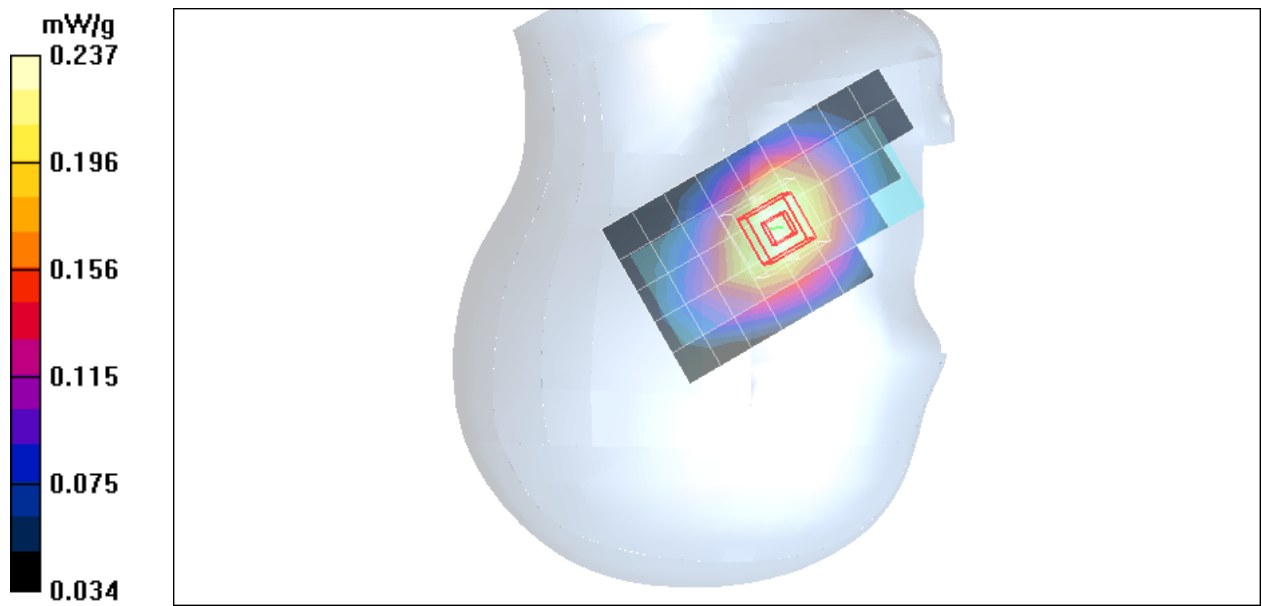
grid:  $dx=5$ mm,  $dy=5$ mm,  $dz=3$ mm

Reference Value = 9.91 V/m; Power Drift = -0.044 dB

Peak SAR (extrapolated) = 0.269 W/kg

**SAR(1 g) = 0.207 mW/g; SAR(10 g) = 0.152 mW/g**

Maximum value of SAR (measured) = 0.237 mW/g



Test Laboratory: Compliance Certification Services Inc.

## **GSM 835 -Right Head ROSE110 close**

**DUT: ROSE110; Type: ROSE110; Serial: N/A**

Communication System: GSM 850; Frequency: 836.6 MHz; Duty Cycle: 1:8

Medium parameters used (interpolated):  $f = 836.6$  MHz;  $\sigma = 0.883$  mho/m;  $\epsilon_r = 41.1$ ;  $\rho = 1000$  kg/m<sup>3</sup>

Phantom section: Right Section

Air Temperature: 24.4 deg C; Liquid Temperature: 23.4 deg C

Area Scan Find Secondary Maximum Within 2dB and with a peak SAR value greater than 0.0012W/kg

**DASY4 Configuration:**

- Probe: EX3DV4 - SN3552; ConvF(9.45, 9.45, 9.45);
- Sensor-Surface: 2.5mm (Mechanical Surface Detection)
- Electronics: DAE4 Sn905; Calibrated: 3/28/2008
- Phantom: SAM 34; Type: SAM V4.0; Serial: TP-1150
- Measurement SW: DASY4, V4.7 Build 55; Postprocessing SW: SEMCAD, V1.8 Build 176

**Right Tilted Middle CH190/Area Scan (6x10x1):** Measurement grid:

$dx=15$ mm,  $dy=15$ mm

Maximum value of SAR (measured) = 0.171 mW/g

**Right Tilted Middle CH190/Zoom Scan (7x7x9)/Cube 0:** Measurement

grid:  $dx=5$ mm,  $dy=5$ mm,  $dz=3$ mm

Reference Value = 14.0 V/m; Power Drift = -0.030 dB

Peak SAR (extrapolated) = 0.339 W/kg

**SAR(1 g) = 0.147 mW/g; SAR(10 g) = 0.086 mW/g**

Maximum value of SAR (measured) = 0.213 mW/g

**Right Tilted Middle CH190/Zoom Scan (7x7x9)/Cube 1:** Measurement

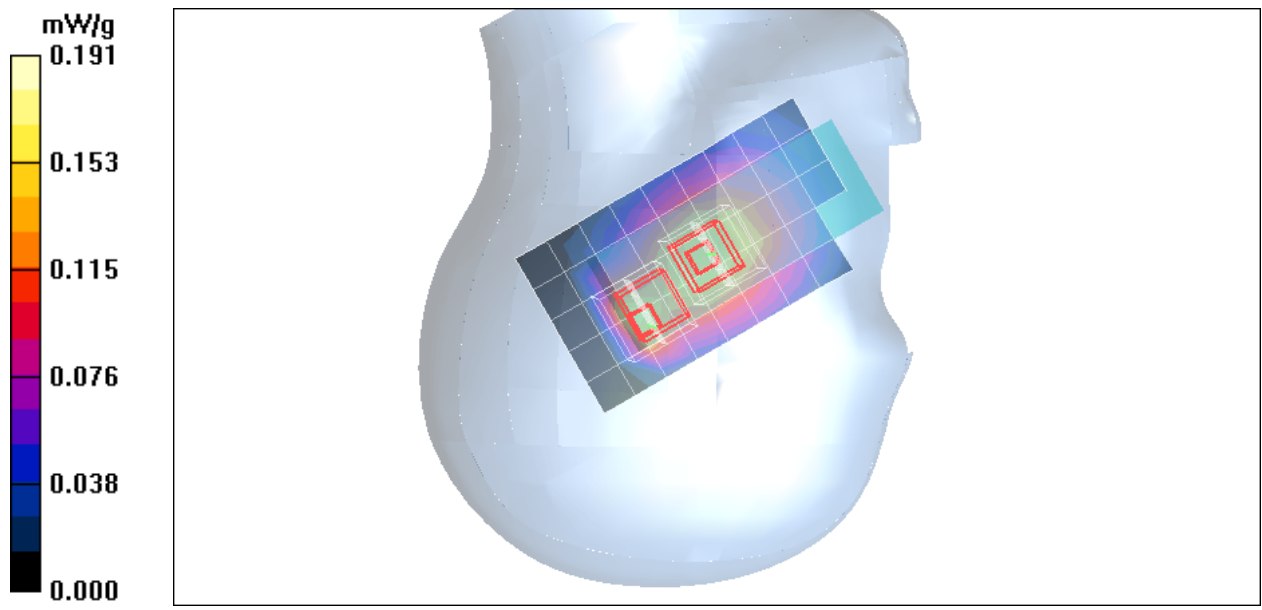
grid:  $dx=5$ mm,  $dy=5$ mm,  $dz=3$ mm

Reference Value = 14.0 V/m; Power Drift = -0.030 dB

Peak SAR (extrapolated) = 0.179 W/kg

**SAR(1 g) = 0.139 mW/g; SAR(10 g) = 0.104 mW/g**

Maximum value of SAR (measured) = 0.156 mW/g



Test Laboratory: Compliance Certification Services Inc.

## **GSM 1900 -Left Head ROSE110 close**

**DUT: ROSE110; Type: ROSE110; Serial: N/A**

Communication System: PCS 1900; Frequency: 1880 MHz; Duty Cycle: 1:8

Medium parameters used (interpolated):  $f = 1880$  MHz;  $\sigma = 1.43$  mho/m;  $\epsilon_r = 39.3$ ;  $\rho = 1000$  kg/m<sup>3</sup>

Phantom section: Left Section

Air Temperature: 24.5 deg C; Liquid Temperature: 23.5 deg C

Area Scan Find Secondary Maximum Within 2dB and with a peak SAR value greater than 0.0012W/kg

**DASY4 Configuration:**

- Probe: EX3DV4 - SN3552; ConvF(7.67, 7.67, 7.67);
- Sensor-Surface: 2.5mm (Mechanical Surface Detection)
- Electronics: DAE4 Sn905; Calibrated: 3/28/2008
- Phantom: SAM 12; Type: SAM V4.0; Serial: TP-1150
- Measurement SW: DASY4, V4.7 Build 55; Postprocessing SW: SEMCAD, V1.8 Build 176

**Left Cheek Middle CH661/Area Scan (6x11x1):** Measurement grid:

$dx=15$ mm,  $dy=15$ mm

Maximum value of SAR (measured) = 0.215 mW/g

**Left Cheek Middle CH661/Zoom Scan (7x7x9)/Cube 0:** Measurement

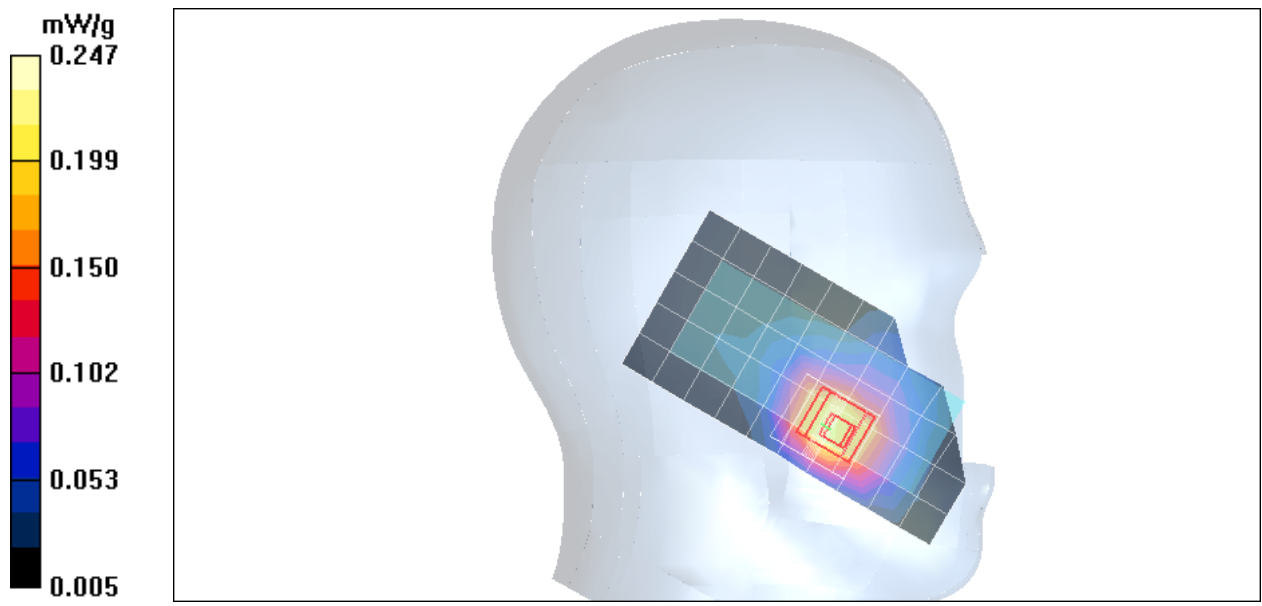
grid:  $dx=5$ mm,  $dy=5$ mm,  $dz=3$ mm

Reference Value = 3.48 V/m; Power Drift = -0.012 dB

Peak SAR (extrapolated) = 0.301 W/kg

**SAR(1 g) = 0.202 mW/g; SAR(10 g) = 0.128 mW/g**

Maximum value of SAR (measured) = 0.247 mW/g



Test Laboratory: Compliance Certification Services Inc.

## **GSM 1900 -Left Head ROSE110 close**

**DUT: ROSE110; Type: ROSE110; Serial: N/A**

Communication System: PCS 1900; Frequency: 1880 MHz; Duty Cycle: 1:8

Medium parameters used (interpolated):  $f = 1880$  MHz;  $\sigma = 1.43$  mho/m;  $\epsilon_r = 39.3$ ;  $\rho = 1000$  kg/m<sup>3</sup>

Phantom section: Left Section

Air Temperature: 24.5 deg C; Liquid Temperature: 23.5 deg C

Area Scan Find Secondary Maximum Within 2dB and with a peak SAR value greater than 0.0012W/kg

**DASY4 Configuration:**

- Probe: EX3DV4 - SN3552; ConvF(7.67, 7.67, 7.67);
- Sensor-Surface: 2.5mm (Mechanical Surface Detection)
- Electronics: DAE4 Sn905; Calibrated: 3/28/2008
- Phantom: SAM 12; Type: SAM V4.0; Serial: TP-1150
- Measurement SW: DASY4, V4.7 Build 55; Postprocessing SW: SEMCAD, V1.8 Build 176

**Left Tilted Middle CH661/Area Scan (6x11x1):** Measurement grid:

$dx=15$ mm,  $dy=15$ mm

Maximum value of SAR (measured) = 0.078 mW/g

**Left Tilted Middle CH661/Zoom Scan (7x7x9)/Cube 0:** Measurement

grid:  $dx=5$ mm,  $dy=5$ mm,  $dz=3$ mm

Reference Value = 6.74 V/m; Power Drift = -0.058 dB

Peak SAR (extrapolated) = 0.099 W/kg

**SAR(1 g) = 0.065 mW/g; SAR(10 g) = 0.039 mW/g**

Maximum value of SAR (measured) = 0.081 mW/g

**Left Tilted Middle CH661/Zoom Scan (7x7x9)/Cube 1:** Measurement

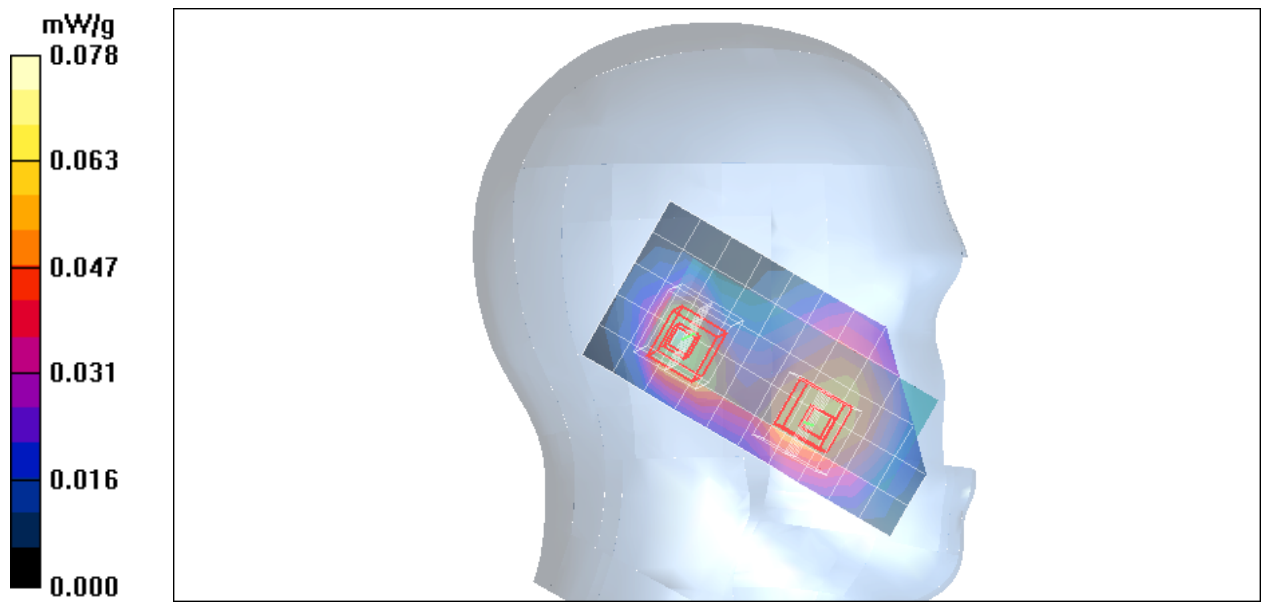
grid:  $dx=5$ mm,  $dy=5$ mm,  $dz=3$ mm

Reference Value = 6.74 V/m; Power Drift = -0.058 dB

Peak SAR (extrapolated) = 0.069 W/kg

**SAR(1 g) = 0.048 mW/g; SAR(10 g) = 0.033 mW/g**

Maximum value of SAR (measured) = 0.057 mW/g





Test Laboratory: Compliance Certification Services Inc.

## **GSM 1900 -Right Head ROSE110 close**

**DUT: ROSE110; Type: ROSE110; Serial: N/A**

Communication System: PCS 1900; Frequency: 1880 MHz; Duty Cycle: 1:8

Medium parameters used (interpolated):  $f = 1880$  MHz;  $\sigma = 1.43$  mho/m;  $\epsilon_r = 39.3$ ;  $\rho = 1000$  kg/m<sup>3</sup>

Phantom section: Right Section

Air Temperature: 24.5 deg C; Liquid Temperature: 23.5 deg C

Area Scan Find Secondary Maximum Within 2dB and with a peak SAR value greater than 0.0012W/kg

**DASY4 Configuration:**

- Probe: EX3DV4 - SN3552; ConvF(7.67, 7.67, 7.67);
- Sensor-Surface: 2.5mm (Mechanical Surface Detection)
- Electronics: DAE4 Sn905; Calibrated: 3/28/2008
- Phantom: SAM 12; Type: SAM V4.0; Serial: TP-1150
- Measurement SW: DASY4, V4.7 Build 55; Postprocessing SW: SEMCAD, V1.8 Build 176

**Right Cheek Middle CH661/Area Scan (6x11x1):** Measurement grid:

$dx=15$ mm,  $dy=15$ mm

Maximum value of SAR (measured) = 0.152 mW/g

**Right Cheek Middle CH661/Zoom Scan (7x7x9)/Cube 0:** Measurement

grid:  $dx=5$ mm,  $dy=5$ mm,  $dz=3$ mm

Reference Value = 3.32 V/m; Power Drift = -0.030 dB

Peak SAR (extrapolated) = 0.179 W/kg

**SAR(1 g) = 0.133 mW/g; SAR(10 g) = 0.093 mW/g**

Maximum value of SAR (measured) = 0.153 mW/g

**Right Cheek Middle CH661/Zoom Scan (7x7x9)/Cube 1:** Measurement

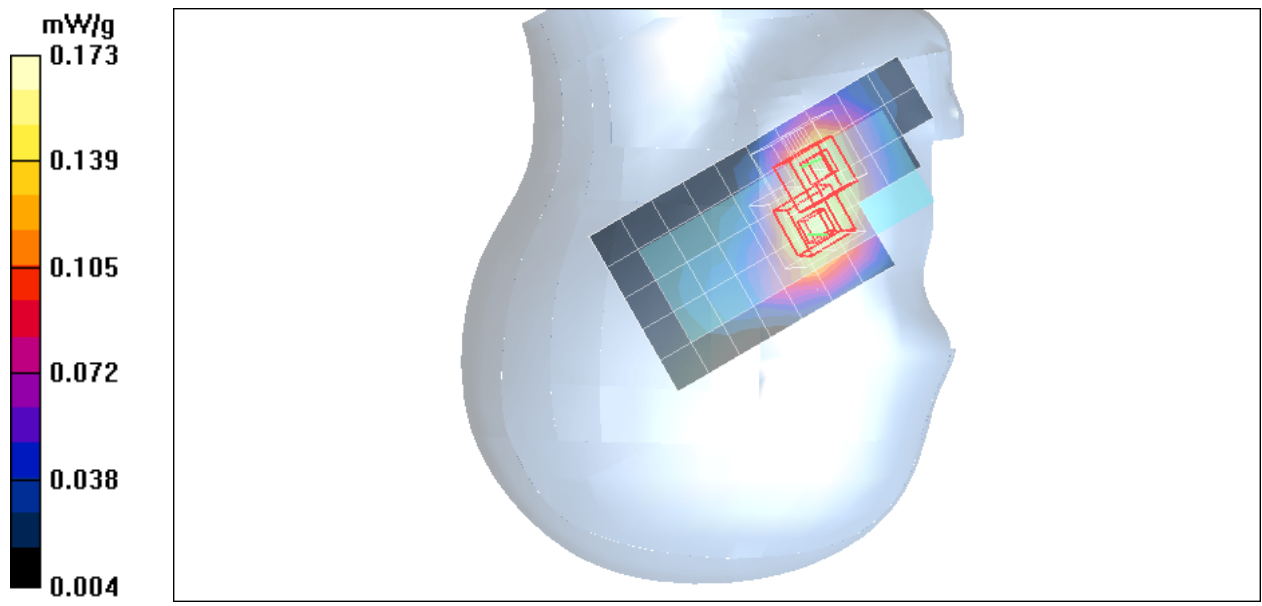
grid:  $dx=5$ mm,  $dy=5$ mm,  $dz=3$ mm

Reference Value = 3.32 V/m; Power Drift = -0.030 dB

Peak SAR (extrapolated) = 0.187 W/kg

**SAR(1 g) = 0.125 mW/g; SAR(10 g) = 0.083 mW/g**

Maximum value of SAR (measured) = 0.142 mW/g



Test Laboratory: Compliance Certification Services Inc.

## **GSM 1900 -Right Head ROSE110 close**

**DUT: ROSE110; Type: ROSE110; Serial: N/A**

Communication System: PCS 1900; Frequency: 1880 MHz; Duty Cycle: 1:8

Medium parameters used (interpolated):  $f = 1880$  MHz;  $\sigma = 1.43$  mho/m;  $\epsilon_r = 39.3$ ;  $\rho = 1000$  kg/m<sup>3</sup>

Phantom section: Right Section

Air Temperature: 24.5 deg C; Liquid Temperature: 23.5 deg C

Area Scan Find Secondary Maximum Within 2dB and with a peak SAR value greater than 0.0012W/kg

**DASY4 Configuration:**

- Probe: EX3DV4 - SN3552; ConvF(7.67, 7.67, 7.67);
- Sensor-Surface: 2.5mm (Mechanical Surface Detection)
- Electronics: DAE4 Sn905; Calibrated: 3/28/2008
- Phantom: SAM 12; Type: SAM V4.0; Serial: TP-1150
- Measurement SW: DASY4, V4.7 Build 55; Postprocessing SW: SEMCAD, V1.8 Build 176

**Right Tilted Middle CH661/Area Scan (6x11x1):** Measurement grid:

$dx=15$ mm,  $dy=15$ mm

Maximum value of SAR (measured) = 0.090 mW/g

**Right Tilted Middle CH661/Zoom Scan (7x7x9)/Cube 0:** Measurement

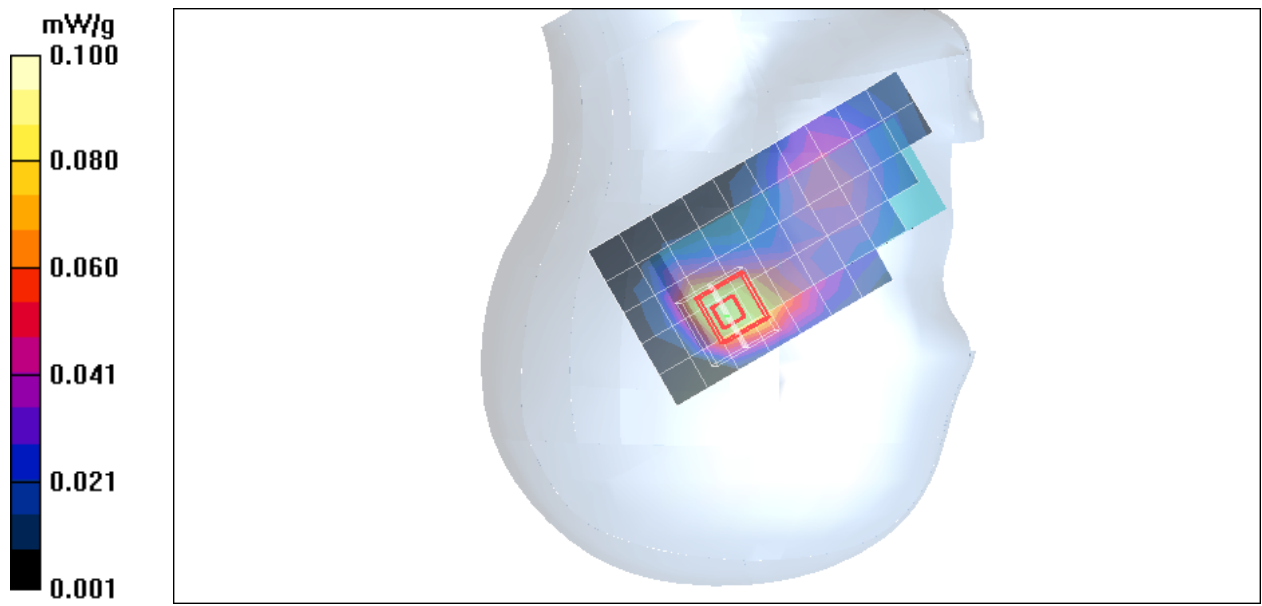
grid:  $dx=5$ mm,  $dy=5$ mm,  $dz=3$ mm

Reference Value = 7.21 V/m; Power Drift = -0.069 dB

Peak SAR (extrapolated) = 0.125 W/kg

**SAR(1 g) = 0.082 mW/g; SAR(10 g) = 0.050 mW/g**

Maximum value of SAR (measured) = 0.100 mW/g



Test Laboratory: Compliance Certification Services Inc.

## **GSM 835 -Left Head ROSE110 slide**

**DUT: ROSE110; Type: ROSE110; Serial: N/A**

Communication System: GSM 850; Frequency: 836.6 MHz; Duty Cycle: 1:8

Medium parameters used (interpolated):  $f = 836.6$  MHz;  $\sigma = 0.883$  mho/m;  $\epsilon_r = 41.1$ ;  $\rho = 1000$  kg/m<sup>3</sup>

Phantom section: Left Section

Air Temperature: 24.4 deg C; Liquid Temperature: 23.4 deg C

Area Scan Find Secondary Maximum Within 2dB and with a peak SAR value greater than 0.0012W/kg

### **DASY4 Configuration:**

- Probe: EX3DV4 - SN3552; ConvF(9.45, 9.45, 9.45);
- Sensor-Surface: 2.5mm (Mechanical Surface Detection)
- Electronics: DAE4 Sn905; Calibrated: 3/28/2008
- Phantom: SAM 34; Type: SAM V4.0; Serial: TP-1150
- Measurement SW: DASY4, V4.7 Build 55; Postprocessing SW: SEMCAD, V1.8 Build 176

### **Left Cheek Middle CH190/Area Scan (7x10x1):** Measurement grid:

$dx=15$ mm,  $dy=15$ mm

Maximum value of SAR (measured) = 0.150 mW/g

### **Left Cheek Middle CH190/Zoom Scan (7x7x9)/Cube 0:** Measurement

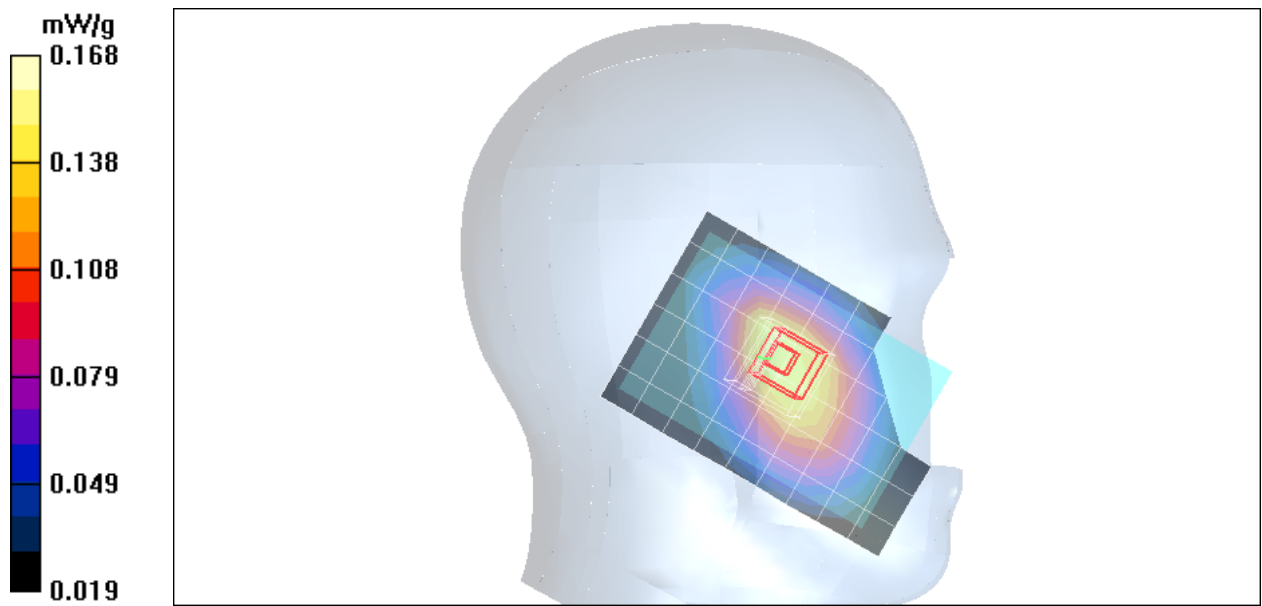
grid:  $dx=5$ mm,  $dy=5$ mm,  $dz=3$ mm

Reference Value = 5.45 V/m; Power Drift = -0.057 dB

Peak SAR (extrapolated) = 0.204 W/kg

**SAR(1 g) = 0.144 mW/g; SAR(10 g) = 0.105 mW/g**

Maximum value of SAR (measured) = 0.168 mW/g



Test Laboratory: Compliance Certification Services Inc.

## **GSM 835 -Left Head ROSE110 slide**

**DUT: ROSE110; Type: ROSE110; Serial: N/A**

Communication System: GSM 850; Frequency: 836.6 MHz; Duty Cycle: 1:8

Medium parameters used (interpolated):  $f = 836.6$  MHz;  $\sigma = 0.883$  mho/m;  $\epsilon_r = 41.1$ ;  $\rho = 1000$  kg/m<sup>3</sup>

Phantom section: Left Section

Air Temperature: 24.4 deg C; Liquid Temperature: 23.4 deg C

Area Scan Find Secondary Maximum Within 2dB and with a peak SAR value greater than 0.0012W/kg

### **DASY4 Configuration:**

- Probe: EX3DV4 - SN3552; ConvF(9.45, 9.45, 9.45);
- Sensor-Surface: 2.5mm (Mechanical Surface Detection)
- Electronics: DAE4 Sn905; Calibrated: 3/28/2008
- Phantom: SAM 34; Type: SAM V4.0; Serial: TP-1150
- Measurement SW: DASY4, V4.7 Build 55; Postprocessing SW: SEMCAD, V1.8 Build 176

### **Left Tilted Middle CH190/Area Scan (7x10x1):** Measurement grid:

$dx=15$ mm,  $dy=15$ mm

Maximum value of SAR (measured) = 0.080 mW/g

### **Left Tilted Middle CH190/Zoom Scan (7x7x9)/Cube 0:** Measurement

grid:  $dx=5$ mm,  $dy=5$ mm,  $dz=3$ mm

Reference Value = 7.08 V/m; Power Drift = -0.085 dB

Peak SAR (extrapolated) = 0.168 W/kg

**SAR(1 g) = 0.077 mW/g; SAR(10 g) = 0.043 mW/g**

Maximum value of SAR (measured) = 0.110 mW/g

### **Left Tilted Middle CH190/Zoom Scan (7x7x9)/Cube 1:** Measurement

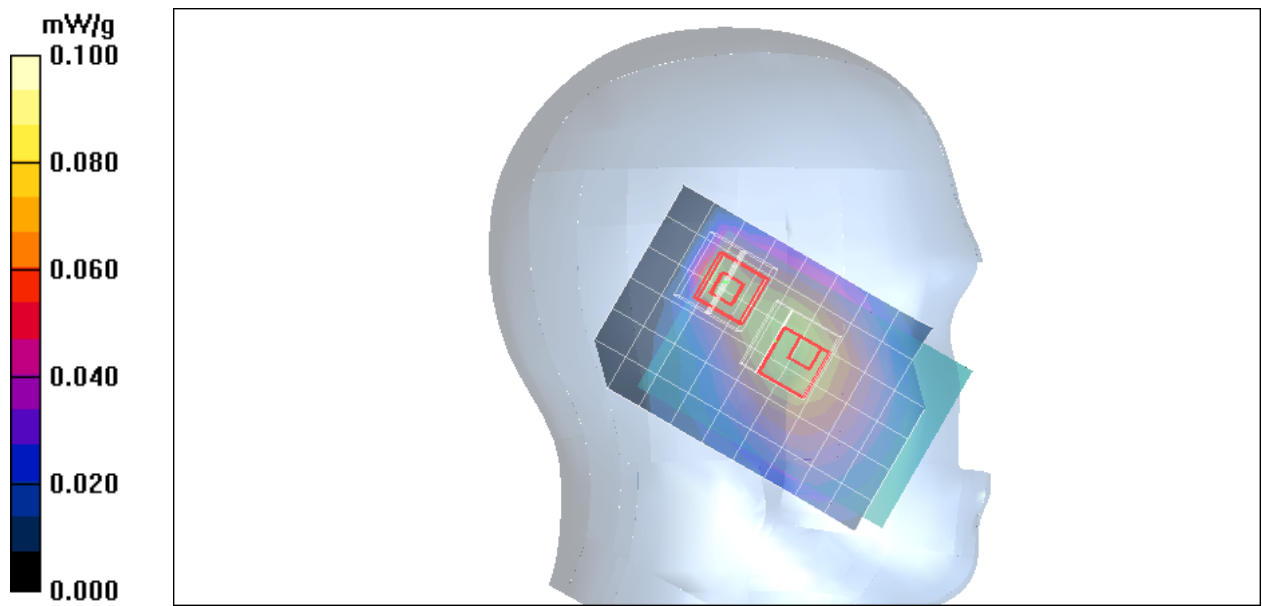
grid:  $dx=5$ mm,  $dy=5$ mm,  $dz=3$ mm

Reference Value = 7.08 V/m; Power Drift = -0.085 dB

Peak SAR (extrapolated) = 0.177 W/kg

**SAR(1 g) = 0.099 mW/g; SAR(10 g) = 0.059 mW/g**

Maximum value of SAR (measured) = 0.079 mW/g





Test Laboratory: Compliance Certification Services Inc.

## **GSM 835 -Right Head ROSE110 slide**

**DUT: ROSE110; Type: ROSE110; Serial: N/A**

Communication System: GSM 850; Frequency: 836.6 MHz; Duty Cycle: 1:8

Medium parameters used (interpolated):  $f = 836.6$  MHz;  $\sigma = 0.883$  mho/m;  $\epsilon_r = 41.1$ ;  $\rho = 1000$  kg/m<sup>3</sup>

Phantom section: Right Section

Air Temperature: 24.4 deg C; Liquid Temperature: 23.4 deg C

Area Scan Find Secondary Maximum Within 2dB and with a peak SAR value greater than 0.0012W/kg

**DASY4 Configuration:**

- Probe: EX3DV4 - SN3552; ConvF(9.45, 9.45, 9.45);
- Sensor-Surface: 2.5mm (Mechanical Surface Detection)
- Electronics: DAE4 Sn905; Calibrated: 3/28/2008
- Phantom: SAM 34; Type: SAM V4.0; Serial: TP-1150
- Measurement SW: DASY4, V4.7 Build 55; Postprocessing SW: SEMCAD, V1.8 Build 176

**Right Cheek Middle CH190/Area Scan (7x10x1):** Measurement grid:

$dx=15$ mm,  $dy=15$ mm

Maximum value of SAR (measured) = 0.121 mW/g

**Right Cheek Middle CH190/Zoom Scan (7x7x9)/Cube 0:** Measurement

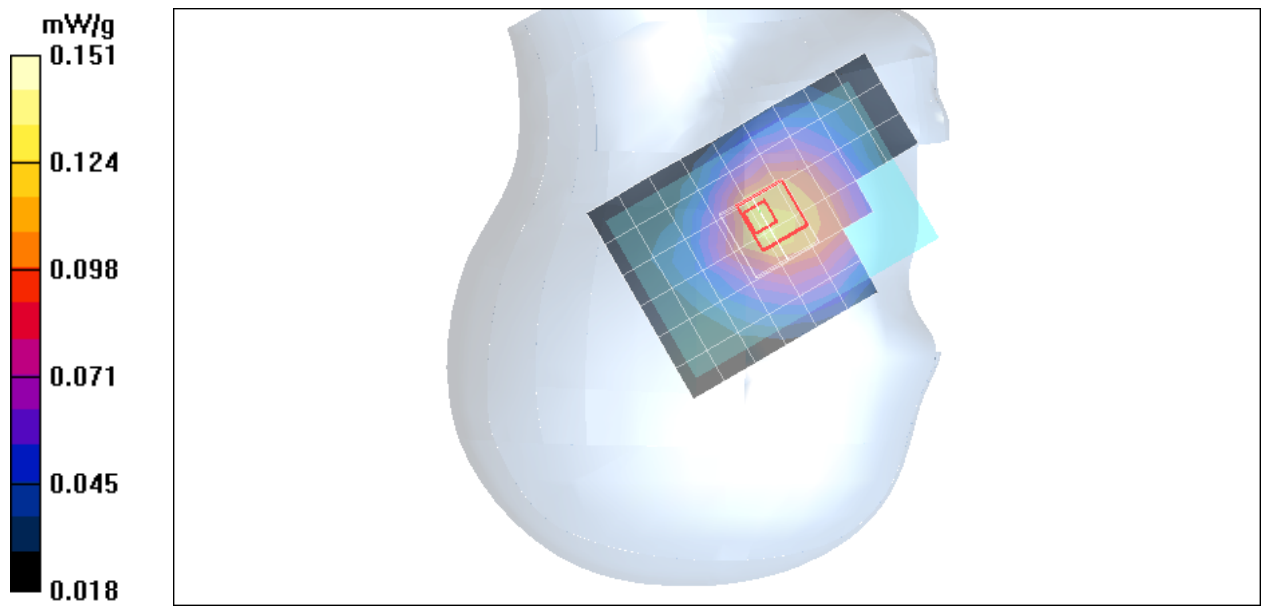
grid:  $dx=5$ mm,  $dy=5$ mm,  $dz=3$ mm

Reference Value = 5.41 V/m; Power Drift = -0.025 dB

Peak SAR (extrapolated) = 0.161 W/kg

**SAR(1 g) = 0.112 mW/g; SAR(10 g) = 0.083 mW/g**

Maximum value of SAR (measured) = 0.131 mW/g



Test Laboratory: Compliance Certification Services Inc.

## **GSM 835 -Right Head ROSE110 slide**

**DUT: ROSE110; Type: ROSE110; Serial: N/A**

Communication System: GSM 850; Frequency: 836.6 MHz; Duty Cycle: 1:8

Medium parameters used (interpolated):  $f = 836.6$  MHz;  $\sigma = 0.883$  mho/m;  $\epsilon_r = 41.1$ ;  $\rho = 1000$  kg/m<sup>3</sup>

Phantom section: Right Section

Air Temperature: 24.4 deg C; Liquid Temperature: 23.4 deg C

Area Scan Find Secondary Maximum Within 2dB and with a peak SAR value greater than 0.0012W/kg

**DASY4 Configuration:**

- Probe: EX3DV4 - SN3552; ConvF(9.45, 9.45, 9.45);
- Sensor-Surface: 2.5mm (Mechanical Surface Detection)
- Electronics: DAE4 Sn905; Calibrated: 3/28/2008
- Phantom: SAM 34; Type: SAM V4.0; Serial: TP-1150
- Measurement SW: DASY4, V4.7 Build 55; Postprocessing SW: SEMCAD, V1.8 Build 176

**Right Tilted Middle CH190/Area Scan (7x10x1):** Measurement grid:

$dx=15$ mm,  $dy=15$ mm

Maximum value of SAR (measured) = 0.078 mW/g

**Right Tilted Middle CH190/Zoom Scan (7x7x9)/Cube 0:** Measurement

grid:  $dx=5$ mm,  $dy=5$ mm,  $dz=3$ mm

Reference Value = 7.56 V/m; Power Drift = -0.097 dB

Peak SAR (extrapolated) = 0.087 W/kg

**SAR(1 g) = 0.071 mW/g; SAR(10 g) = 0.056 mW/g**

Maximum value of SAR (measured) = 0.086 mW/g

**Right Tilted Middle CH190/Zoom Scan (7x7x9)/Cube 1:** Measurement

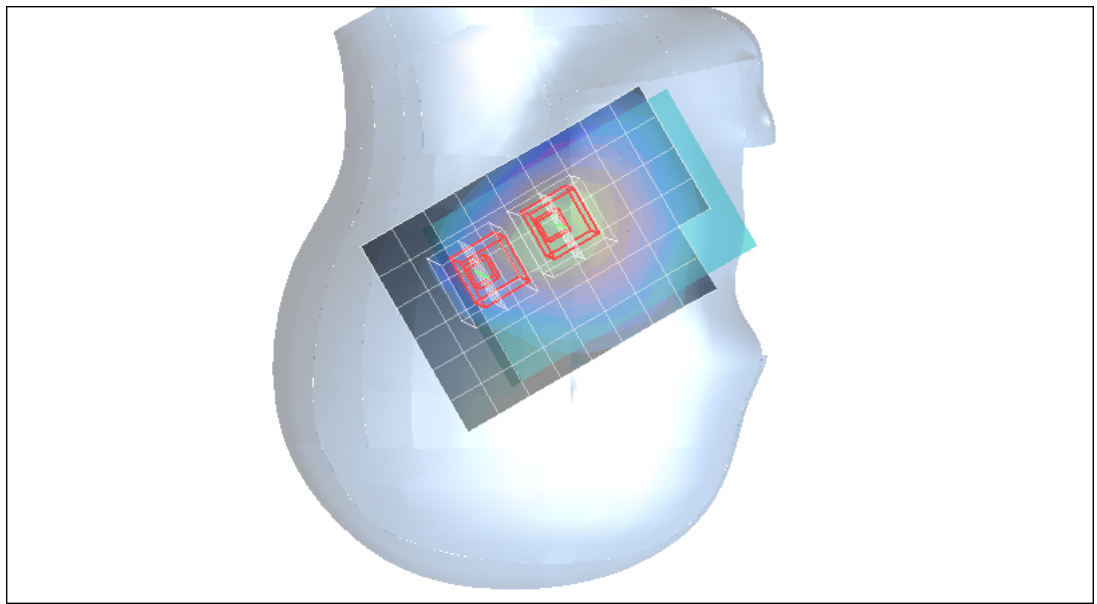
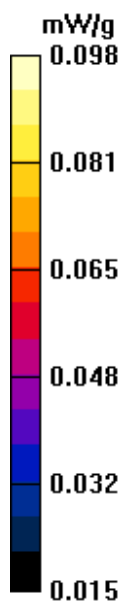
grid:  $dx=5$ mm,  $dy=5$ mm,  $dz=3$ mm

Reference Value = 7.56 V/m; Power Drift = 0.097 dB

Peak SAR (extrapolated) = 0.121 W/kg

**SAR(1 g) = 0.061 mW/g; SAR(10 g) = 0.040 mW/g**

Maximum value of SAR (measured) = 0.084 mW/g



Test Laboratory: Compliance Certification Services Inc.

## **GSM 1900 -Left Head ROSE110 slide**

**DUT: ROSE110; Type: ROSE110; Serial: N/A**

Communication System: PCS 1900; Frequency: 1880 MHz; Duty Cycle: 1:8

Medium parameters used (interpolated):  $f = 1880$  MHz;  $\sigma = 1.43$  mho/m;  $\epsilon_r = 39.3$ ;  $\rho = 1000$  kg/m<sup>3</sup>

Phantom section: Left Section

Air Temperature: 24.5 deg C; Liquid Temperature: 23.5 deg C

Area Scan Find Secondary Maximum Within 2dB and with a peak SAR value greater than 0.0012W/kg

**DASY4 Configuration:**

- Probe: EX3DV4 - SN3552; ConvF(7.67, 7.67, 7.67);
- Sensor-Surface: 2.5mm (Mechanical Surface Detection)
- Electronics: DAE4 Sn905; Calibrated: 3/28/2008
- Phantom: SAM 12; Type: SAM V4.0; Serial: TP-1150
- Measurement SW: DASY4, V4.7 Build 55; Postprocessing SW: SEMCAD, V1.8 Build 176

**Left Cheek Middle CH661/Area Scan (7x10x1):** Measurement grid:

$dx=15$ mm,  $dy=15$ mm

Maximum value of SAR (measured) = 0.220 mW/g

**Left Cheek Middle CH661/Zoom Scan (7x7x9)/Cube 0:** Measurement

grid:  $dx=5$ mm,  $dy=5$ mm,  $dz=3$ mm

Reference Value = 6.00 V/m; Power Drift = -0.013 dB

Peak SAR (extrapolated) = 0.308 W/kg

**SAR(1 g) = 0.204 mW/g; SAR(10 g) = 0.127 mW/g**

Maximum value of SAR (measured) = 0.250 mW/g

**Left Cheek Middle CH661/Zoom Scan (7x7x9)/Cube 1:** Measurement

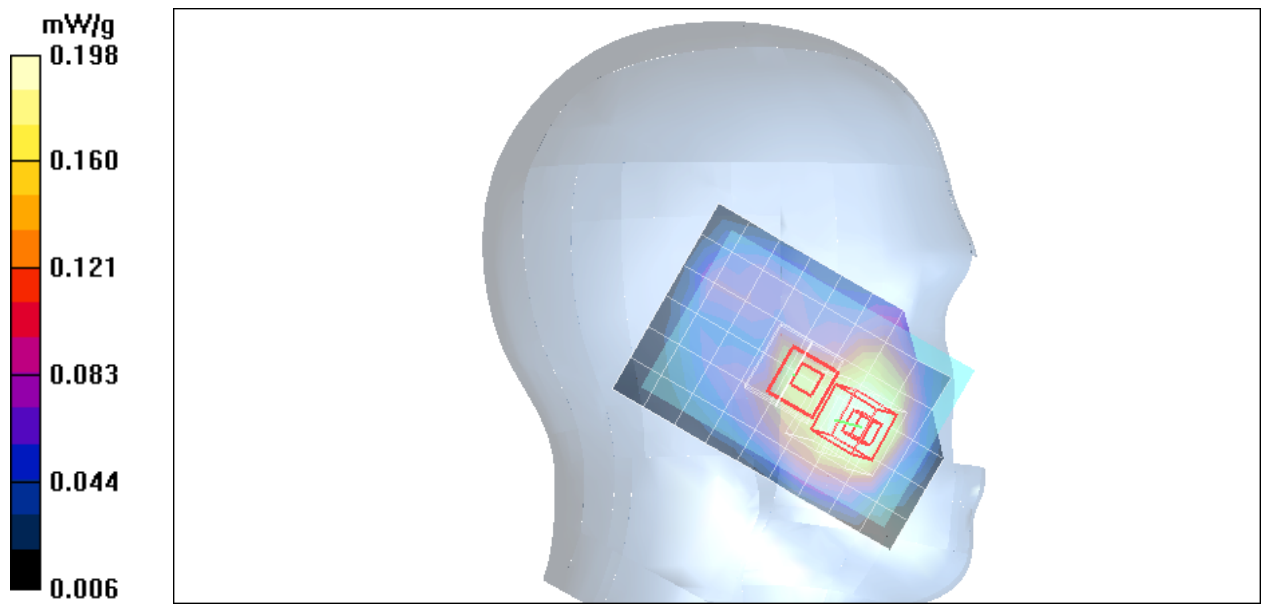
grid:  $dx=5$ mm,  $dy=5$ mm,  $dz=3$ mm

Reference Value = 6.00 V/m; Power Drift = -0.013 dB

Peak SAR (extrapolated) = 0.233 W/kg

**SAR(1 g) = 0.143 mW/g; SAR(10 g) = 0.092 mW/g**

Maximum value of SAR (measured) = 0.178 mW/g



Test Laboratory: Compliance Certification Services Inc.

## **GSM 1900 -Left Head ROSE110 slide**

**DUT: ROSE110; Type: ROSE110; Serial: N/A**

Communication System: PCS 1900; Frequency: 1880 MHz; Duty Cycle: 1:8

Medium parameters used (interpolated):  $f = 1880$  MHz;  $\sigma = 1.43$  mho/m;  $\epsilon_r = 39.3$ ;  $\rho = 1000$  kg/m<sup>3</sup>

Phantom section: Left Section

Air Temperature: 24.5 deg C; Liquid Temperature: 23.5 deg C

Area Scan Find Secondary Maximum Within 2dB and with a peak SAR value greater than 0.0012W/kg

**DASY4 Configuration:**

- Probe: EX3DV4 - SN3552; ConvF(7.67, 7.67, 7.67);
- Sensor-Surface: 2.5mm (Mechanical Surface Detection)
- Electronics: DAE4 Sn905; Calibrated: 3/28/2008
- Phantom: SAM 12; Type: SAM V4.0; Serial: TP-1150
- Measurement SW: DASY4, V4.7 Build 55; Postprocessing SW: SEMCAD, V1.8 Build 176

**Left Tilted Middle CH661/Area Scan (7x9x1):** Measurement grid: dx=15mm, dy=15mm

Maximum value of SAR (measured) = 0.112 mW/g

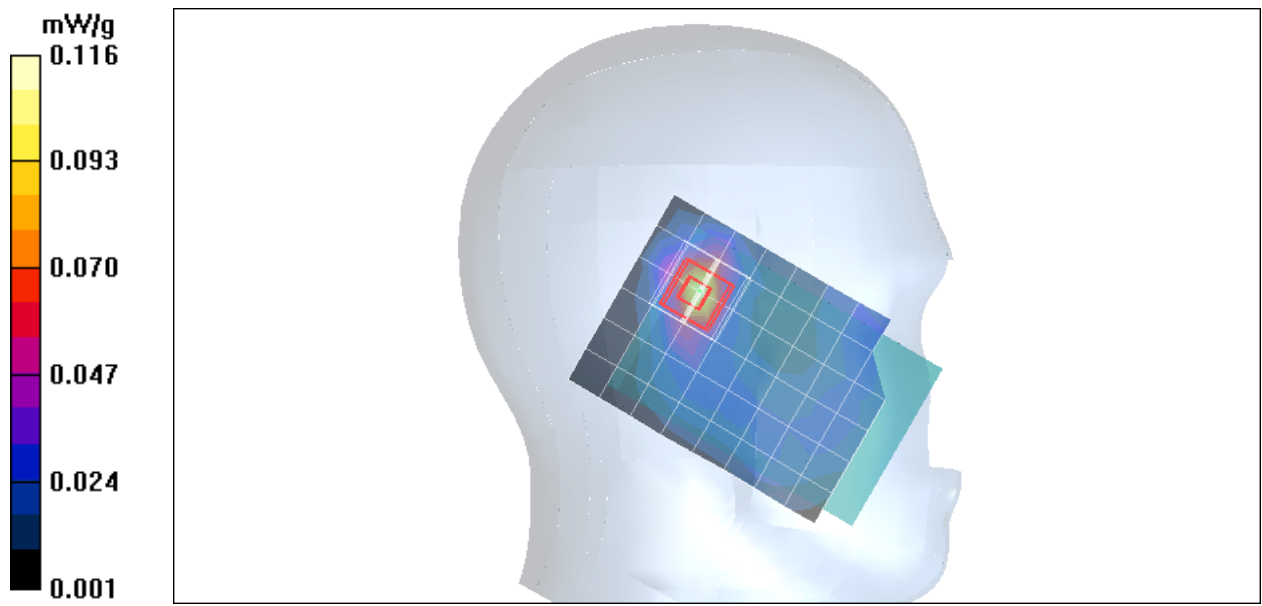
**Left Tilted Middle CH661/Zoom Scan (7x7x9)/Cube 0:** Measurement grid: dx=5mm, dy=5mm, dz=3mm

Reference Value = 6.79 V/m; Power Drift = -0.031 dB

Peak SAR (extrapolated) = 0.150 W/kg

**SAR(1 g) = 0.087 mW/g; SAR(10 g) = 0.046 mW/g**

Maximum value of SAR (measured) = 0.116 mW/g





Test Laboratory: Compliance Certification Services Inc.

## **GSM 1900 -Right Head ROSE110 slide**

**DUT: ROSE110; Type: ROSE110; Serial: N/A**

Communication System: PCS 1900; Frequency: 1880 MHz; Duty Cycle: 1:8

Medium parameters used (interpolated):  $f = 1880$  MHz;  $\sigma = 1.43$  mho/m;  $\epsilon_r = 39.3$ ;  $\rho = 1000$  kg/m<sup>3</sup>

Phantom section: Right Section

Air Temperature: 24.5 deg C; Liquid Temperature: 23.5 deg C

Area Scan Find Secondary Maximum Within 2dB and with a peak SAR value greater than 0.0012W/kg

**DASY4 Configuration:**

- Probe: EX3DV4 - SN3552; ConvF(7.67, 7.67, 7.67);
- Sensor-Surface: 2.5mm (Mechanical Surface Detection)
- Electronics: DAE4 Sn905; Calibrated: 3/28/2008
- Phantom: SAM 12; Type: SAM V4.0; Serial: TP-1150
- Measurement SW: DASY4, V4.7 Build 55; Postprocessing SW: SEMCAD, V1.8 Build 176

**Right Cheek Middle CH661/Area Scan (7x10x1):** Measurement grid:

$dx=15$ mm,  $dy=15$ mm

Maximum value of SAR (measured) = 0.175 mW/g

**Right Cheek Middle CH661/Zoom Scan (7x7x9)/Cube 0:** Measurement

grid:  $dx=5$ mm,  $dy=5$ mm,  $dz=3$ mm

Reference Value = 4.54 V/m; Power Drift = -0.024 dB

Peak SAR (extrapolated) = 0.227 W/kg

**SAR(1 g) = 0.155 mW/g; SAR(10 g) = 0.102 mW/g**

Maximum value of SAR (measured) = 0.188 mW/g

**Right Cheek Middle CH661/Zoom Scan (7x7x9)/Cube 1:** Measurement

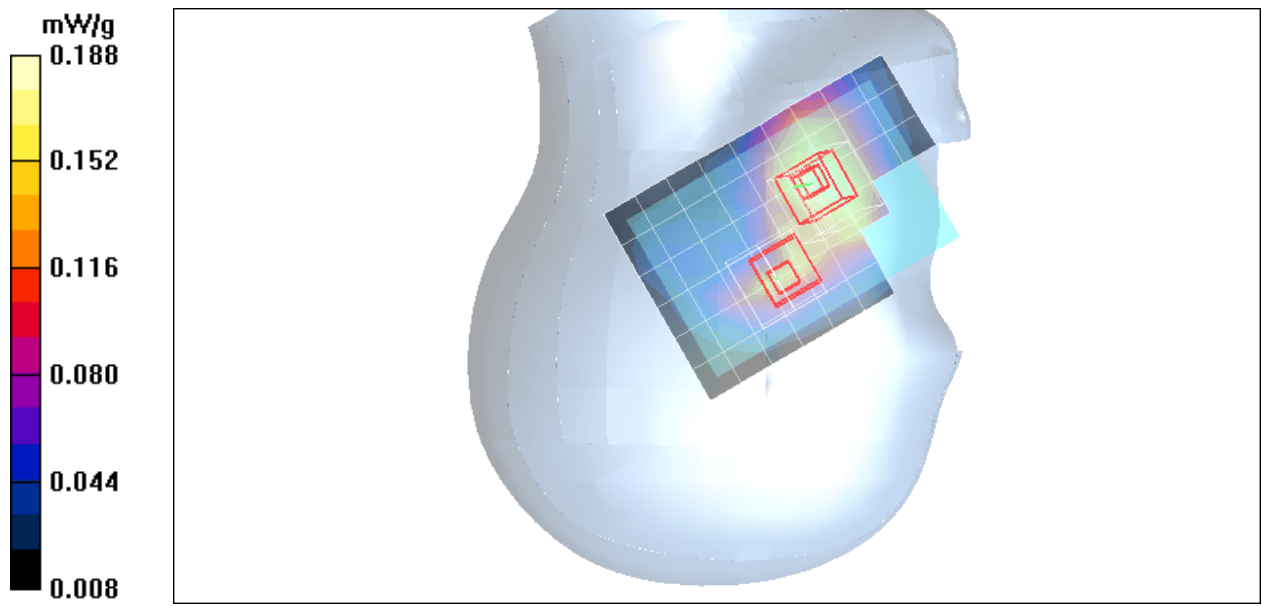
grid:  $dx=5$ mm,  $dy=5$ mm,  $dz=3$ mm

Reference Value = 4.54 V/m; Power Drift = -0.024 dB

Peak SAR (extrapolated) = 0.188 W/kg

**SAR(1 g) = 0.126 mW/g; SAR(10 g) = 0.079 mW/g**

Maximum value of SAR (measured) = 0.153 mW/g



Test Laboratory: Compliance Certification Services Inc.

## **GSM 1900 -Right Head ROSE110 slide**

**DUT: ROSE110; Type: ROSE110; Serial: N/A**

Communication System: PCS 1900; Frequency: 1880 MHz; Duty Cycle: 1:8

Medium parameters used (interpolated):  $f = 1880$  MHz;  $\sigma = 1.43$  mho/m;  $\epsilon_r = 39.3$ ;  $\rho = 1000$  kg/m<sup>3</sup>

Phantom section: Right Section

Air Temperature: 24.5 deg C; Liquid Temperature: 23.5 deg C

Area Scan Find Secondary Maximum Within 2dB and with a peak SAR value greater than 0.0012W/kg

**DASY4 Configuration:**

- Probe: EX3DV4 - SN3552; ConvF(7.67, 7.67, 7.67);
- Sensor-Surface: 2.5mm (Mechanical Surface Detection)
- Electronics: DAE4 Sn905; Calibrated: 3/28/2008
- Phantom: SAM 12; Type: SAM V4.0; Serial: TP-1150
- Measurement SW: DASY4, V4.7 Build 55; Postprocessing SW: SEMCAD, V1.8 Build 176

**Right Tilted Middle CH661/Area Scan (7x10x1):** Measurement grid:

$dx=15$ mm,  $dy=15$ mm

Maximum value of SAR (measured) = 0.058 mW/g

**Right Tilted Middle CH661/Zoom Scan (7x7x9)/Cube 0:** Measurement

grid:  $dx=5$ mm,  $dy=5$ mm,  $dz=3$ mm

Reference Value = 5.34 V/m; Power Drift = -0.042 dB

Peak SAR (extrapolated) = 0.071 W/kg

**SAR(1 g) = 0.047 mW/g; SAR(10 g) = 0.031 mW/g**

Maximum value of SAR (measured) = 0.055 mW/g

**Right Tilted Middle CH661/Zoom Scan (7x7x9)/Cube 1:** Measurement

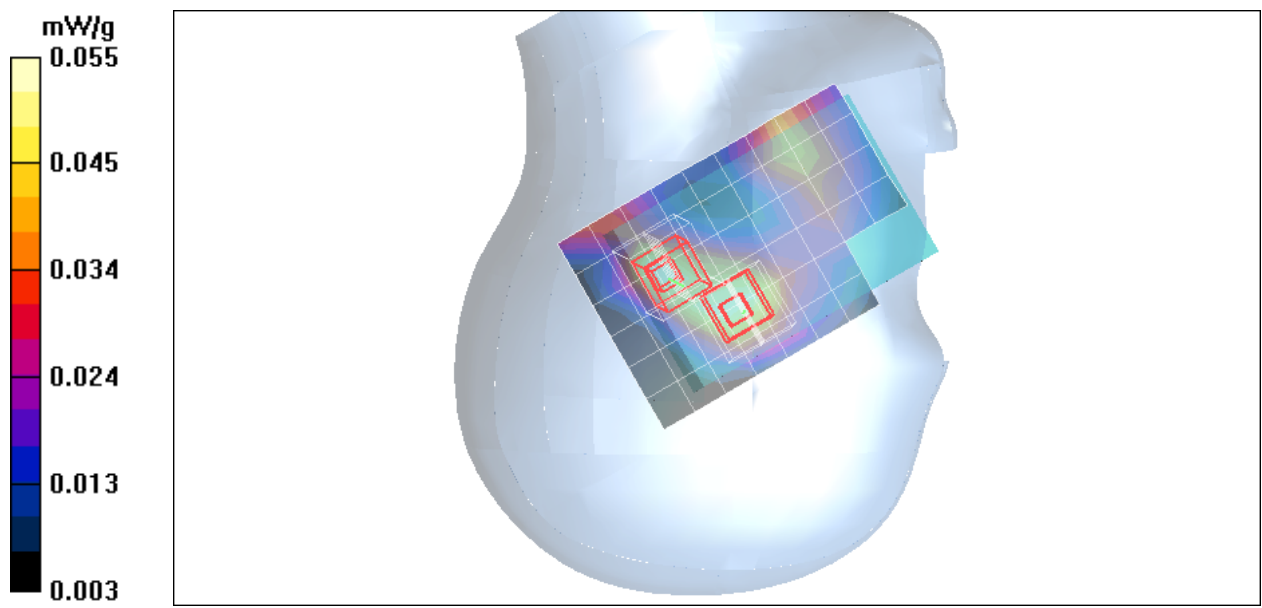
grid:  $dx=5$ mm,  $dy=5$ mm,  $dz=3$ mm

Reference Value = 5.34 V/m; Power Drift = -0.042 dB

Peak SAR (extrapolated) = 0.078 W/kg

**SAR(1 g) = 0.049 mW/g; SAR(10 g) = 0.029 mW/g**

Maximum value of SAR (measured) = 0.061 mW/g



Test Laboratory: Compliance Certification Services Inc.

## **GSM 835-Body ROSE110**

**DUT: ROSE110; Type: ROSE110; Serial: N/A**

Communication System: GSM 850; Frequency: 836.6 MHz; Duty Cycle: 1:8

Medium parameters used (interpolated):  $f = 836.6$  MHz;  $\sigma = 0.942$  mho/m;  $\epsilon_r = 54.1$ ;  $\rho = 1000$  kg/m<sup>3</sup>

Phantom section: Flat Section

Air Temperature: 24.6 deg C; Liquid Temperature: 23.6 deg C

Area Scan Find Secondary Maximum Within 2dB and with a peak SAR value greater than 0.0012W/kg

**DASY4 Configuration:**

- Probe: EX3DV4 - SN3552; ConvF(9.14, 9.14, 9.14);
- Sensor-Surface: 2.5mm (Mechanical Surface Detection)
- Electronics: DAE4 Sn905; Calibrated: 3/28/2008
- Phantom: SAM 34; Type: SAM V4.0; Serial: TP-1150
- Measurement SW: DASY4, V4.7 Build 55; Postprocessing SW: SEMCAD, V1.8 Build 176

**GSM Body Face Up Middle CH190/Area Scan (6x10x1):** Measurement

grid: dx=15mm, dy=15mm

Maximum value of SAR (measured) = 0.216 mW/g

**GSM Body Face Up Middle CH190/Zoom Scan (7x7x9)/Cube 0:**

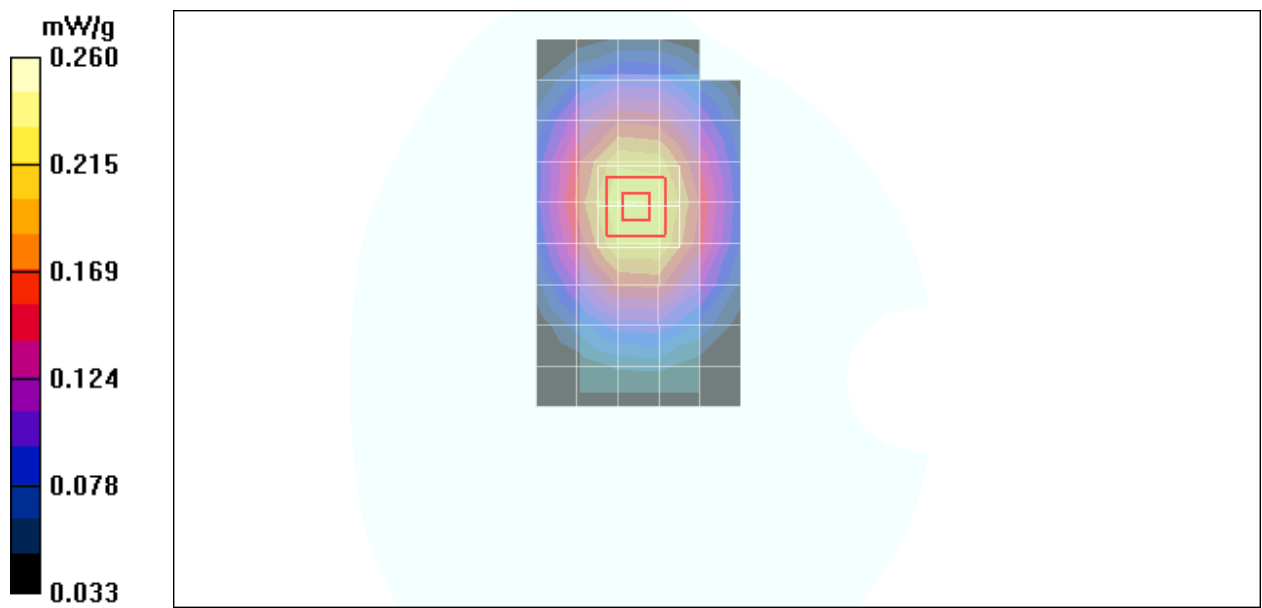
Measurement grid: dx=5mm, dy=5mm, dz=3mm

Reference Value = 6.62 V/m; Power Drift = -0.069 dB

Peak SAR (extrapolated) = 0.249 W/kg

**SAR(1 g) = 0.193 mW/g; SAR(10 g) = 0.144 mW/g**

Maximum value of SAR (measured) = 0.220 mW/g



Test Laboratory: Compliance Certification Services Inc.

## **GSM 835-Body ROSE110**

**DUT: ROSE110; Type: ROSE110; Serial: N/A**

Communication System: GSM 850; Frequency: 836.6 MHz; Duty Cycle: 1:8

Medium parameters used (interpolated):  $f = 836.6$  MHz;  $\sigma = 0.942$  mho/m;  $\epsilon_r = 54.1$ ;  $\rho = 1000$  kg/m<sup>3</sup>

Phantom section: Flat Section

Air Temperature: 24.6 deg C; Liquid Temperature: 23.6 deg C

Area Scan Find Secondary Maximum Within 2dB and with a peak SAR value greater than 0.0012W/kg

**DASY4 Configuration:**

- Probe: EX3DV4 - SN3552; ConvF(9.14, 9.14, 9.14);
- Sensor-Surface: 2.5mm (Mechanical Surface Detection)
- Electronics: DAE4 Sn905; Calibrated: 3/28/2008
- Phantom: SAM 34; Type: SAM V4.0; Serial: TP-1150
- Measurement SW: DASY4, V4.7 Build 55; Postprocessing SW: SEMCAD, V1.8 Build 176

## **GSM Body Face Down Middle CH190/Area Scan (6x10x1):**

Measurement grid: dx=15mm, dy=15mm

Maximum value of SAR (measured) = 0.302 mW/g

## **GSM Body Face Down Middle CH190/Zoom Scan (7x7x9)/Cube**

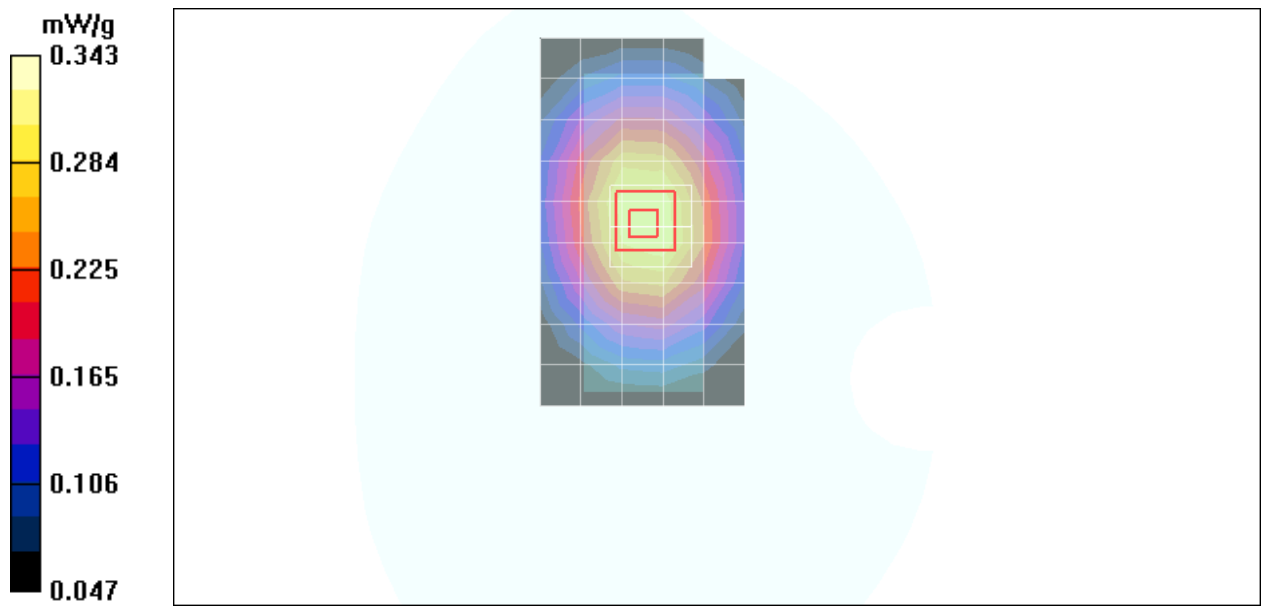
**0:** Measurement grid: dx=5mm, dy=5mm, dz=3mm

Reference Value = 9.11 V/m; Power Drift = -0.071 dB

Peak SAR (extrapolated) = 0.338 W/kg

**SAR(1 g) = 0.269 mW/g; SAR(10 g) = 0.201 mW/g**

Maximum value of SAR (measured) = 0.303 mW/g





Test Laboratory: Compliance Certification Services Inc.

## **GPRS 835-Body ROSE110**

**DUT: ROSE110; Type: ROSE110; Serial: N/A**

Communication System: GPRS 850; Frequency: 836.6 MHz; Duty Cycle: 1:4

Medium parameters used (interpolated):  $f = 836.6$  MHz;  $\sigma = 0.942$  mho/m;  $\epsilon_r = 54.1$ ;  $\rho = 1000$  kg/m<sup>3</sup>

Phantom section: Flat Section

Air Temperature: 24.6 deg C; Liquid Temperature: 23.6 deg C

Area Scan Find Secondary Maximum Within 2dB and with a peak SAR value greater than 0.0012W/kg

**DASY4 Configuration:**

- Probe: EX3DV4 - SN3552; ConvF(9.14, 9.14, 9.14);
- Sensor-Surface: 2.5mm (Mechanical Surface Detection)
- Electronics: DAE4 Sn905; Calibrated: 3/28/2008
- Phantom: SAM 34; Type: SAM V4.0; Serial: TP-1150
- Measurement SW: DASY4, V4.7 Build 55; Postprocessing SW: SEMCAD, V1.8 Build 176

## **GPRS Body Face Up Middle CH190/Area Scan (6x10x1):**

Measurement grid: dx=15mm, dy=15mm

Maximum value of SAR (measured) = 0.424 mW/g

## **GPRS Body Face Up Middle CH190/Zoom Scan (7x7x9)/Cube 0:**

Measurement grid: dx=5mm, dy=5mm, dz=3mm

Reference Value = 9.90 V/m; Power Drift = -0.008 dB

Peak SAR (extrapolated) = 0.471 W/kg

**SAR(1 g) = 0.386 mW/g; SAR(10 g) = 0.291 mW/g**

Maximum value of SAR (measured) = 0.432 mW/g

