

PHOTOGRAPHS OF THE TEST CONFIGURATION
CONDUCTED EMISSION TEST
(For WLAN 2.4GHz)
TEST MODE A & C



TEST MODE B



CONDUCTED EMISSION TEST
(For BT)

TEST MODE A & C




TEST MODE B




RADIATED EMISSION TEST (For WLAN 2.4GHz)

TEST MODE A & C





TEST MODE B




RADIATED EMISSION TEST

(For BT)


TEST MODE A & C





TEST MODE B



(For PART 22)




(For PART 24)




(SAR Test Set Up Photos)

A. RIGHT HEAD POSITION:



B. LEFT HEAD POSITION:



C. BODY POSITION:



FRONT (SLIDER OFF)




FRONT (SLIDER OFF)



FRONT (SLIDER ON)



FRONT (SLIDER ON)



DESCRIPTION OF ANTENNA LOCATION