


## PHOTOGRAPHS OF THE TEST CONFIGURATION



### CONDUCTED EMISSION TEST





A D T


## RADIATED EMISSION TEST (For WLAN 2.4GHz)





A D T

RADIATED EMISSION TEST  
(For WLAN 5GHz)  
(5180-5240MHz & 5500-5700MHz)







A D T

## RADIATED EMISSION TEST

(For WLAN 5GHz)



(5260-5320MHz)




# RADIATED EMISSION TEST

(For WLAN 5GHz)

(5745-5805MHz)





# RADIATED EMISSION TEST (For Bluetooth EDR)




# RADIATED EMISSION TEST

(For Bluetooth LE 4.0)



### (DFS)

Set UUT as Client without radar detection mode (Radar injected into Master)








A D T

(WWAN)

(PART 22)



RADIATED EMISSION TEST  
(GSM & EDGE & WCDMA)





A D T



# RADIATED EMISSION TEST (LTE)





A D T


### ERP POWER TEST (GSM & EDGE & WCDMA)





A D T

# ERP POWER TEST (LTE)







A D T

(PART 24)



RADIATED EMISSION TEST  
(GSM & EDGE & WCDMA)





A D T



# RADIATED EMISSION TEST (LTE)





A D T



### EIRP POWER TEST (GSM & EDGE & WCDMA)





A D T

# EIRP POWER TEST (LTE)









A D T

(PART 27)



### RADIATED EMISSION TEST





A D T

### ERP POWER TEST (LTE BAND 17)





A D T

### EIRP POWER TEST (LTE BAND 4)

