


## PHOTOGRAPHS OF THE TEST CONFIGURATION



### CONDUCTED EMISSION TEST







A D T

## RADIATED EMISSION TEST (For WLAN 2.4GHz)





RADIATED EMISSION TEST  
(For WLAN 5GHz)  
(5180-5240MHz & 5500-5700MHz)





A D T

RADIATED EMISSION TEST  
(For WLAN 5GHz)  
(5260-5320MHz)







A D T

## RADIATED EMISSION TEST

(For WLAN 5GHz)


(5745-5805MHz)






A D T

## RADIATED EMISSION TEST (For Bluetooth EDR)




## RADIATED EMISSION TEST

(For Bluetooth LE 4.0)



**(DFS)**

**Set UUT as Client without radar detection mode (Radar injected into Master)**









A D T

(WWAN)

(PART 22)



### RADIATED EMISSION TEST





A D T

### ERP POWER TEST







A D T

(PART 24)



RADIATED EMISSION TEST





A D T

### EIRP POWER TEST







A D T

(PART 27)

RADIATED EMISSION TEST





A D T

### EIRP POWER TEST

