




Appendix D. Photographs of EUT and Setup

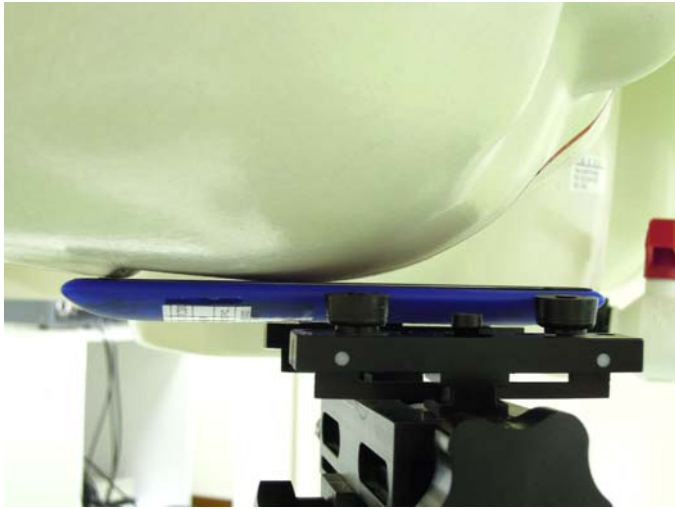
FCC SAR Test Report

<Photographs of EUT>




FCC SAR Test Report


<Photographs of SAR Setup>




Right Cheek




Right Tilted



Left Cheek



Left Tilted




Front Face of EUT with 1 cm Gap
(Body-Worn Mode)




Rear Face of EUT with 1 cm Gap
(Body-Worn Mode)

FCC SAR Test Report



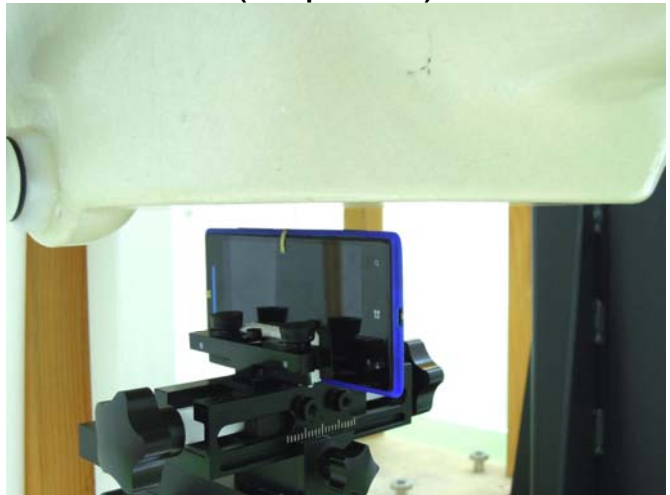
**Front Face of EUT with 1 cm Gap
(Hotspot Mode)**




**Rear Face of EUT with 1 cm Gap
(Hotspot Mode)**



**Left Side of EUT with 1 cm Gap
(Hotspot Mode)**



**Right Side of EUT with 1 cm Gap
(Hotspot Mode)**



**Top Side of EUT with 1 cm Gap
(Hotspot Mode)**



**Bottom Side of EUT with 1 cm Gap
(Hotspot Mode)**