

Appendix A. Setup Photographs

<Conducted Emission>


Mode 1




<Radiated Emission>

<Sample 1>

LF




HF



<Radiated Emission>

<Sample 2>

LF



HF

