

HAC_E_Dipole_835_120215

DUT: Dipole 835 MHz

Communication System: CW; Frequency: 835 MHz; Duty Cycle: 1:1

Medium: Air Medium parameters used: $\sigma = 0$ mho/m, $\epsilon_r = 1$; $\rho = 1000$ kg/m³

Ambient Temperature : 22.3 °C

DASY4 Configuration:

- Probe: ER3DV6 - SN2358; ConvF(1, 1, 1); Calibrated: 2012/1/26
- Sensor-Surface: (Fix Surface)
- Electronics: DAE3 Sn495; Calibrated: 2011/4/28
- Phantom: HAC Test Arch with AMCC; Type: SD HAC P01 BA
- Measurement SW: DASY4, V4.7 Build 80; Postprocessing SW: SEMCAD, V1.8 Build 186

E Scan - measurement distance from the probe sensor center to CD835 Dipole = 10mm/Hearing Aid Compatibility Test (41x361x1): Measurement grid: dx=5mm, dy=5mm

Maximum value of peak Total field = 174.2 V/m

Probe Modulation Factor = 1.00

Device Reference Point: 0.000, 0.000, -6.30 mm

Reference Value = 126.6 V/m; Power Drift = -0.035 dB

Average value of Total=(174.2+170.8) / 2 = 172.5 V/m

Peak E-field in V/m

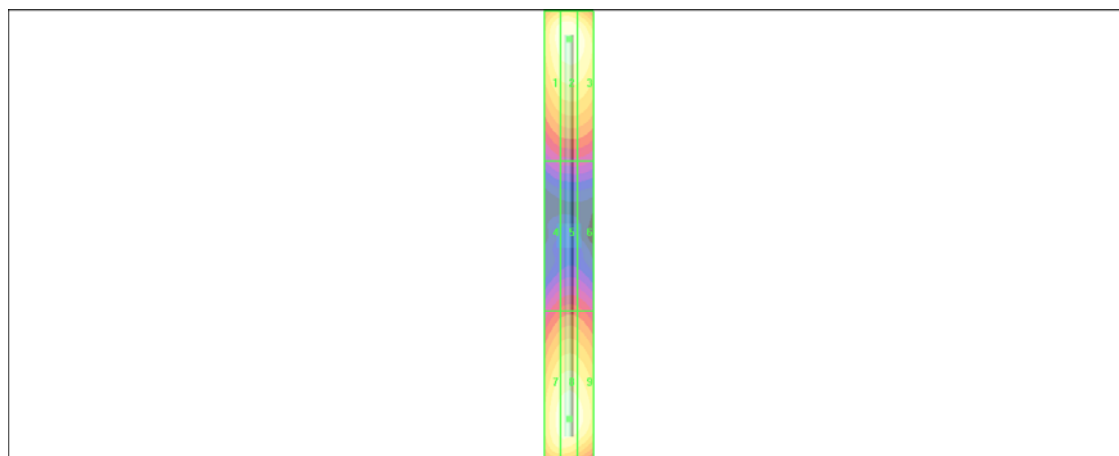
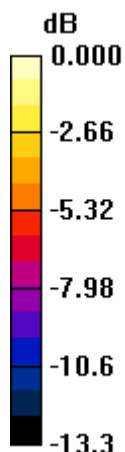
Grid 1 168.0 M4	Grid 2 174.2 M4	Grid 3 169.1 M4
Grid 4 87.8 M4	Grid 5 91.1 M4	Grid 6 89.2 M4
Grid 7 165.5 M4	Grid 8 170.8 M4	Grid 9 165.6 M4

Cursor:

Total = 174.2 V/m

E Category: M4

Location: 0, -79, 4.7 mm



0 dB = 174.2V/m

HAC_E_Dipole_835_120302

DUT: Dipole 835 MHz

Communication System: CW; Frequency: 835 MHz; Duty Cycle: 1:1

Medium: Air Medium parameters used: $\sigma = 0$ mho/m, $\epsilon_r = 1$; $\rho = 1000$ kg/m³

Ambient Temperature : 22.6 °C

DASY4 Configuration:

- Probe: ER3DV6 - SN2358; ConvF(1, 1, 1); Calibrated: 2012/1/26
- Sensor-Surface: (Fix Surface)
- Electronics: DAE4 Sn778; Calibrated: 2011/11/22
- Phantom: HAC Test Arch with AMCC; Type: SD HAC P01 BA
- Measurement SW: DASY4, V4.7 Build 80; Postprocessing SW: SEMCAD, V1.8 Build 186

E Scan - measurement distance from the probe sensor center to CD835 Dipole = 10mm/Hearing Aid Compatibility Test (41x361x1): Measurement grid: dx=5mm, dy=5mm

Maximum value of peak Total field = 166.2 V/m

Probe Modulation Factor = 1.00

Reference Value = 121.5 V/m; Power Drift = 0.008 dB

Average value of Total=(165.9+166.2) / 2 = 166.05 V/m

Peak E-field in V/m

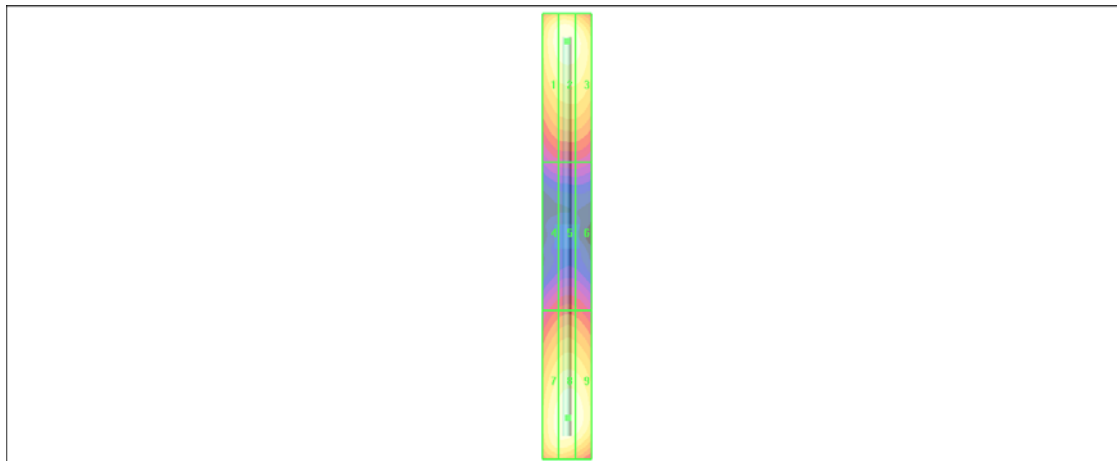
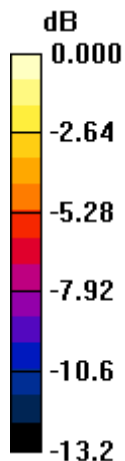
Grid 1 160.5 M4	Grid 2 165.9 M4	Grid 3 158.9 M4
Grid 4 84.1 M4	Grid 5 87.7 M4	Grid 6 85.5 M4
Grid 7 158.8 M4	Grid 8 166.2 M4	Grid 9 163.1 M4

Cursor:

Total = 166.2 V/m

E Category: M4

Location: -0.5, 73.5, 4.7 mm



0 dB = 166.2V/m

HAC_E_Dipole_1880_120215

DUT: HAC Dipole 1880 MHz

Communication System: CW; Frequency: 1880 MHz; Duty Cycle: 1:1

Medium: Air Medium parameters used: $\sigma = 0$ mho/m, $\epsilon_r = 1$; $\rho = 1000$ kg/m³

Ambient Temperature : 22.3 °C

DASY4 Configuration:

- Probe: ER3DV6 - SN2358; ConvF(1, 1, 1); Calibrated: 2012/1/26
- Sensor-Surface: (Fix Surface)
- Electronics: DAE3 Sn495; Calibrated: 2011/4/28
- Phantom: HAC Test Arch with AMCC; Type: SD HAC P01 BA;
- Measurement SW: DASY4, V4.7 Build 80; Postprocessing SW: SEMCAD, V1.8 Build 186

E Scan - measurement distance from the probe sensor center to CD1880 Dipole = 10mm/Hearing Aid Compatibility Test (41x181x1): Measurement grid: dx=5mm, dy=5mm

Maximum value of peak Total field = 143.0 V/m

Probe Modulation Factor = 1.00

Device Reference Point: 0.000, 0.000, -6.30 mm

Reference Value = 145.4 V/m; Power Drift = -0.027 dB

Average value of Total=(143+143) / 2 = 143 V/m

Peak E-field in V/m

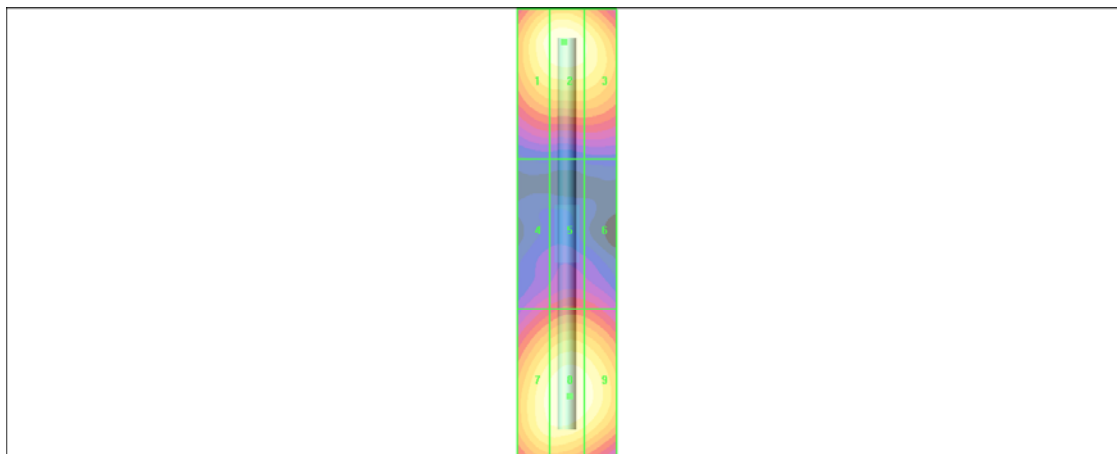
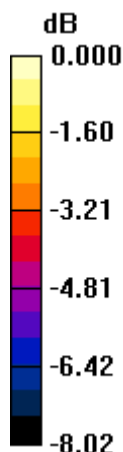
Grid 1 138.8 M2	Grid 2 143.0 M2	Grid 3 136.0 M2
Grid 4 89.4 M3	Grid 5 95.2 M3	Grid 6 93.3 M3
Grid 7 138.2 M2	Grid 8 143.0 M2	Grid 9 139.6 M2

Cursor:

Total = 143.0 V/m

E Category: M2

Location: 0.5, -38.5, 4.7 mm



0 dB = 143.0V/m

HAC_E_Dipole_1880_120302

DUT: HAC Dipole 1880 MHz

Communication System: CW; Frequency: 1880 MHz; Duty Cycle: 1:1

Medium: Air Medium parameters used: $\sigma = 0$ mho/m, $\epsilon_r = 1$; $\rho = 1000$ kg/m³

Ambient Temperature : 22.6 °C

DASY4 Configuration:

- Probe: ER3DV6 - SN2358; ConvF(1, 1, 1); Calibrated: 2012/1/26
- Sensor-Surface: (Fix Surface)
- Electronics: DAE4 Sn778; Calibrated: 2011/11/22
- Phantom: HAC Test Arch with AMCC; Type: SD HAC P01 BA;
- Measurement SW: DASY4, V4.7 Build 80; Postprocessing SW: SEMCAD, V1.8 Build 186

E Scan - measurement distance from the probe sensor center to CD1880 Dipole = 10mm/Hearing Aid Compatibility Test (41x181x1): Measurement grid: dx=5mm, dy=5mm

Maximum value of peak Total field = 130.5 V/m

Probe Modulation Factor = 1.00

Reference Value = 132.5 V/m; Power Drift = 0.005 dB

Average value of Total=(130.5+130.5) / 2 = 130.5 V/m

Peak E-field in V/m

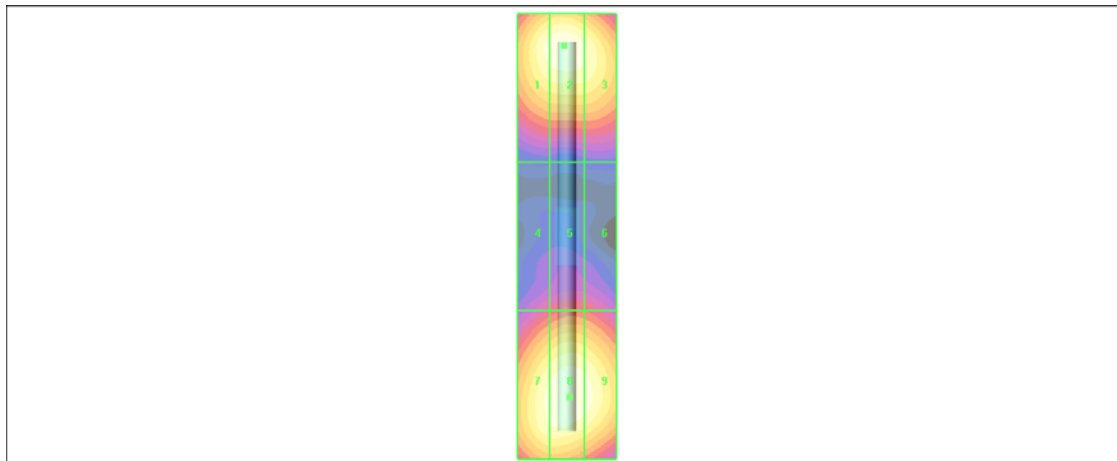
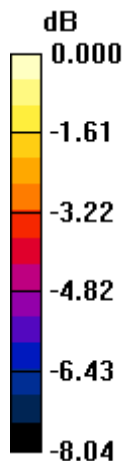
Grid 1 126.8 M2	Grid 2 130.5 M2	Grid 3 124.3 M2
Grid 4 81.5 M3	Grid 5 86.7 M3	Grid 6 85.0 M3
Grid 7 126.1 M2	Grid 8 130.5 M2	Grid 9 127.4 M2

Cursor:

Total = 130.5 V/m

E Category: M2

Location: 0.5, -38.5, 4.7 mm



0 dB = 130.5V/m

HAC_H_Dipole_835_120215

DUT: HAC-Dipole 835 MHz

Communication System: CW; Frequency: 835 MHz; Duty Cycle: 1:1
 Medium: Air Medium parameters used: $\sigma = 0$ mho/m, $\epsilon_r = 1$; $\rho = 1$ kg/m³
 Ambient Temperature : 22.3 °C

DASY4 Configuration:

- Probe: H3DV6 - SN6184; ; Calibrated: 2012/1/26
- Sensor-Surface: (Fix Surface)
- Electronics: DAE3 Sn495; Calibrated: 2011/4/28
- Phantom: HAC Test Arch with AMCC; Type: SD HAC P01 BA;
- Measurement SW: DASY4, V4.7 Build 80; Postprocessing SW: SEMCAD, V1.8 Build 186

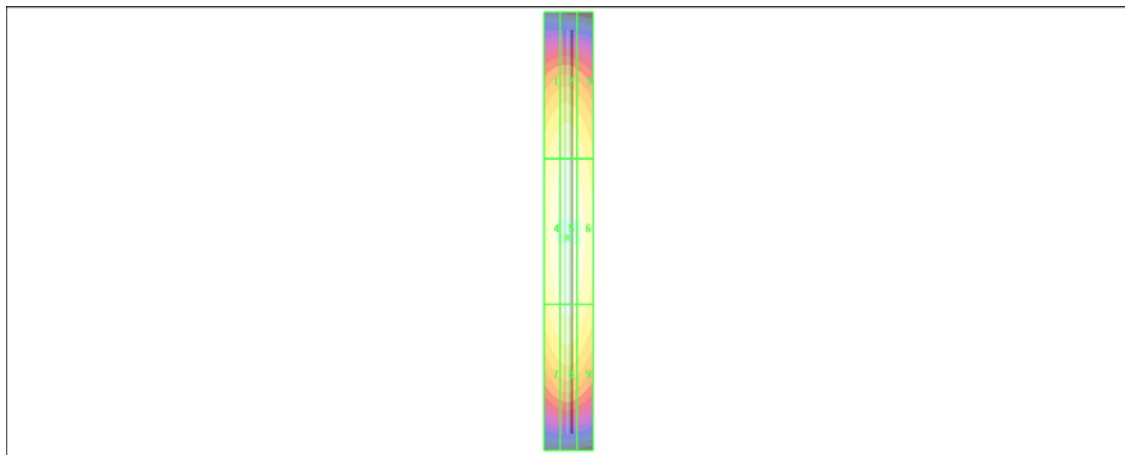
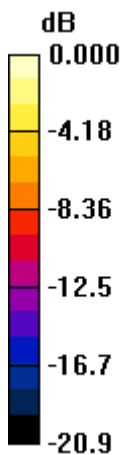
H Scan - measurement distance from the probe sensor center to CD835 Dipole = 10mm/Hearing Aid Compatibility Test (41x361x1): Measurement grid: dx=5mm, dy=5mm
 Probe Modulation Factor = 1.00
 Reference Value = 0.491 A/m; Power Drift = -0.006 dB
 Maximum value of peak Total field = 0.443 A/m

Peak H-field in A/m

Grid 1	Grid 2	Grid 3
0.377 M4	0.388 M4	0.363 M4
Grid 4	Grid 5	Grid 6
0.429 M4	0.443 M4	0.415 M4
Grid 7	Grid 8	Grid 9
0.384 M4	0.398 M4	0.371 M4

Cursor:

Total = 0.443 A/m
 H Category: M4
 Location: 0.5, 2.5, 5.2 mm



0 dB = 0.443A/m

HAC_H_Dipole_835_120302

DUT: HAC-Dipole 835 MHz

Communication System: CW; Frequency: 835 MHz; Duty Cycle: 1:1

Medium: Air Medium parameters used: $\sigma = 0$ mho/m, $\epsilon_r = 1$; $\rho = 1$ kg/m³

Ambient Temperature : 22.6 °C

DASY4 Configuration:

- Probe: H3DV6 - SN6184; ; Calibrated: 2012/1/26
- Sensor-Surface: (Fix Surface)
- Electronics: DAE4 Sn778; Calibrated: 2011/11/22
- Phantom: HAC Test Arch with AMCC; Type: SD HAC P01 BA;
- Measurement SW: DASY4, V4.7 Build 80; Postprocessing SW: SEMCAD, V1.8 Build 186

H Scan - measurement distance from the probe sensor center to CD835 Dipole = 10mm/Hearing Aid Compatibility Test (41x361x1): Measurement grid: dx=5mm, dy=5mm

Probe Modulation Factor = 1.00

Reference Value = 0.522 A/m; Power Drift = -0.052 dB

Maximum value of peak Total field = 0.468 A/m

Peak H-field in A/m

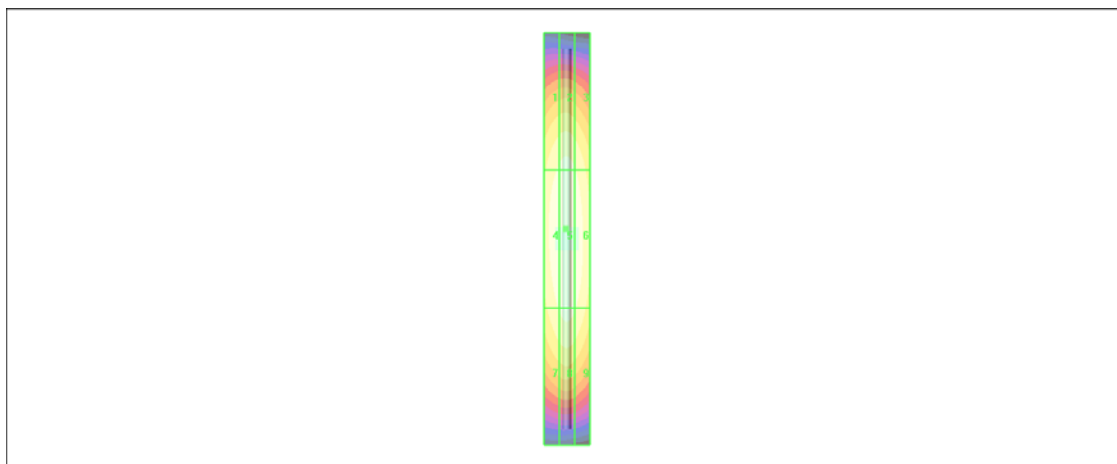
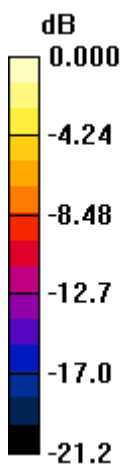
Grid 1	Grid 2	Grid 3
0.407 M4	0.425 M4	0.400 M4
Grid 4	Grid 5	Grid 6
0.450 M4	0.468 M4	0.444 M4
Grid 7	Grid 8	Grid 9
0.401 M4	0.422 M4	0.401 M4

Cursor:

Total = 0.468 A/m

H Category: M4

Location: 0.5, -4.5, 5.2 mm



0 dB = 0.468A/m

HAC_H_Dipole_1880_120215

DUT: HAC Dipole 1880 MHz

Communication System: CW; Frequency: 1880 MHz; Duty Cycle: 1:1

Medium: Air Medium parameters used: $\sigma = 0$ mho/m, $\epsilon_r = 1$; $\rho = 1$ kg/m³

Ambient Temperature : 22.3 °C

DASY4 Configuration:

- Probe: H3DV6 - SN6184; ; Calibrated: 2012/1/26
- Sensor-Surface: (Fix Surface)
- Electronics: DAE3 Sn495; Calibrated: 2011/4/28
- Phantom: HAC Test Arch with AMCC; Type: SD HAC P01 BA;
- Measurement SW: DASY4, V4.7 Build 80; Postprocessing SW: SEMCAD, V1.8 Build 186

H Scan - measurement distance from the probe sensor center to CD1880 Dipole = 10mm/Hearing Aid Compatibility Test (41x181x1): Measurement grid: dx=5mm, dy=5mm

Probe Modulation Factor = 1.00

Reference Value = 0.542 A/m; Power Drift = 0.001 dB

Maximum value of peak Total field = 0.491 A/m

Peak H-field in A/m

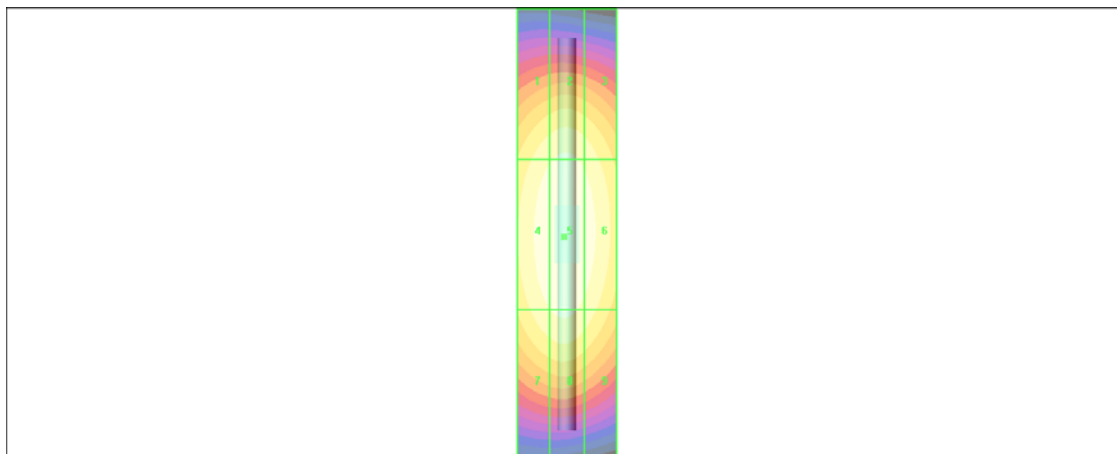
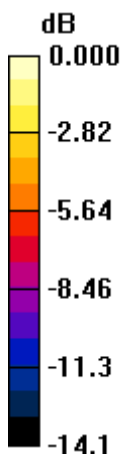
Grid 1	Grid 2	Grid 3
0.435 M2	0.451 M2	0.429 M2
Grid 4	Grid 5	Grid 6
0.475 M2	0.491 M2	0.468 M2
Grid 7	Grid 8	Grid 9
0.439 M2	0.453 M2	0.426 M2

Cursor:

Total = 0.491 A/m

H Category: M2

Location: 0.5, 0.5, 5.2 mm



0 dB = 0.491A/m

HAC_H_Dipole_1880_120302

DUT: HAC Dipole 1880 MHz

Communication System: CW; Frequency: 1880 MHz; Duty Cycle: 1:1

Medium: Air Medium parameters used: $\sigma = 0$ mho/m, $\epsilon_r = 1$; $\rho = 1$ kg/m³

Ambient Temperature : 22.6 °C

DASY4 Configuration:

- Probe: H3DV6 - SN6184; ; Calibrated: 2012/1/26
- Sensor-Surface: (Fix Surface)
- Electronics: DAE4 Sn778; Calibrated: 2011/11/22
- Phantom: HAC Test Arch with AMCC; Type: SD HAC P01 BA;
- Measurement SW: DASY4, V4.7 Build 80; Postprocessing SW: SEMCAD, V1.8 Build 186

H Scan - measurement distance from the probe sensor center to CD1880 Dipole = 10mm/Hearing Aid Compatibility Test (41x181x1): Measurement grid: dx=5mm, dy=5mm

Probe Modulation Factor = 1.00

Reference Value = 0.546 A/m; Power Drift = 0.011 dB

Maximum value of peak Total field = 0.487 A/m

Peak H-field in A/m

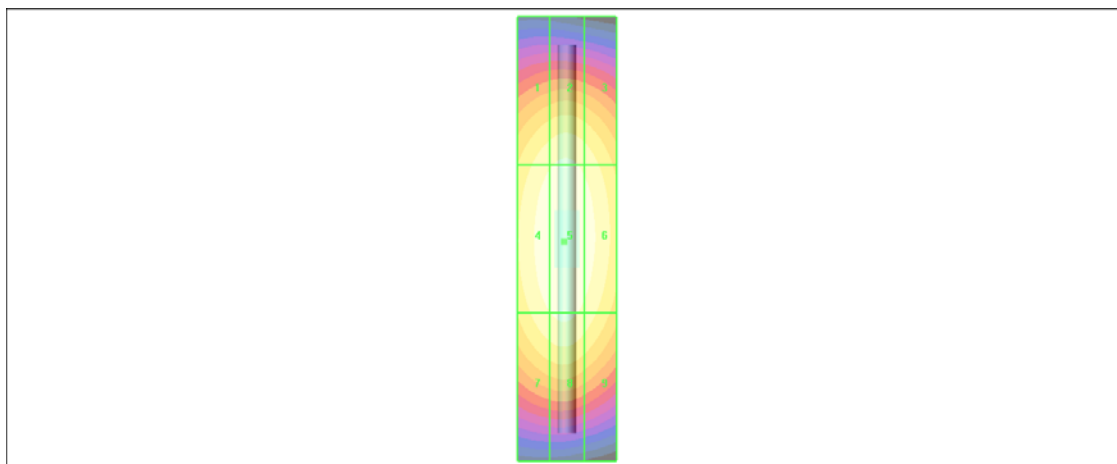
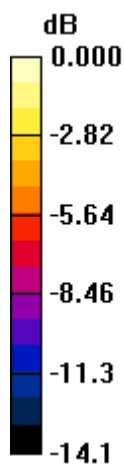
Grid 1 0.435 M2	Grid 2 0.451 M2	Grid 3 0.430 M2
Grid 4 0.475 M2	Grid 5 0.487 M2	Grid 6 0.468 M2
Grid 7 0.439 M2	Grid 8 0.454 M2	Grid 9 0.426 M2

Cursor:

Total = 0.487 A/m

H Category: M2

Location: 0.5, 0.5, 5.2 mm



0 dB = 0.491A/m