

PHOTOGRAPHS OF THE TEST CONFIGURATION

CONDUCTED EMISSION TEST
(For WLAN & Bluetooth: Test Mode A)





CONDUCTED EMISSION TEST (For WLAN & Bluetooth: Test Mode B)





RADIATED EMISSION TEST

(For WLAN & Bluetooth: Test Mode A)



RADIATED EMISSION TEST (For WLAN & Bluetooth: Test Mode B)






A D T

(For Mobile Phone)

(PART 22)



RADIATED EMISSION TEST (Test Mode A)





A D T


RADIATED EMISSION TEST (Test Mode B)





A D T


ERP POWER TEST (Test Mode A)





A D T

ERP POWER TEST (Test Mode B)







A D T

(PART 24)



RADIATED EMISSION TEST (Test Mode A)





A D T


RADIATED EMISSION TEST (Test Mode B)





A D T

EIRP POWER TEST (Test Mode A)





A D T

EIRP POWER TEST (Test Mode B)

