
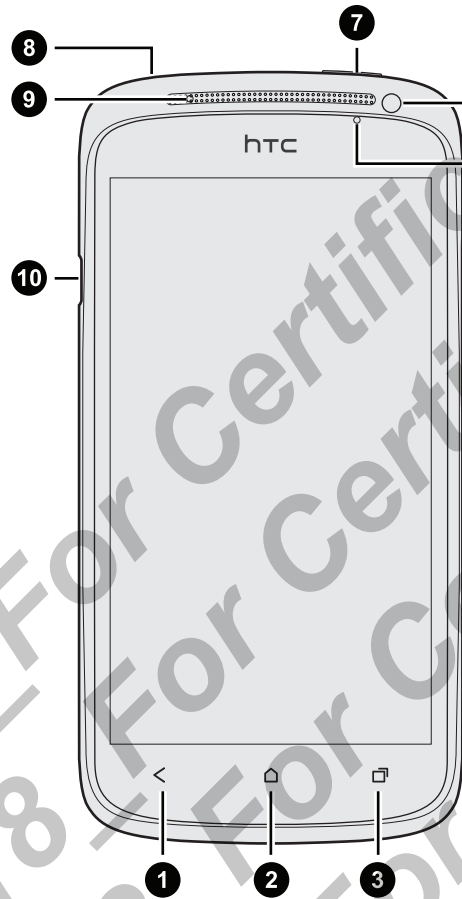


# User guide



# Getting started

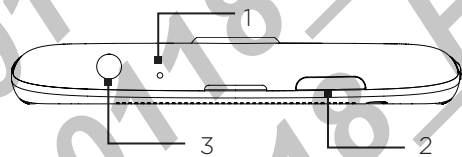
## Front panel



1. BACK
2. HOME
3. Recent Apps
4. VOLUME UP / VOLUME DOWN
5. Proximity sensor
6. Front camera
7. POWER
8. 3.5mm headset jack
9. Notification LED
10. USB connector

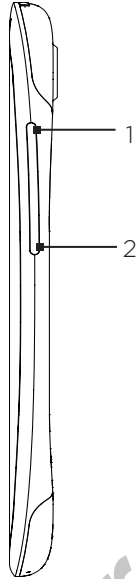
---

## Top panel




1. Microphone
2. POWER
3. 3.5mm headset jack

Right panel



1. VOLUME UP
2. VOLUME DOWN

Left panel



1. USB connector


## Back panel



1. 8 megapixel camera
2. LED flash
3. Back cover
4. Speaker

## Status and notifications

### Status icons



Here's what each icon means:



Signal strength



GPRS connected



GPRS in use



EDGE connected



EDGE in use



3G connected



Battery is full



Battery is charging



Battery is low (20% remaining)



Battery is very low (10% remaining)



Silent mode



Vibrate mode

 3G in use	 Microphone is mute
 HSDPA connected	 Speakerphone is on
 HSDPA in use	 Wired microphone headset connected
 Roaming	 Wired headset connected
 No signal	 Bluetooth is on
 No SIM card installed	 Connected to a Bluetooth device
 Connected to a Wi-Fi network	 Airplane mode
 Data synchronizing	 GPS is on
 Network sharing is on	 Alarm is set

### Notification icons

Notification icons on the status bar make it easy for you to keep on top of your messages, calendar events, and alarms.



Here's what each one means:

 New Gmail message	 Call in progress
 New Microsoft Exchange ActiveSync or POP3/IMAP email	 Missed call
 Problem with email delivery	 Call on hold
 New SMS/MMS	 Call forwarding on
 Problem with SMS/MMS delivery	 Message forwarding on
 New Google Talk instant message	 Your phone is connected to a computer via USB cable
 New voicemail	 Wi-Fi is on and wireless networks are available
 Upcoming event	 Portable Wi-Fi Hotspot is on

 New updates from your social networks	 Uploading data (animated)
 Matched contacts suggestion	 Downloading data (animated)
 Bluetooth pairing request	 Waiting to upload
 Software update available	 Downloaded Android Market app installed successfully
 Song is playing	 Update available for an app downloaded from Android Market
 FM Radio app in use	 Storage card is safe to remove or storage card is being prepared
 Voice recording is on	 No storage card installed
 More (not displayed) notifications	 Storage card is low on free space
 General notification	

---

### Notification LED

---

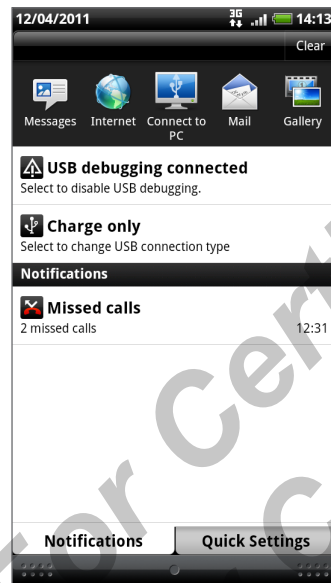
The notification LED shows a:

- Solid green light when you phone is connected to the power adapter or a computer and the battery is fully charged.
- Flashing green light when you have a pending notification.
- Solid orange light when the battery is being charged.
- Flashing red light when the battery level reaches very low.

## Notifications panel

When you get a new notification, you can open the Notifications panel to see the message, reminder or event notification. The Notifications panel lets you quickly switch between recently-opened apps, and also lets you easily turn on settings such as Wi-Fi and Bluetooth.

To open the Notifications panel, press and hold the status bar, then slide your finger downward.



If you have several notifications, you can scroll down the screen to see them all.