




A D T

PHOTOGRAPHS OF THE TEST CONFIGURATION (WWAN & WLAN SAR Test Set Up Photos)

A. RIGHT HEAD POSITION:



CHEEK




TILT

B. LEFT HEAD POSITION:




CHEEK



TILT



C. BODY POSITION:




**FRONT FACE WITH 1 CM GAP
(DUT WITHOUT EARPHONE)**



**REAR FACE WITH 1 CM GAP
(DUT WITHOUT EARPHONE)**



**LEFT SIDE WITH 1 CM GAP
(DUT WITHOUT EARPHONE)**



**RIGHT SIDE WITH 1 CM GAP
(DUT WITHOUT EARPHONE)**



**DOWN SIDE WITH 1 CM GAP
(DUT WITHOUT EARPHONE)**



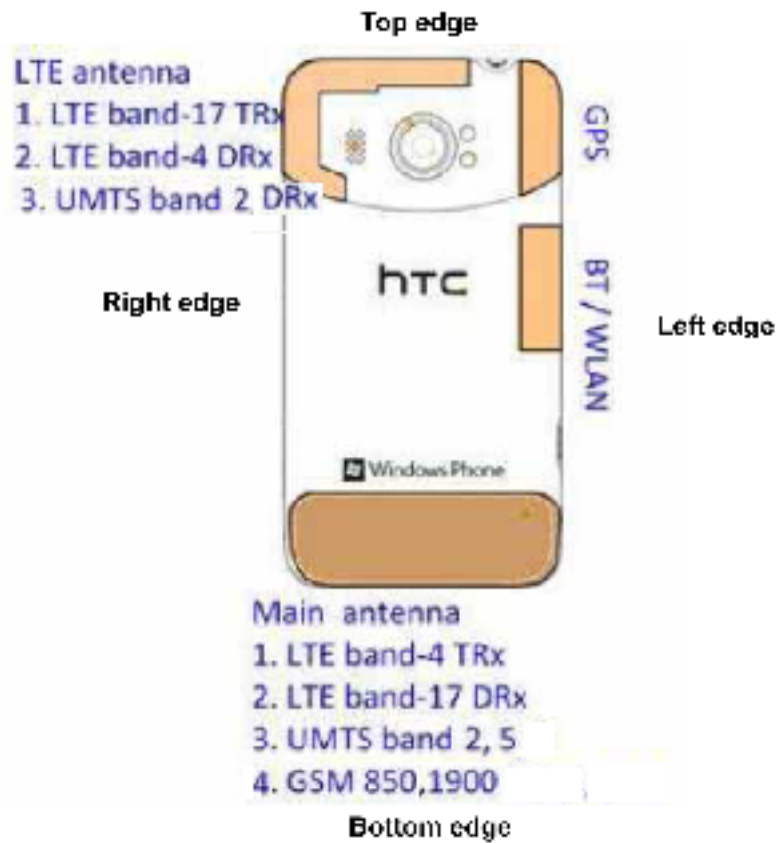
**TOP SIDE WITH 1 CM GAP
(DUT WITHOUT EARPHONE)**



**FRONT FACE WITH 1 CM GAP
(DUT WITH EARPHONE)**



**REAR FACE WITH 1 CM GAP
(DUT WITH EARPHONE)**



Antenna Location