



## PHOTOGRAPHS OF THE TEST CONFIGURATION (WLAN SAR Test Set Up Photos)


### A. RIGHT HEAD POSITION:




### B. LEFT HEAD POSITION:




**C. BODY POSITION:**



**FRONT FACE WITH 1 CM GAP  
(DUT WITHOUT EARPHONE)**



**REAR FACE WITH 1 CM GAP  
(DUT WITHOUT EARPHONE)**




**LEFT SIDE WITH 1 CM GAP  
(DUT WITHOUT EARPHONE)**



**RIGHT SIDE WITH 1 CM GAP  
(DUT WITHOUT EARPHONE)**



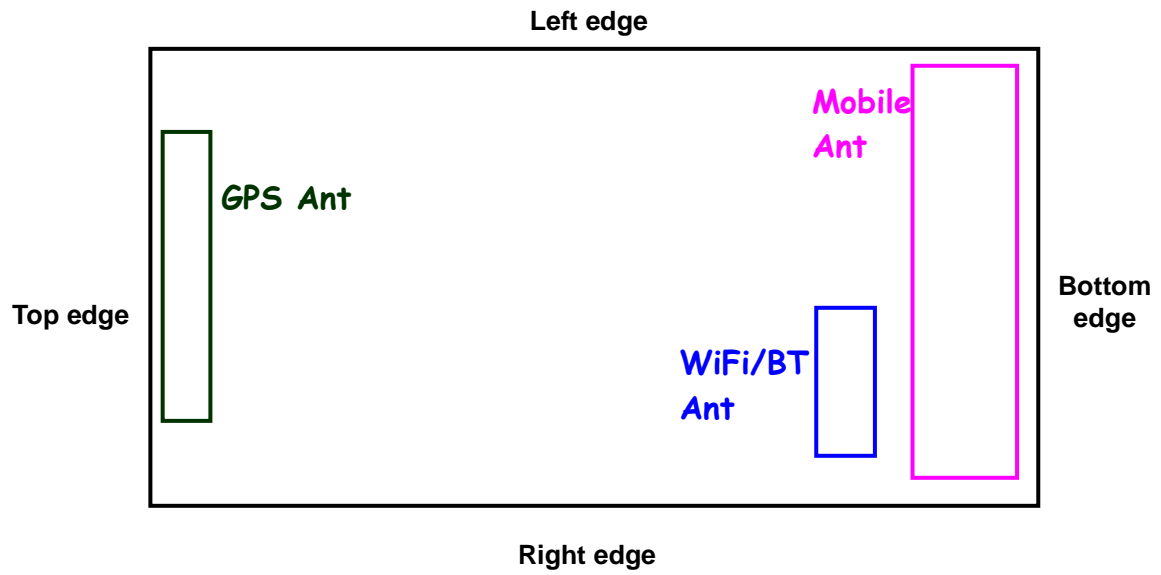
**DOWN SIDE WITH 1 CM GAP  
(DUT WITHOUT EARPHONE)**



**REAR FACE WITH 1 CM GAP  
(DUT WITH EARPHONE)**



A D T



Antenna Location

