

#01 Wimax2600_QPSK1-2_5M_Right Cheek_Ch2_Ant 0_Battery1

DUT: 132949

Communication System: Wimax_2.6G_5M; Frequency: 2687.5 MHz; Duty Cycle: 1:3.24

Medium: HSL_2600_110422 Medium parameters used: $f = 2687.5$ MHz; $\sigma = 2.06$ mho/m; $\epsilon_r = 37.9$; $\rho = 1000$

kg/m³

Ambient Temperature : 22.5 ; Liquid Temperature : 21.4

DASY5 Configuration:

- Probe: EX3DV4 - SN3731; ConvF(6.88, 6.88, 6.88); Calibrated: 2010/9/20
- Sensor-Surface: 4mm (Mechanical Surface Detection)
- Electronics: DAE4 Sn778; Calibrated: 2010/10/22
- Phantom: SAM-Back; Type: QD 000 P40 C; Serial: TP-1383
- Measurement SW: DASY5, V5.0 Build 125; SEMCAD X Version 13.4 Build 125

Ch2/Area Scan (61x71x1): Measurement grid: dx=20mm, dy=20mm

Maximum value of SAR (interpolated) = 0.258 mW/g

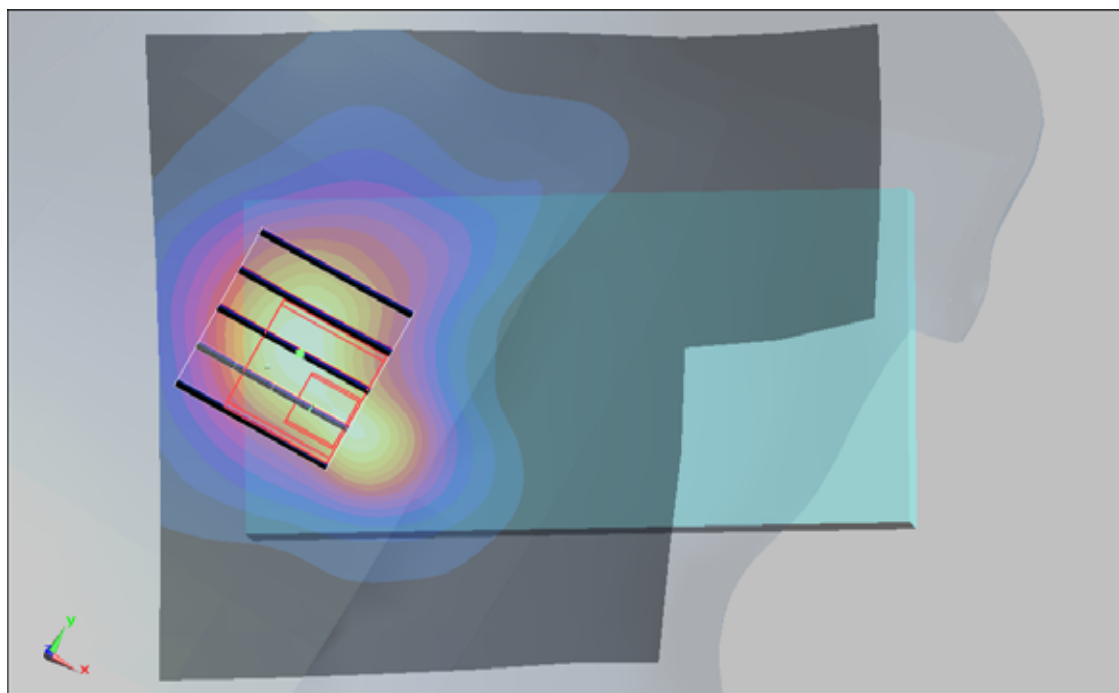
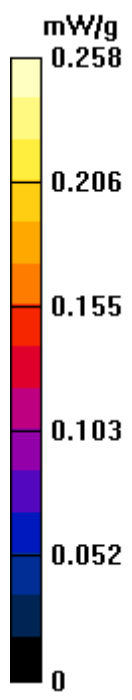
Ch2/Zoom Scan (5x5x7)/Cube 0: Measurement grid: dx=8mm, dy=8mm, dz=5mm

Reference Value = 10.7 V/m; Power Drift = -0.046 dB

Peak SAR (extrapolated) = 0.552 W/kg

SAR(1 g) = 0.263 mW/g; SAR(10 g) = 0.126 mW/g

Maximum value of SAR (measured) = 0.291 mW/g



#02 Wimax2600_QPSK1-2_5M_Right Cheek_Ch2_Ant 0_Battery2

DUT: 132949

Communication System: Wimax_2.6G_5M; Frequency: 2687.5 MHz; Duty Cycle: 1:3.24

Medium: HSL_2600_110422 Medium parameters used: $f = 2687.5$ MHz; $\sigma = 2.06$ mho/m; $\epsilon_r = 37.9$; $\rho = 1000$

kg/m³

Ambient Temperature : 22.4 ; Liquid Temperature : 21.4

DASY5 Configuration:

- Probe: EX3DV4 - SN3731; ConvF(6.88, 6.88, 6.88); Calibrated: 2010/9/20
- Sensor-Surface: 4mm (Mechanical Surface Detection)
- Electronics: DAE4 Sn778; Calibrated: 2010/10/22
- Phantom: SAM-Back; Type: QD 000 P40 C; Serial: TP-1383
- Measurement SW: DASY5, V5.0 Build 125; SEMCAD X Version 13.4 Build 125

Ch2/Area Scan (61x71x1): Measurement grid: dx=20mm, dy=20mm

Maximum value of SAR (interpolated) = 0.258 mW/g

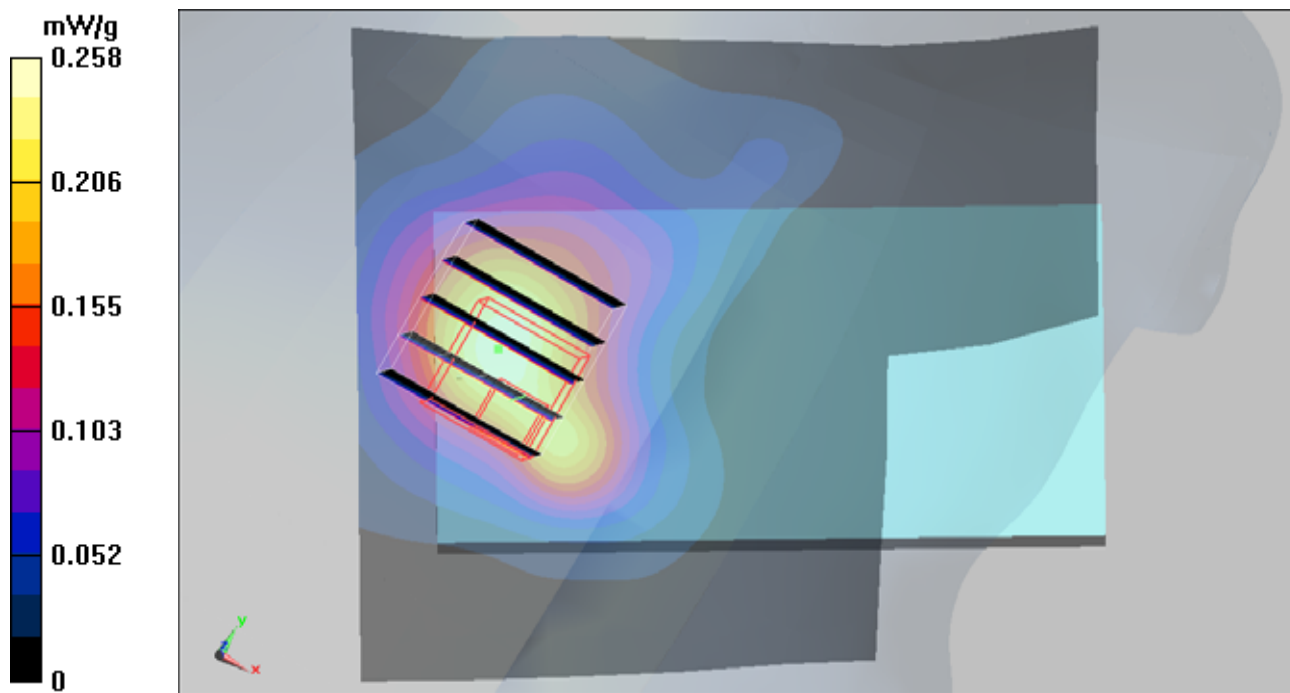
Ch2/Zoom Scan (5x5x7)/Cube 0: Measurement grid: dx=8mm, dy=8mm, dz=5mm

Reference Value = 10.4 V/m; Power Drift = 0.154 dB

Peak SAR (extrapolated) = 0.531 W/kg

SAR(1 g) = 0.257 mW/g; SAR(10 g) = 0.124 mW/g

Maximum value of SAR (measured) = 0.276 mW/g



#03 Wimax2600_QPSK1-2_5M_Right Tilted_Ch2_Ant 0_Battery1

DUT: 132949

Communication System: Wimax_2.6G_5M; Frequency: 2687.5 MHz; Duty Cycle: 1:3.24

Medium: HSL_2600_110422 Medium parameters used: $f = 2687.5$ MHz; $\sigma = 2.06$ mho/m; $\epsilon_r = 37.9$; $\rho = 1000$

kg/m³

Ambient Temperature : 22.4 ; Liquid Temperature : 21.4

DASY5 Configuration:

- Probe: EX3DV4 - SN3731; ConvF(6.88, 6.88, 6.88); Calibrated: 2010/9/20
- Sensor-Surface: 4mm (Mechanical Surface Detection)
- Electronics: DAE4 Sn778; Calibrated: 2010/10/22
- Phantom: SAM-Back; Type: QD 000 P40 C; Serial: TP-1383
- Measurement SW: DASY5, V5.0 Build 125; SEMCAD X Version 13.4 Build 125

Ch2/Area Scan (61x71x1): Measurement grid: dx=20mm, dy=20mm

Maximum value of SAR (interpolated) = 0.233 mW/g

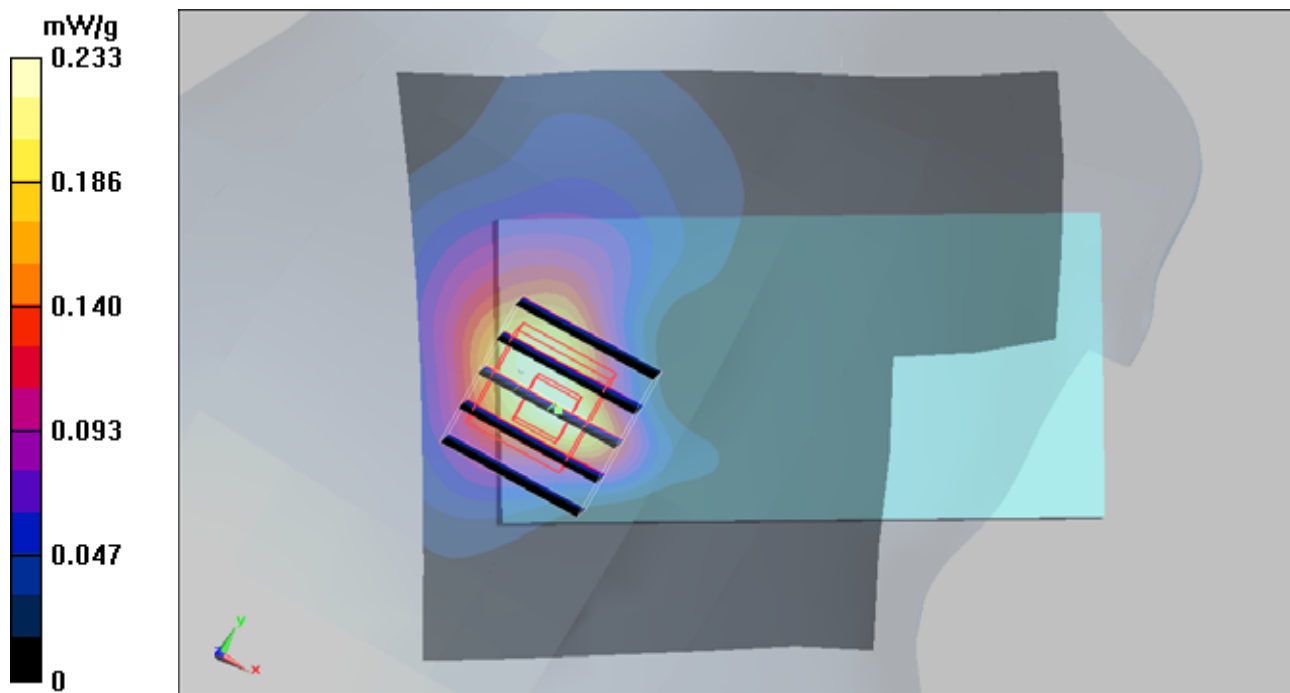
Ch2/Zoom Scan (5x5x7)/Cube 0: Measurement grid: dx=8mm, dy=8mm, dz=5mm

Reference Value = 10.6 V/m; Power Drift = -0.156 dB

Peak SAR (extrapolated) = 0.482 W/kg

SAR(1 g) = 0.230 mW/g; SAR(10 g) = 0.110 mW/g

Maximum value of SAR (measured) = 0.256 mW/g



#04 Wimax2600_QPSK1-2_5M_Left Cheek_Ch2_Ant 0_Battery1

DUT: 132949

Communication System: Wimax_2.6G_5M; Frequency: 2687.5 MHz; Duty Cycle: 1:3.24

Medium: HSL_2600_110422 Medium parameters used: $f = 2687.5$ MHz; $\sigma = 2.06$ mho/m; $\epsilon_r = 37.9$; $\rho = 1000$

kg/m³

Ambient Temperature : 22.5 ; Liquid Temperature : 21.4

DASY5 Configuration:

- Probe: EX3DV4 - SN3731; ConvF(6.88, 6.88, 6.88); Calibrated: 2010/9/20
- Sensor-Surface: 4mm (Mechanical Surface Detection)
- Electronics: DAE4 Sn778; Calibrated: 2010/10/22
- Phantom: SAM-Back; Type: QD 000 P40 C; Serial: TP-1383
- Measurement SW: DASY5, V5.0 Build 125; SEMCAD X Version 13.4 Build 125

Ch2/Area Scan (41x71x1): Measurement grid: dx=20mm, dy=20mm

Maximum value of SAR (interpolated) = 0.354 mW/g

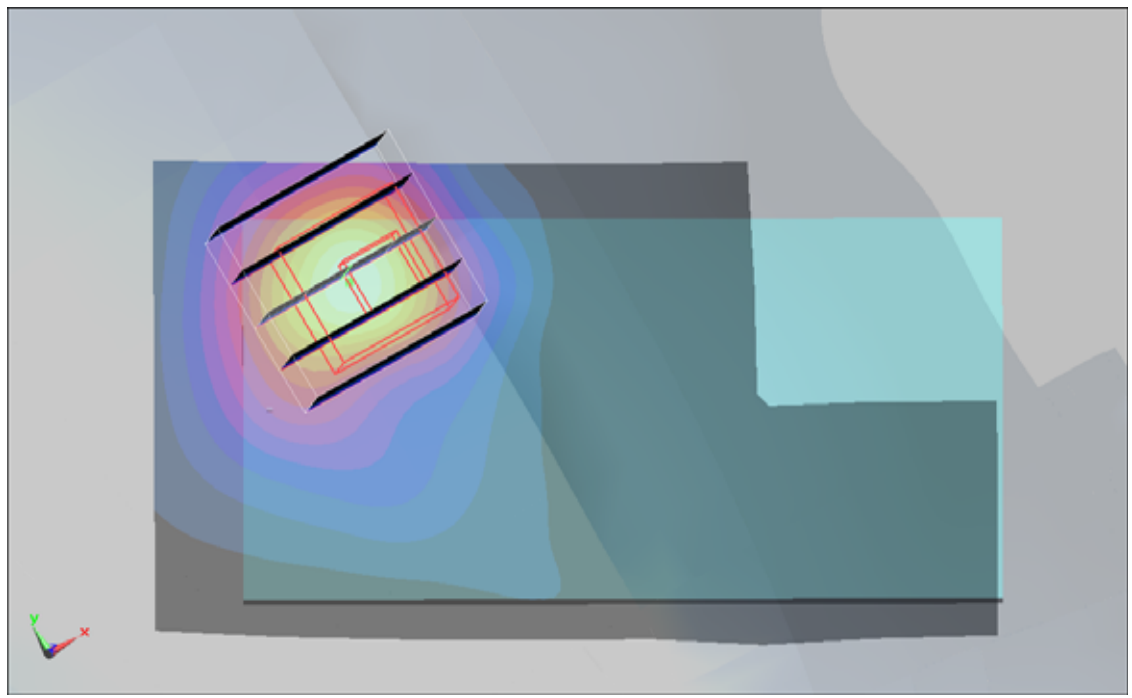
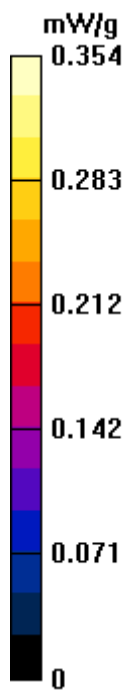
Ch2/Zoom Scan (5x5x7)/Cube 0: Measurement grid: dx=8mm, dy=8mm, dz=5mm

Reference Value = 8.97 V/m; Power Drift = -0.158 dB

Peak SAR (extrapolated) = 0.601 W/kg

SAR(1 g) = 0.268 mW/g; SAR(10 g) = 0.132 mW/g

Maximum value of SAR (measured) = 0.283 mW/g



#04 Wimax2600_QPSK1-2_5M_Left Cheek_Ch2_Ant 0_Battery1_2D

DUT: 132949

Communication System: Wimax_2.6G_5M; Frequency: 2687.5 MHz; Duty Cycle: 1:3.24

Medium: HSL_2600_110422 Medium parameters used: $f = 2687.5$ MHz; $\sigma = 2.06$ mho/m; $\epsilon_r = 37.9$; $\rho = 1000$ kg/m³

Ambient Temperature : 22.5 ; Liquid Temperature : 21.4

DASY5 Configuration:

- Probe: EX3DV4 - SN3731; ConvF(6.88, 6.88, 6.88); Calibrated: 2010/9/20
- Sensor-Surface: 4mm (Mechanical Surface Detection)
- Electronics: DAE4 Sn778; Calibrated: 2010/10/22
- Phantom: SAM-Back; Type: QD 000 P40 C; Serial: TP-1383
- Measurement SW: DASY5, V5.0 Build 125; SEMCAD X Version 13.4 Build 125

Ch2/Area Scan (41x71x1): Measurement grid: dx=20mm, dy=20mm

Maximum value of SAR (interpolated) = 0.354 mW/g

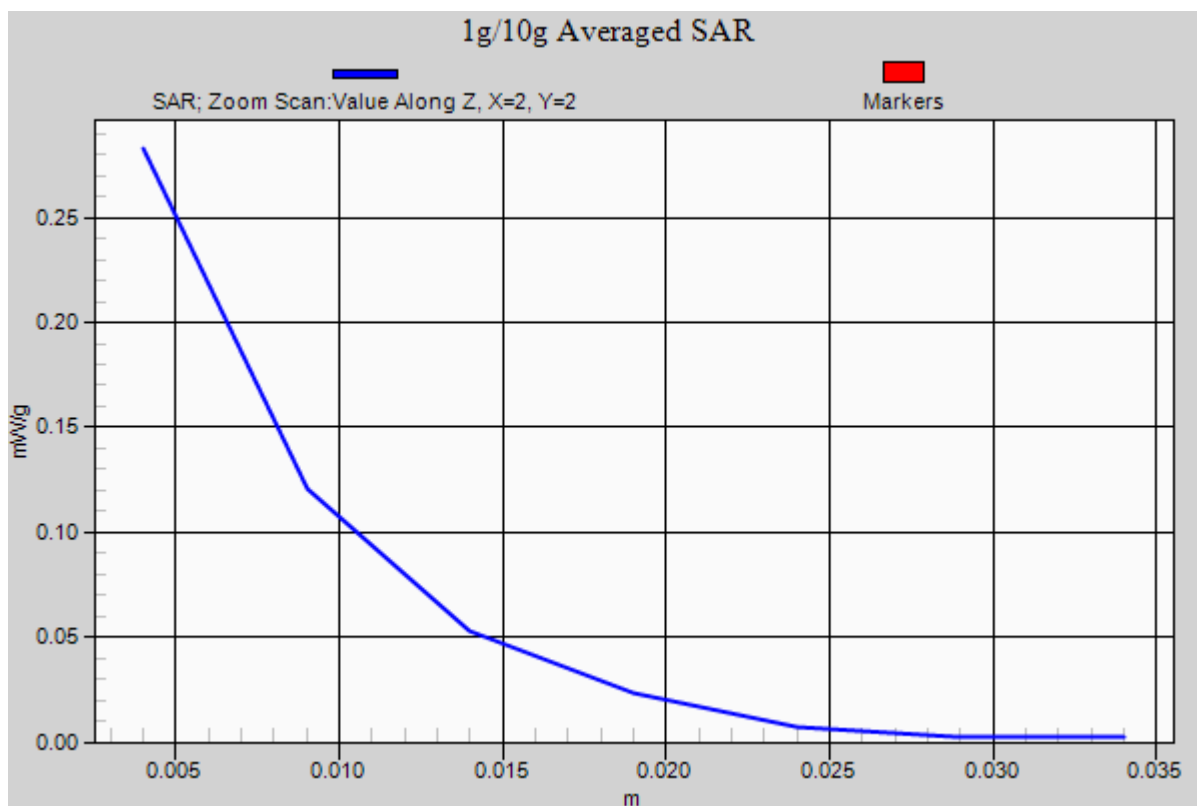
Ch2/Zoom Scan (5x5x7)/Cube 0: Measurement grid: dx=8mm, dy=8mm, dz=5mm

Reference Value = 8.97 V/m; Power Drift = -0.158 dB

Peak SAR (extrapolated) = 0.601 W/kg

SAR(1 g) = 0.268 mW/g; SAR(10 g) = 0.132 mW/g

Maximum value of SAR (measured) = 0.283 mW/g



#05 Wimax2600_QPSK1-2_5M_Left Tilted_Ch2_Ant 0_Battery1

DUT: 132949

Communication System: Wimax_2.6G_5M; Frequency: 2687.5 MHz; Duty Cycle: 1:3.24

Medium: HSL_2600_110422 Medium parameters used: $f = 2687.5$ MHz; $\sigma = 2.06$ mho/m; $\epsilon_r = 37.9$; $\rho = 1000$

kg/m³

Ambient Temperature : 22.5 ; Liquid Temperature : 21.4

DASY5 Configuration:

- Probe: EX3DV4 - SN3731; ConvF(6.88, 6.88, 6.88); Calibrated: 2010/9/20
- Sensor-Surface: 4mm (Mechanical Surface Detection)
- Electronics: DAE4 Sn778; Calibrated: 2010/10/22
- Phantom: SAM-Back; Type: QD 000 P40 C; Serial: TP-1383
- Measurement SW: DASY5, V5.0 Build 125; SEMCAD X Version 13.4 Build 125

Ch2/Area Scan (41x71x1): Measurement grid: dx=20mm, dy=20mm

Maximum value of SAR (interpolated) = 0.254 mW/g


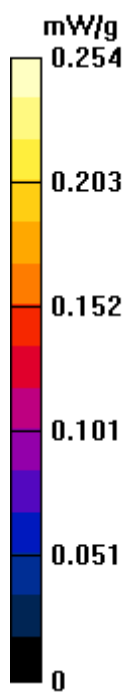
Ch2/Zoom Scan (5x5x7)/Cube 0: Measurement grid: dx=8mm, dy=8mm, dz=5mm

Reference Value = 8.67 V/m; Power Drift = -0.069 dB

Peak SAR (extrapolated) = 0.527 W/kg

SAR(1 g) = 0.220 mW/g; SAR(10 g) = 0.104 mW/g

Maximum value of SAR (measured) = 0.239 mW/g



#10 Wimax2600_QPSK1-2_10M_Right Cheek_Ch2_Ant 0_Battery1

DUT: 132949

Communication System: Wimax; Frequency: 2685 MHz; Duty Cycle: 1:3.24

Medium: HSL_2600_110422 Medium parameters used: $f = 2685$ MHz; $\sigma = 2.05$ mho/m; $\epsilon_r = 37.9$; $\rho = 1000$

kg/m³

Ambient Temperature : 22.5 ; Liquid Temperature : 21.5

DASY5 Configuration:

- Probe: EX3DV4 - SN3731; ConvF(6.88, 6.88, 6.88); Calibrated: 2010/9/20
- Sensor-Surface: 4mm (Mechanical Surface Detection)
- Electronics: DAE4 Sn778; Calibrated: 2010/10/22
- Phantom: SAM-Back; Type: QD 000 P40 C; Serial: TP-1383
- Measurement SW: DASY5, V5.0 Build 125; SEMCAD X Version 13.4 Build 125

Ch2/Area Scan (41x71x1): Measurement grid: dx=20mm, dy=20mm

Maximum value of SAR (interpolated) = 0.211 mW/g

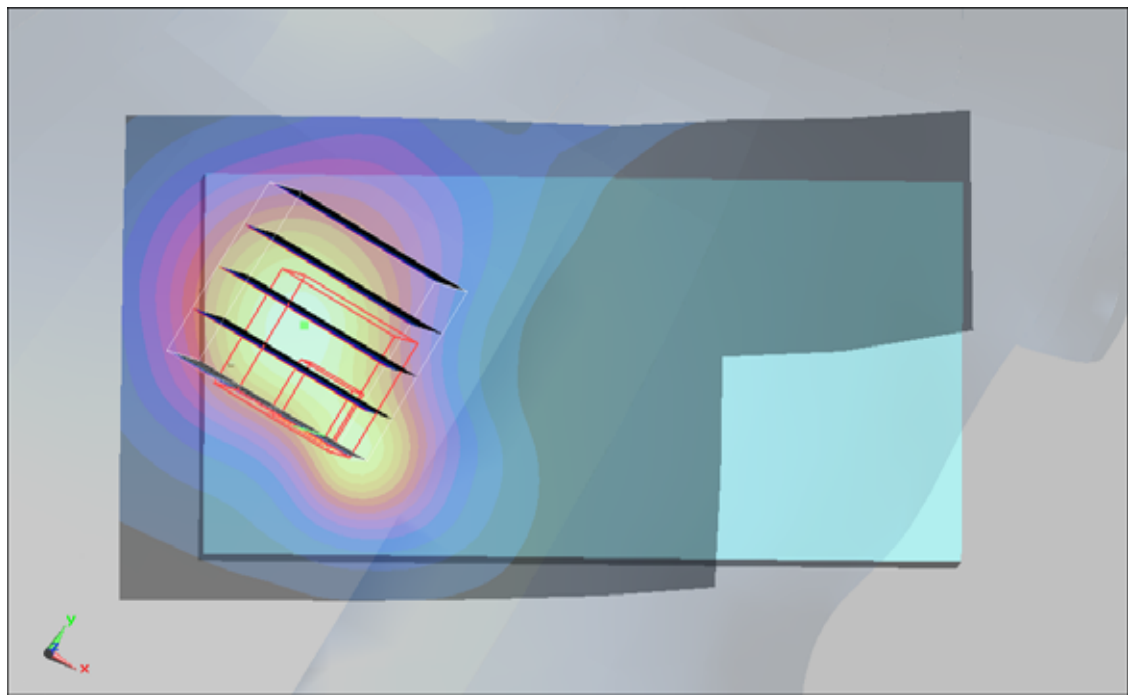
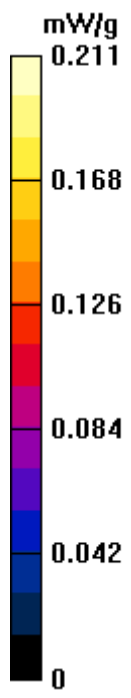
Ch2/Zoom Scan (5x5x7)/Cube 0: Measurement grid: dx=8mm, dy=8mm, dz=5mm

Reference Value = 9.01 V/m; Power Drift = 0.093 dB

Peak SAR (extrapolated) = 0.462 W/kg

SAR(1 g) = 0.223 mW/g; SAR(10 g) = 0.107 mW/g

Maximum value of SAR (measured) = 0.241 mW/g



#11 Wimax2600_QPSK1-2_10M_Right Cheek_Ch2_Ant 0_Battery2

DUT: 132949

Communication System: Wimax; Frequency: 2685 MHz; Duty Cycle: 1:3.24

Medium: HSL_2600_110422 Medium parameters used: $f = 2685$ MHz; $\sigma = 2.05$ mho/m; $\epsilon_r = 37.9$; $\rho = 1000$

kg/m³

Ambient Temperature : 22.4 ; Liquid Temperature : 21.4

DASY5 Configuration:

- Probe: EX3DV4 - SN3731; ConvF(6.88, 6.88, 6.88); Calibrated: 2010/9/20
- Sensor-Surface: 4mm (Mechanical Surface Detection)
- Electronics: DAE4 Sn778; Calibrated: 2010/10/22
- Phantom: SAM-Back; Type: QD 000 P40 C; Serial: TP-1383
- Measurement SW: DASY5, V5.0 Build 125; SEMCAD X Version 13.4 Build 125

Ch2/Area Scan (41x71x1): Measurement grid: dx=20mm, dy=20mm

Maximum value of SAR (interpolated) = 0.209 mW/g

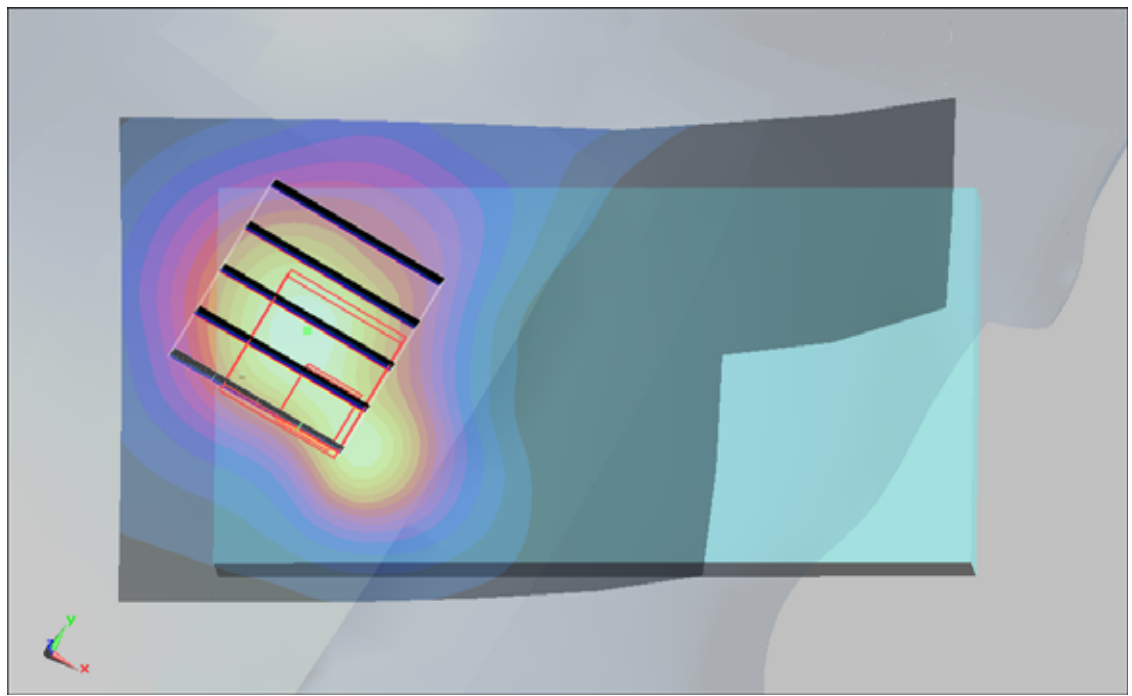
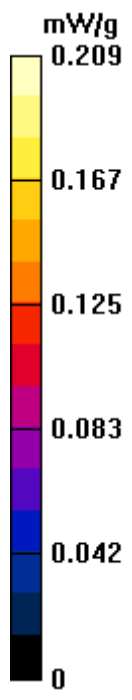
Ch2/Zoom Scan (5x5x7)/Cube 0: Measurement grid: dx=8mm, dy=8mm, dz=5mm

Reference Value = 8.95 V/m; Power Drift = 0.083 dB

Peak SAR (extrapolated) = 0.452 W/kg

SAR(1 g) = 0.219 mW/g; SAR(10 g) = 0.105 mW/g

Maximum value of SAR (measured) = 0.235 mW/g



#12 Wimax2600_QPSK1-2_10M_Right Tilted_Ch2_Ant 0_Battery1

DUT: 132949

Communication System: Wimax; Frequency: 2685 MHz; Duty Cycle: 1:3.24

Medium: HSL_2600_110422 Medium parameters used: $f = 2685$ MHz; $\sigma = 2.05$ mho/m; $\epsilon_r = 37.9$; $\rho = 1000$

kg/m³

Ambient Temperature : 22.5 ; Liquid Temperature : 21.4

DASY5 Configuration:

- Probe: EX3DV4 - SN3731; ConvF(6.88, 6.88, 6.88); Calibrated: 2010/9/20
- Sensor-Surface: 4mm (Mechanical Surface Detection)
- Electronics: DAE4 Sn778; Calibrated: 2010/10/22
- Phantom: SAM-Back; Type: QD 000 P40 C; Serial: TP-1383
- Measurement SW: DASY5, V5.0 Build 125; SEMCAD X Version 13.4 Build 125

Ch2/Area Scan (41x71x1): Measurement grid: dx=20mm, dy=20mm

Maximum value of SAR (interpolated) = 0.184 mW/g

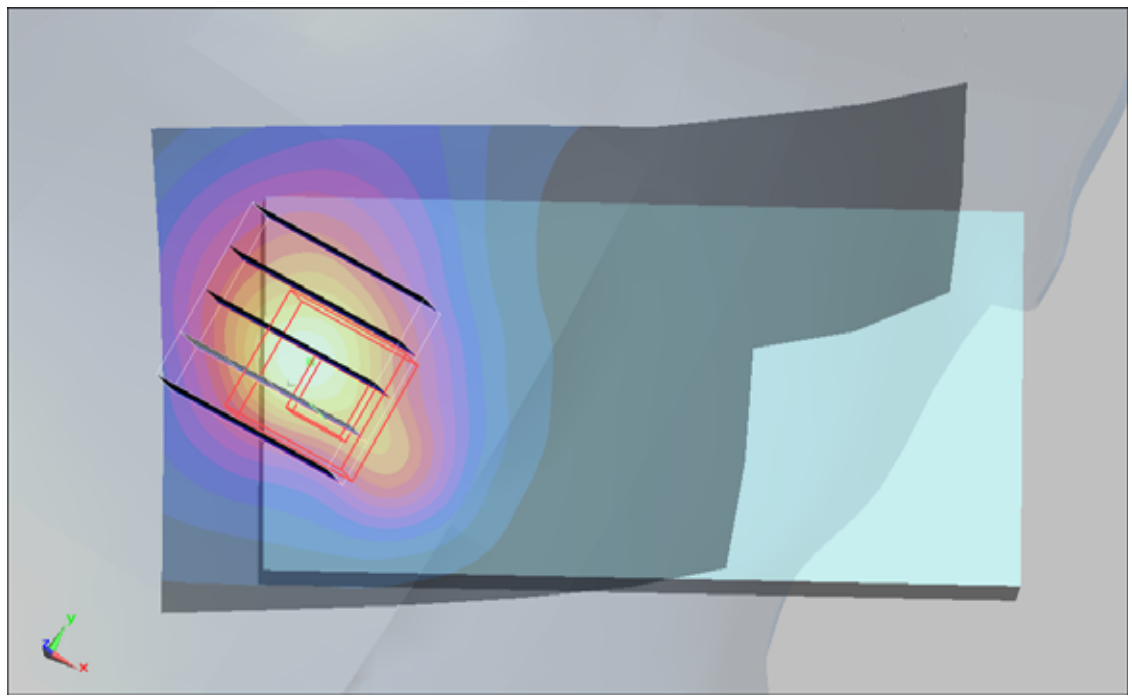
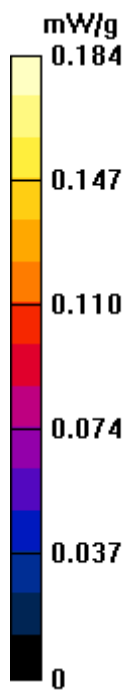
Ch2/Zoom Scan (5x5x7)/Cube 0: Measurement grid: dx=8mm, dy=8mm, dz=5mm

Reference Value = 9.3 V/m; Power Drift = -0.017 dB

Peak SAR (extrapolated) = 0.397 W/kg

SAR(1 g) = 0.188 mW/g; SAR(10 g) = 0.090 mW/g

Maximum value of SAR (measured) = 0.207 mW/g



#13 Wimax2600_QPSK1-2_10M_Left Cheek_Ch2_Ant 0_Battery1

DUT: 132949

Communication System: Wimax_2.6G_5M; Frequency: 2685 MHz; Duty Cycle: 1:3.24

Medium: HSL_2600_110422 Medium parameters used: $f = 2685$ MHz; $\sigma = 2.05$ mho/m; $\epsilon_r = 37.9$; $\rho = 1000$

kg/m³

Ambient Temperature : 22.5 ; Liquid Temperature : 21.4

DASY5 Configuration:

- Probe: EX3DV4 - SN3731; ConvF(6.88, 6.88, 6.88); Calibrated: 2010/9/20
- Sensor-Surface: 4mm (Mechanical Surface Detection)
- Electronics: DAE4 Sn778; Calibrated: 2010/10/22
- Phantom: SAM-Back; Type: QD 000 P40 C; Serial: TP-1383
- Measurement SW: DASY5, V5.0 Build 125; SEMCAD X Version 13.4 Build 125

Ch2/Area Scan (41x71x1): Measurement grid: dx=20mm, dy=20mm

Maximum value of SAR (interpolated) = 0.309 mW/g

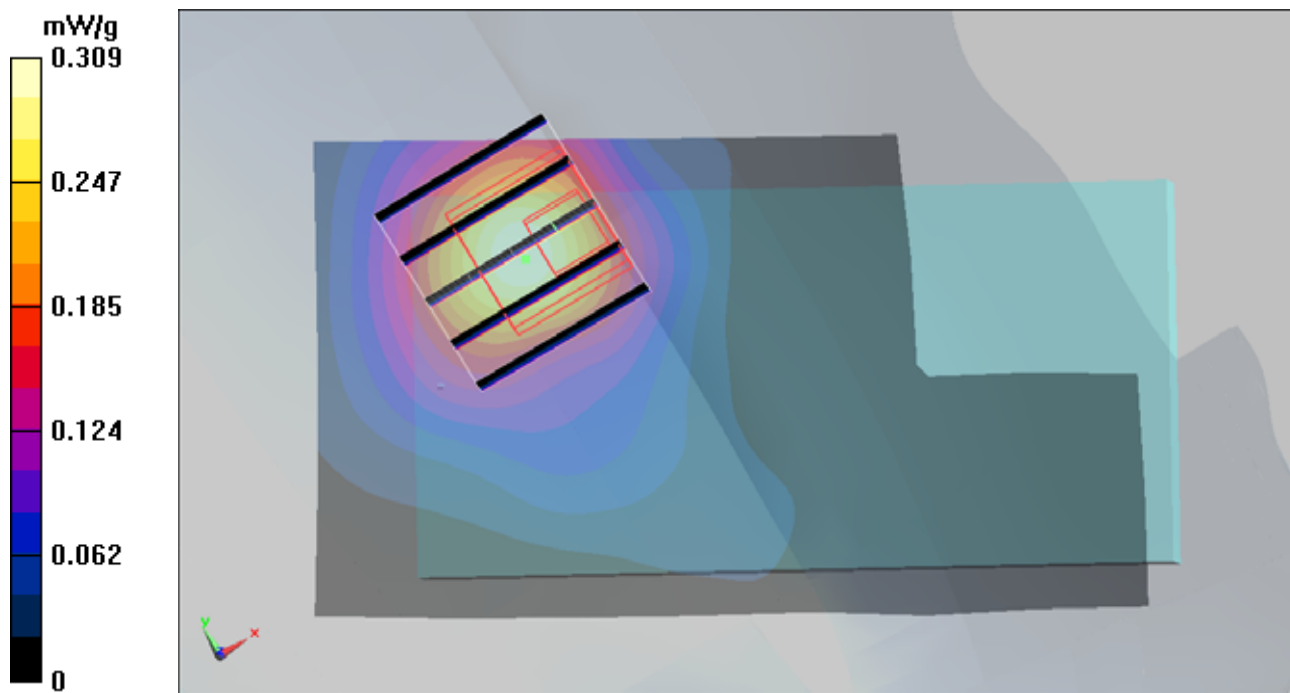
Ch2/Zoom Scan (5x5x7)/Cube 0: Measurement grid: dx=8mm, dy=8mm, dz=5mm

Reference Value = 8.16 V/m; Power Drift = -0.194 dB

Peak SAR (extrapolated) = 0.609 W/kg

SAR(1 g) = 0.260 mW/g; SAR(10 g) = 0.126 mW/g

Maximum value of SAR (measured) = 0.292 mW/g



#13 Wimax2600_QPSK1-2_10M_Left Cheek_Ch2_Ant 0_Battery1_2D

DUT: 132949

Communication System: Wimax_2.6G_5M; Frequency: 2685 MHz; Duty Cycle: 1:3.24

Medium: HSL_2600_110422 Medium parameters used: $f = 2685$ MHz; $\sigma = 2.05$ mho/m; $\epsilon_r = 37.9$; $\rho = 1000$ kg/m³

Ambient Temperature : 22.5 ; Liquid Temperature : 21.4

DASY5 Configuration:

- Probe: EX3DV4 - SN3731; ConvF(6.88, 6.88, 6.88); Calibrated: 2010/9/20
- Sensor-Surface: 4mm (Mechanical Surface Detection)
- Electronics: DAE4 Sn778; Calibrated: 2010/10/22
- Phantom: SAM-Back; Type: QD 000 P40 C; Serial: TP-1383
- Measurement SW: DASY5, V5.0 Build 125; SEMCAD X Version 13.4 Build 125

Ch2/Area Scan (41x71x1): Measurement grid: dx=20mm, dy=20mm

Maximum value of SAR (interpolated) = 0.309 mW/g

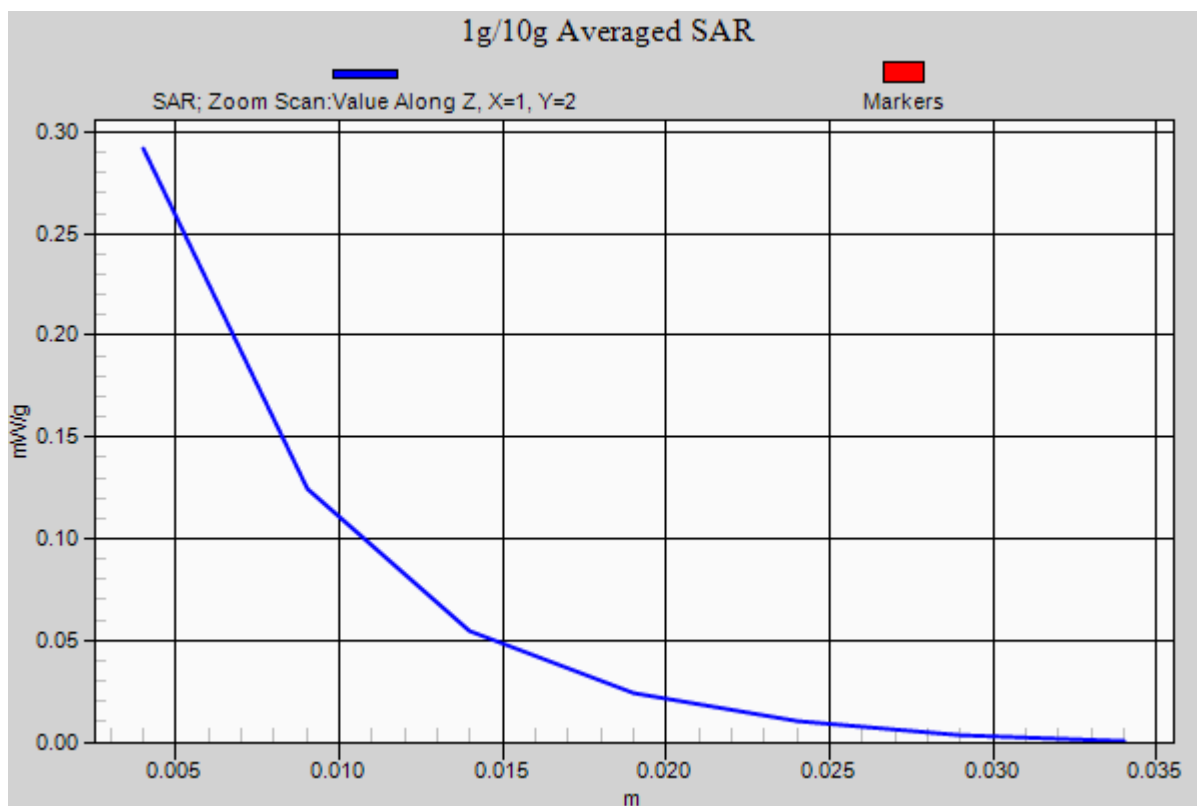
Ch2/Zoom Scan (5x5x7)/Cube 0: Measurement grid: dx=8mm, dy=8mm, dz=5mm

Reference Value = 8.16 V/m; Power Drift = -0.194 dB

Peak SAR (extrapolated) = 0.609 W/kg

SAR(1 g) = 0.260 mW/g; SAR(10 g) = 0.126 mW/g

Maximum value of SAR (measured) = 0.292 mW/g



#14 Wimax2600_QPSK1-2_10M_Left Tilted_Ch2_Ant 0_Battery1

DUT: 132949

Communication System: Wimax; Frequency: 2685 MHz; Duty Cycle: 1:3.24

Medium: HSL_2600_110422 Medium parameters used: $f = 2685$ MHz; $\sigma = 2.05$ mho/m; $\epsilon_r = 37.9$; $\rho = 1000$

kg/m³

Ambient Temperature : 22.5 ; Liquid Temperature : 21.4

DASY5 Configuration:

- Probe: EX3DV4 - SN3731; ConvF(6.88, 6.88, 6.88); Calibrated: 2010/9/20
- Sensor-Surface: 4mm (Mechanical Surface Detection)
- Electronics: DAE4 Sn778; Calibrated: 2010/10/22
- Phantom: SAM-Back; Type: QD 000 P40 C; Serial: TP-1383
- Measurement SW: DASY5, V5.0 Build 125; SEMCAD X Version 13.4 Build 125

Ch2/Area Scan (41x71x1): Measurement grid: dx=20mm, dy=20mm

Maximum value of SAR (interpolated) = 0.226 mW/g

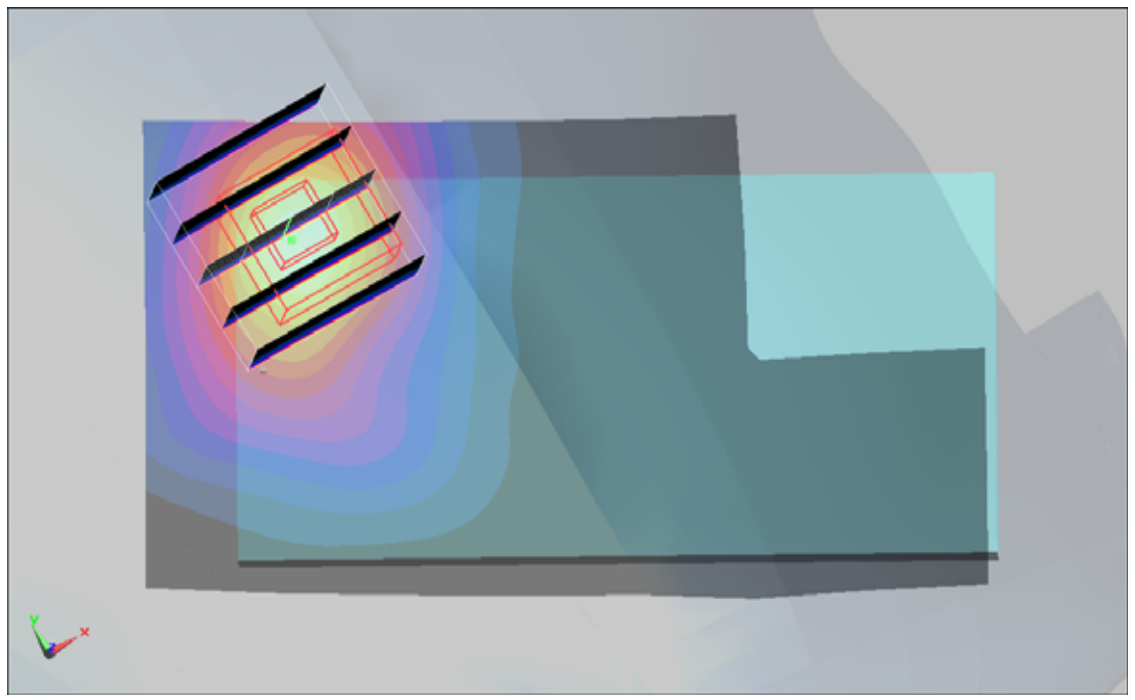
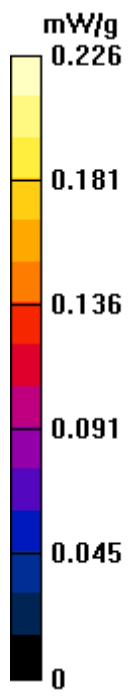
Ch2/Zoom Scan (5x5x7)/Cube 0: Measurement grid: dx=8mm, dy=8mm, dz=5mm

Reference Value = 8.06 V/m; Power Drift = 0.076 dB

Peak SAR (extrapolated) = 0.487 W/kg

SAR(1 g) = 0.204 mW/g; SAR(10 g) = 0.098 mW/g

Maximum value of SAR (measured) = 0.217 mW/g



#19 Wimax2600_QPSK1-2_5M_Right Cheek_Ch2_Ant 1_Battery1

DUT: 132949

Communication System: Wimax_2.6G_5M; Frequency: 2687.5 MHz; Duty Cycle: 1:3.24
Medium: HSL_2600_110429 Medium parameters used: $f = 2687.5$ MHz; $\sigma = 2.04$ mho/m; $\epsilon_r =$

37.8 ; $\rho = 1000$ kg/m³

Ambient Temperature : 21.8 ; Liquid Temperature : 21.4

DASY5 Configuration:

- Probe: EX3DV4 - SN3731; ConvF(6.88, 6.88, 6.88); Calibrated: 2010/9/20
- Sensor-Surface: 4mm (Mechanical Surface Detection)
- Electronics: DAE4 Sn778; Calibrated: 2010/10/22
- Phantom: SAM-Back; Type: QD 000 P40 C; Serial: TP-1383
- Measurement SW: DASY5, V5.0 Build 125; SEMCAD X Version 13.4 Build 125

Ch2/Area Scan (51x71x1): Measurement grid: dx=20mm, dy=20mm

Maximum value of SAR (interpolated) = 0.111 mW/g

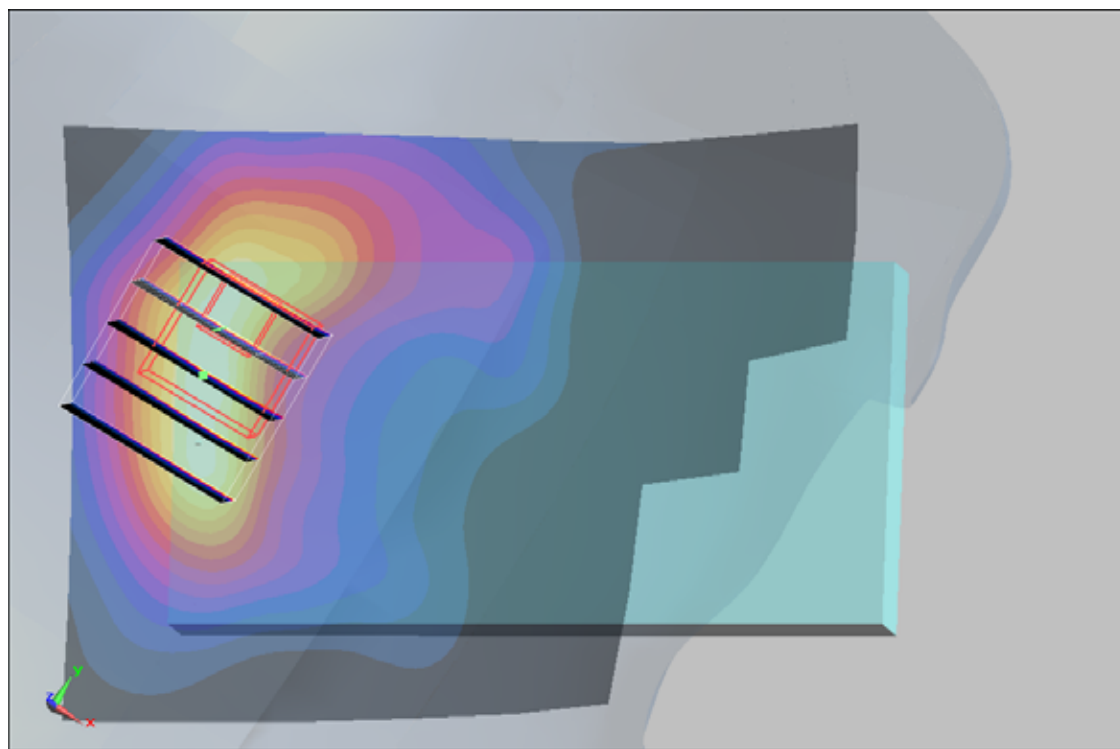
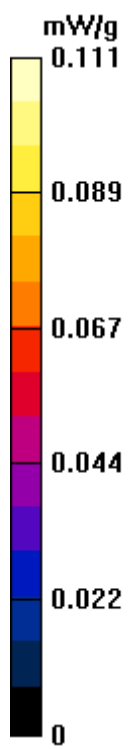
Ch2/Zoom Scan (5x5x7)/Cube 0: Measurement grid: dx=8mm, dy=8mm, dz=5mm

Reference Value = 7.63 V/m; Power Drift = 0.089 dB

Peak SAR (extrapolated) = 0.229 W/kg

SAR(1 g) = 0.124 mW/g; SAR(10 g) = 0.062 mW/g

Maximum value of SAR (measured) = 0.141 mW/g



#20 Wimax2600_QPSK1-2_5M_Right Cheek_Ch2_Ant 1_Battery2

DUT: 132949

Communication System: Wimax_2.6G_5M; Frequency: 2687.5 MHz; Duty Cycle: 1:3.24
Medium: HSL_2600_110429 Medium parameters used: $f = 2687.5$ MHz; $\sigma = 2.04$ mho/m; $\epsilon_r =$

37.8 ; $\rho = 1000$ kg/m³

Ambient Temperature : 21.8 ; Liquid Temperature : 21.4

DASY5 Configuration:

- Probe: EX3DV4 - SN3731; ConvF(6.88, 6.88, 6.88); Calibrated: 2010/9/20
- Sensor-Surface: 4mm (Mechanical Surface Detection)
- Electronics: DAE4 Sn778; Calibrated: 2010/10/22
- Phantom: SAM-Back; Type: QD 000 P40 C; Serial: TP-1383
- Measurement SW: DASY5, V5.0 Build 125; SEMCAD X Version 13.4 Build 125

Ch2/Area Scan (51x71x1): Measurement grid: dx=20mm, dy=20mm

Maximum value of SAR (interpolated) = 0.106 mW/g

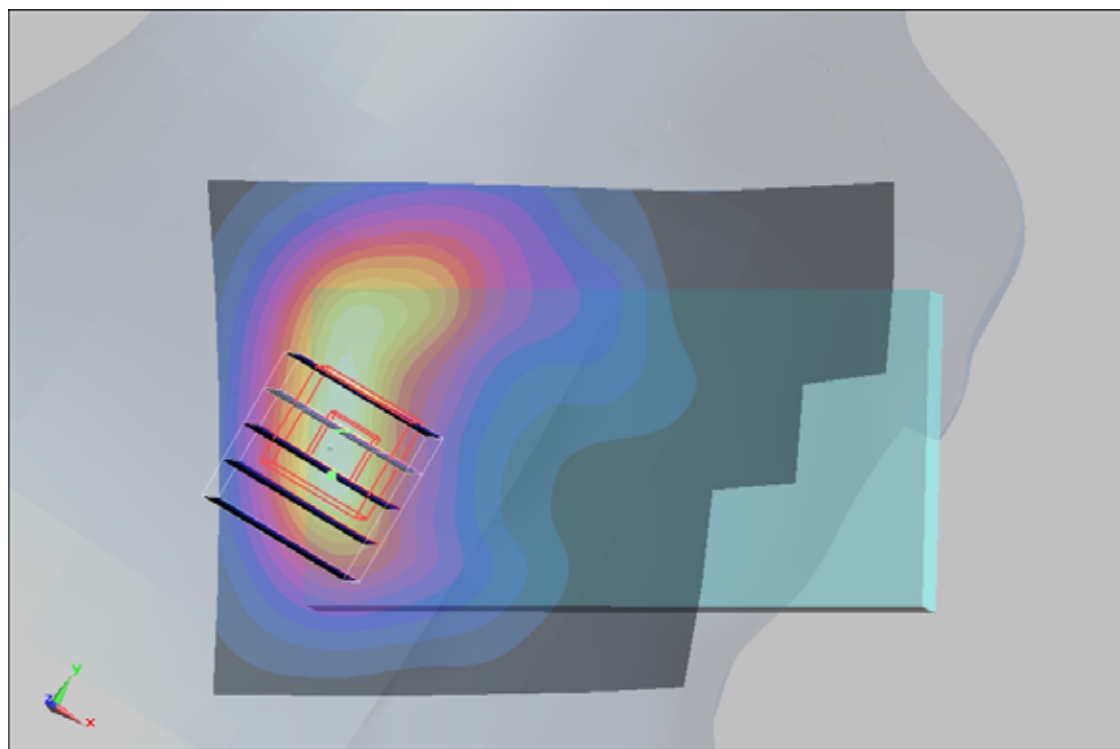
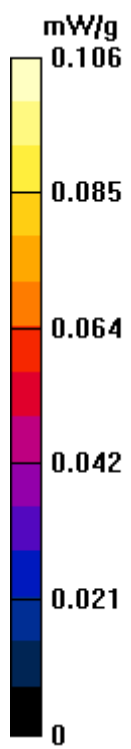
Ch2/Zoom Scan (5x5x7)/Cube 0: Measurement grid: dx=8mm, dy=8mm, dz=5mm

Reference Value = 7.69 V/m; Power Drift = 0.082 dB

Peak SAR (extrapolated) = 0.240 W/kg

SAR(1 g) = 0.119 mW/g; SAR(10 g) = 0.060 mW/g

Maximum value of SAR (measured) = 0.136 mW/g



#21 Wimax2600_QPSK1-2_5M_Right Tilted_Ch2_Ant 1_Battery1

DUT: 132949

Communication System: Wimax_2.6G_5M; Frequency: 2687.5 MHz; Duty Cycle: 1:3.24
Medium: HSL_2600_110429 Medium parameters used: $f = 2687.5$ MHz; $\sigma = 2.04$ mho/m; $\epsilon_r =$

37.8 ; $\rho = 1000$ kg/m³

Ambient Temperature : 21.8 ; Liquid Temperature : 21.4

DASY5 Configuration:

- Probe: EX3DV4 - SN3731; ConvF(6.88, 6.88, 6.88); Calibrated: 2010/9/20
- Sensor-Surface: 4mm (Mechanical Surface Detection)
- Electronics: DAE4 Sn778; Calibrated: 2010/10/22
- Phantom: SAM-Back; Type: QD 000 P40 C; Serial: TP-1383
- Measurement SW: DASY5, V5.0 Build 125; SEMCAD X Version 13.4 Build 125

Ch2/Area Scan (51x71x1): Measurement grid: dx=20mm, dy=20mm

Maximum value of SAR (interpolated) = 0.120 mW/g

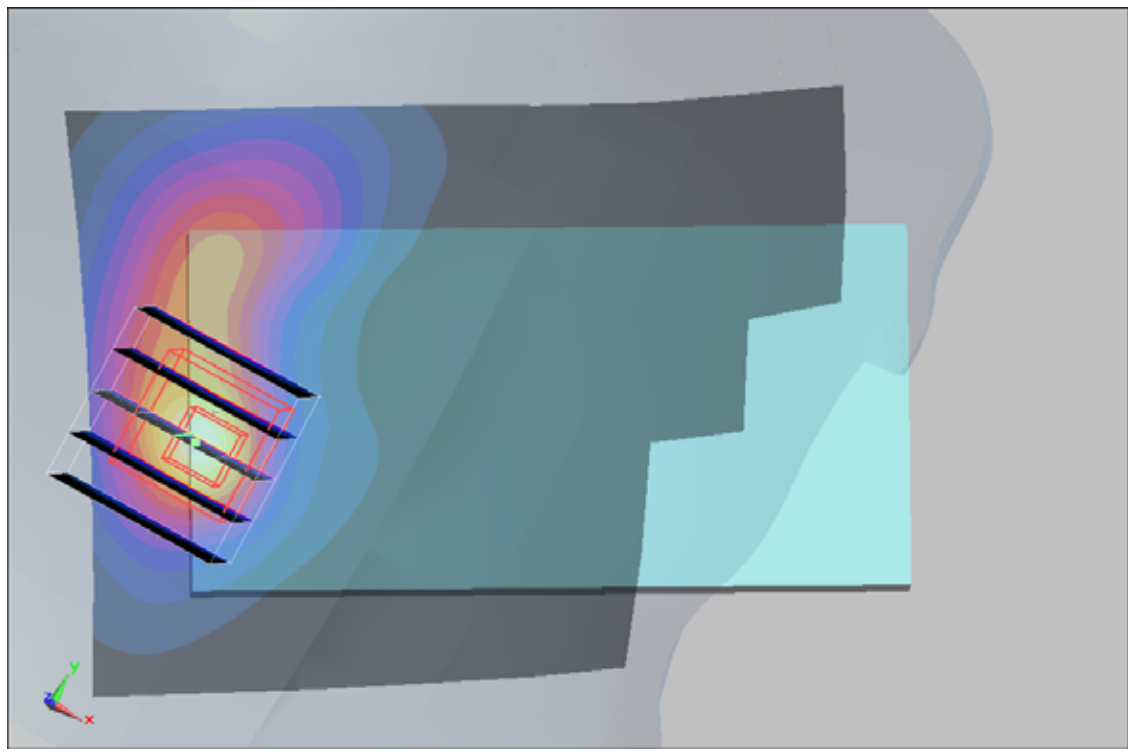
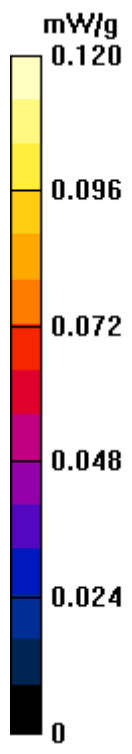
Ch2/Zoom Scan (5x5x7)/Cube 0: Measurement grid: dx=8mm, dy=8mm, dz=5mm

Reference Value = 7.21 V/m; Power Drift = -0.047 dB

Peak SAR (extrapolated) = 0.186 W/kg

SAR(1 g) = 0.098 mW/g; SAR(10 g) = 0.048 mW/g

Maximum value of SAR (measured) = 0.109 mW/g



#22 Wimax2600_QPSK1-2_5M_Left Cheek_Ch2_Ant 1_Battery1

DUT: 132949

Communication System: Wimax_2.6G_5M; Frequency: 2687.5 MHz; Duty Cycle: 1:3.24
Medium: HSL_2600_110429 Medium parameters used: $f = 2687.5$ MHz; $\sigma = 2.04$ mho/m; $\epsilon_r =$

37.8 ; $\rho = 1000$ kg/m³

Ambient Temperature : 21.8 ; Liquid Temperature : 21.4

DASY5 Configuration:

- Probe: EX3DV4 - SN3731; ConvF(6.88, 6.88, 6.88); Calibrated: 2010/9/20
- Sensor-Surface: 4mm (Mechanical Surface Detection)
- Electronics: DAE4 Sn778; Calibrated: 2010/10/22
- Phantom: SAM-Back; Type: QD 000 P40 C; Serial: TP-1383
- Measurement SW: DASY5, V5.0 Build 125; SEMCAD X Version 13.4 Build 125

Ch2/Area Scan (51x71x1): Measurement grid: dx=20mm, dy=20mm

Maximum value of SAR (interpolated) = 0.202 mW/g

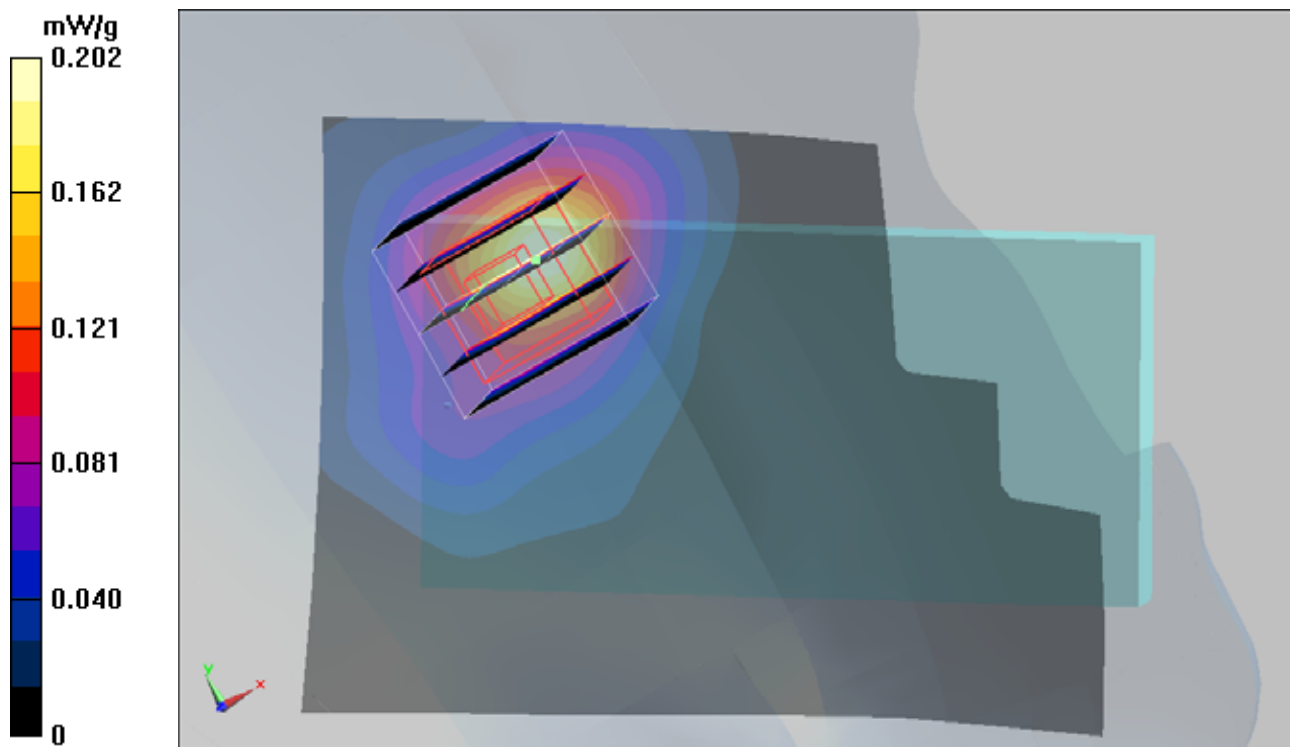
Ch2/Zoom Scan (5x5x7)/Cube 0: Measurement grid: dx=8mm, dy=8mm, dz=5mm

Reference Value = 5.32 V/m; Power Drift = 0.106 dB

Peak SAR (extrapolated) = 0.059 W/kg

SAR(1 g) = 0.277 mW/g; SAR(10 g) = 0.123 mW/g

Maximum value of SAR (measured) = 0.297 mW/g



#22 Wimax2600_QPSK1-2_5M_Left Cheek_Ch2_Ant 1_Battery1_2D

DUT: 132949

Communication System: Wimax_2.6G_5M; Frequency: 2687.5 MHz; Duty Cycle: 1:3.24

Medium: HSL_2600_110429 Medium parameters used: $f = 2687.5$ MHz; $\sigma = 2.04$ mho/m; $\epsilon_r = 37.8$; $\rho = 1000$ kg/m³

Ambient Temperature : 21.8 ; Liquid Temperature : 21.4

DASY5 Configuration:

- Probe: EX3DV4 - SN3731; ConvF(6.88, 6.88, 6.88); Calibrated: 2010/9/20
- Sensor-Surface: 4mm (Mechanical Surface Detection)
- Electronics: DAE4 Sn778; Calibrated: 2010/10/22
- Phantom: SAM-Back; Type: QD 000 P40 C; Serial: TP-1383
- Measurement SW: DASY5, V5.0 Build 125; SEMCAD X Version 13.4 Build 125

Ch2/Area Scan (51x71x1): Measurement grid: dx=20mm, dy=20mm

Maximum value of SAR (interpolated) = 0.202 mW/g

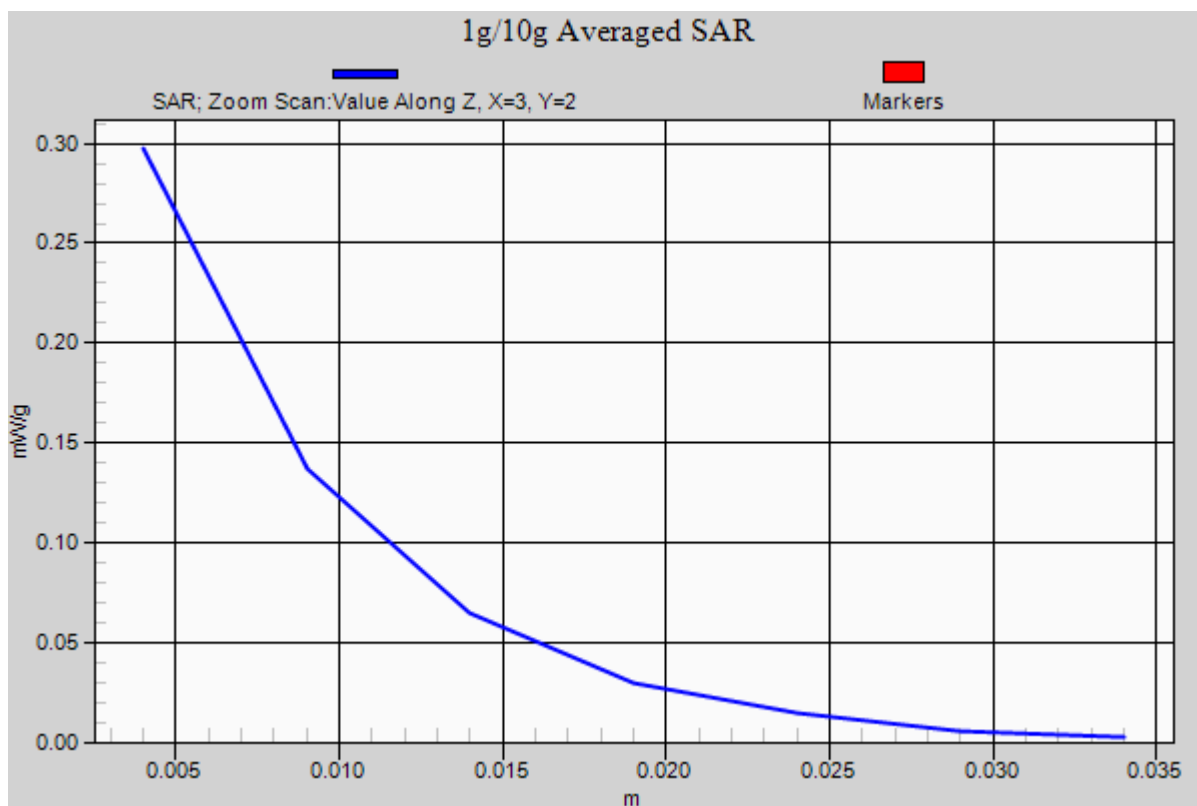
Ch2/Zoom Scan (5x5x7)/Cube 0: Measurement grid: dx=8mm, dy=8mm, dz=5mm

Reference Value = 5.32 V/m; Power Drift = 0.106 dB

Peak SAR (extrapolated) = 0.594 W/kg

SAR(1 g) = 0.277 mW/g; SAR(10 g) = 0.123 mW/g

Maximum value of SAR (measured) = 0.297 mW/g



#23 Wimax2600_QPSK1-2_5M_Left Tilted_Ch2_Ant 1_Battery1

DUT: 132949

Communication System: Wimax_2.6G_5M; Frequency: 2687.5 MHz; Duty Cycle: 1:3.24
Medium: HSL_2600_110429 Medium parameters used: $f = 2687.5$ MHz; $\sigma = 2.04$ mho/m; $\epsilon_r =$

37.8 ; $\rho = 1000$ kg/m³

Ambient Temperature : 21.8 ; Liquid Temperature : 21.4

DASY5 Configuration:

- Probe: EX3DV4 - SN3731; ConvF(6.88, 6.88, 6.88); Calibrated: 2010/9/20
- Sensor-Surface: 4mm (Mechanical Surface Detection)
- Electronics: DAE4 Sn778; Calibrated: 2010/10/22
- Phantom: SAM-Back; Type: QD 000 P40 C; Serial: TP-1383
- Measurement SW: DASY5, V5.0 Build 125; SEMCAD X Version 13.4 Build 125

Ch2/Area Scan (51x71x1): Measurement grid: dx=20mm, dy=20mm

Maximum value of SAR (interpolated) = 0.138 mW/g

Ch2/Zoom Scan (5x5x7)/Cube 0: Measurement grid: dx=8mm, dy=8mm, dz=5mm

Reference Value = 6.09 V/m; Power Drift = 0.062 dB

Peak SAR (extrapolated) = 0.441 W/kg

SAR(1 g) = 0.201 mW/g; SAR(10 g) = 0.086 mW/g

Maximum value of SAR (measured) = 0.227 mW/g


Ch2/Zoom Scan (5x5x7)/Cube 1: Measurement grid: dx=8mm, dy=8mm, dz=5mm

Reference Value = 6.09 V/m; Power Drift = 0.062 dB

Peak SAR (extrapolated) = 0.388 W/kg

SAR(1 g) = 0.115 mW/g; SAR(10 g) = 0.047 mW/g

Maximum value of SAR (measured) = 0.200 mW/g



#28 Wimax2600_QPSK1-2_10M_Right Cheek_Ch2_Ant 1_Battery1

DUT: 132949

Communication System: Wimax; Frequency: 2685 MHz; Duty Cycle: 1:3.24

Medium: HSL_2600_110429 Medium parameters used: $f = 2685$ MHz; $\sigma = 2.04$ mho/m; $\epsilon_r = 37.8$; $\rho = 1000$

kg/m³

Ambient Temperature : 21.8 ; Liquid Temperature : 21.4

DASY5 Configuration:

- Probe: EX3DV4 - SN3731; ConvF(6.88, 6.88, 6.88); Calibrated: 2010/9/20
- Sensor-Surface: 4mm (Mechanical Surface Detection)
- Electronics: DAE4 Sn778; Calibrated: 2010/10/22
- Phantom: SAM-Back; Type: QD 000 P40 C; Serial: TP-1383
- Measurement SW: DASY5, V5.0 Build 125; SEMCAD X Version 13.4 Build 125

Ch2/Area Scan (51x71x1): Measurement grid: dx=20mm, dy=20mm

Maximum value of SAR (interpolated) = 0.069 mW/g

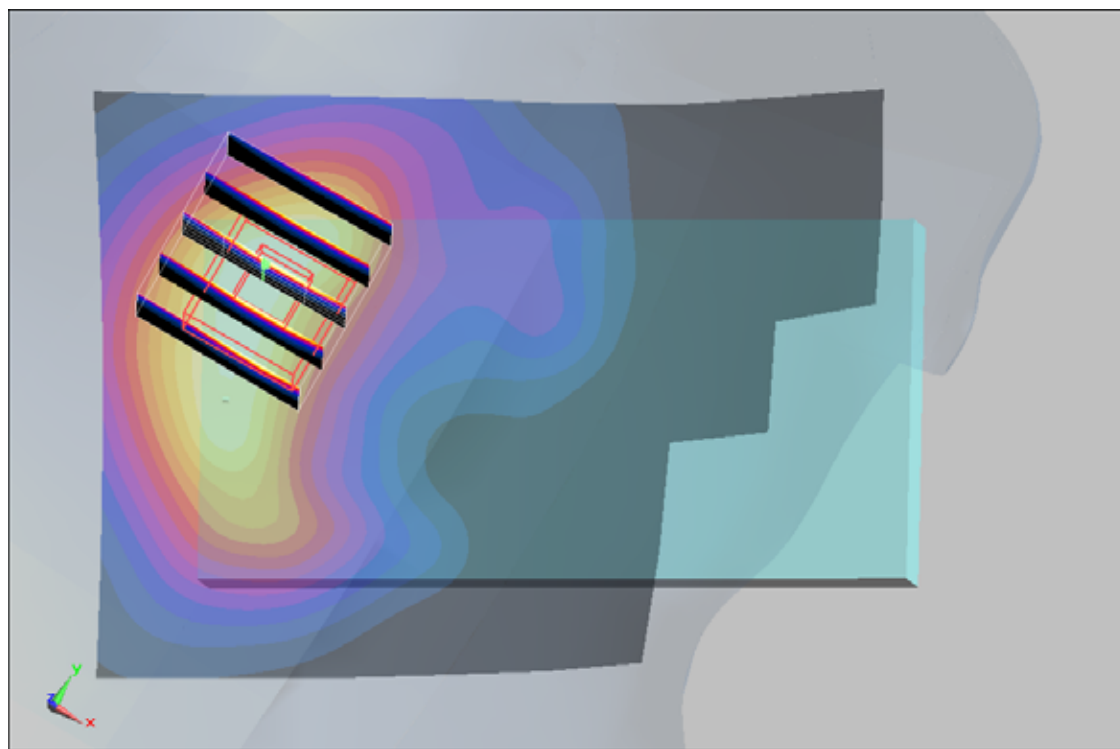
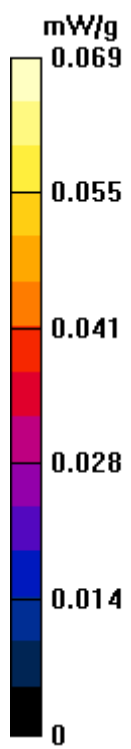
Ch2/Zoom Scan (5x5x7)/Cube 0: Measurement grid: dx=8mm, dy=8mm, dz=5mm

Reference Value = 6.39 V/m; Power Drift = -0.0852 dB

Peak SAR (extrapolated) = 0.180 W/kg

SAR(1 g) = 0.093 mW/g; SAR(10 g) = 0.045 mW/g

Maximum value of SAR (measured) = 0.098 mW/g



#29 Wimax2600_QPSK1-2_10M_Right Cheek_Ch2_Ant 1_Battery2

DUT: 132949

Communication System: Wimax; Frequency: 2685 MHz; Duty Cycle: 1:3.24

Medium: HSL_2600_110429 Medium parameters used: $f = 2685$ MHz; $\sigma = 2.04$ mho/m; $\epsilon_r = 37.8$; $\rho = 1000$

kg/m³

Ambient Temperature : 21.8 ; Liquid Temperature : 21.4

DASY5 Configuration:

- Probe: EX3DV4 - SN3731; ConvF(6.88, 6.88, 6.88); Calibrated: 2010/9/20
- Sensor-Surface: 4mm (Mechanical Surface Detection)
- Electronics: DAE4 Sn778; Calibrated: 2010/10/22
- Phantom: SAM-Back; Type: QD 000 P40 C; Serial: TP-1383
- Measurement SW: DASY5, V5.0 Build 125; SEMCAD X Version 13.4 Build 125

Ch2/Area Scan (51x71x1): Measurement grid: dx=20mm, dy=20mm

Maximum value of SAR (interpolated) = 0.086 mW/g

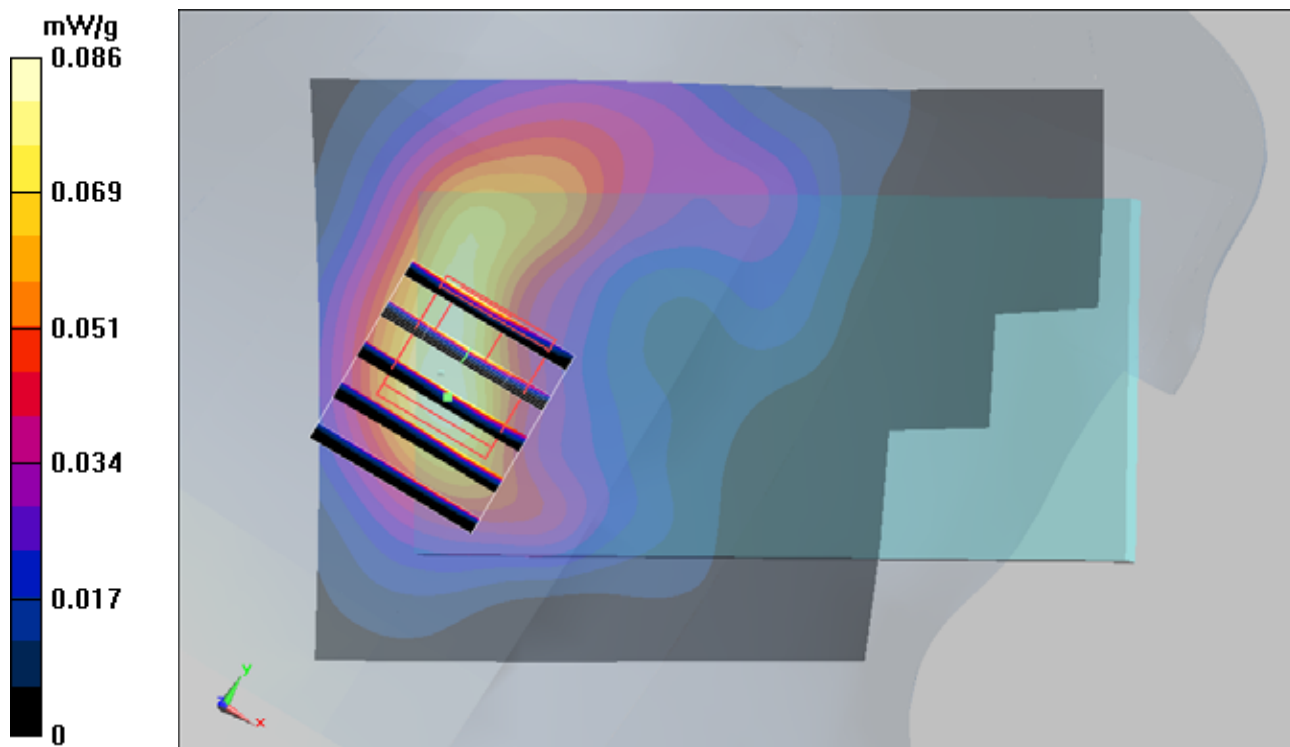
Ch2/Zoom Scan (5x5x7)/Cube 0: Measurement grid: dx=8mm, dy=8mm, dz=5mm

Reference Value = 6.61 V/m; Power Drift = 0.026 dB

Peak SAR (extrapolated) = 0.161 W/kg

SAR(1 g) = 0.089 mW/g; SAR(10 g) = 0.045 mW/g

Maximum value of SAR (measured) = 0.103 mW/g



#30 Wimax2600_QPSK1-2_10M_Right Tilted_Ch2_Ant 1_Battery1

DUT: 132949

Communication System: Wimax; Frequency: 2685 MHz; Duty Cycle: 1:3.24

Medium: HSL_2600_110429 Medium parameters used: $f = 2685$ MHz; $\sigma = 2.04$ mho/m; $\epsilon_r = 37.8$; $\rho = 1000$

kg/m³

Ambient Temperature : 21.8 ; Liquid Temperature : 21.4

DASY5 Configuration:

- Probe: EX3DV4 - SN3731; ConvF(6.88, 6.88, 6.88); Calibrated: 2010/9/20
- Sensor-Surface: 4mm (Mechanical Surface Detection)
- Electronics: DAE4 Sn778; Calibrated: 2010/10/22
- Phantom: SAM-Back; Type: QD 000 P40 C; Serial: TP-1383
- Measurement SW: DASY5, V5.0 Build 125; SEMCAD X Version 13.4 Build 125

Ch2/Area Scan (51x71x1): Measurement grid: dx=20mm, dy=20mm

Maximum value of SAR (interpolated) = 0.104 mW/g

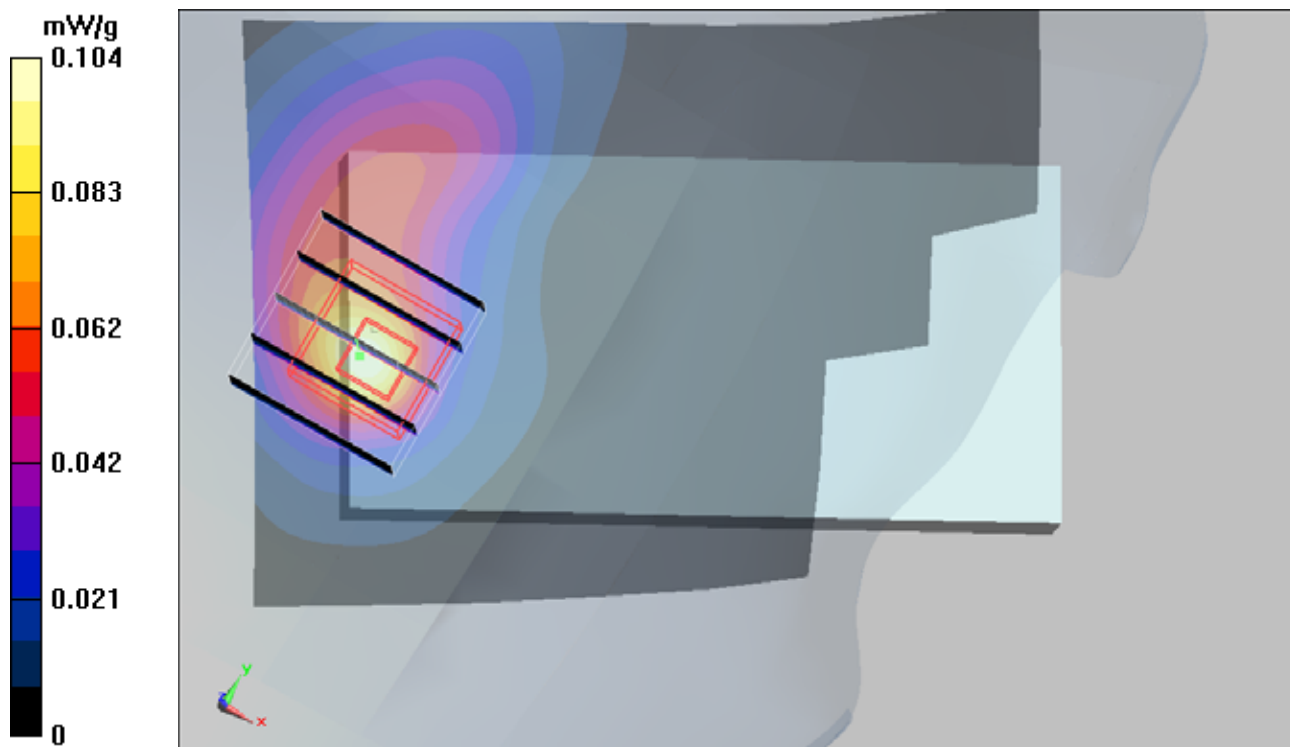
Ch2/Zoom Scan (5x5x7)/Cube 0: Measurement grid: dx=8mm, dy=8mm, dz=5mm

Reference Value = 6.57 V/m; Power Drift = 0.057 dB

Peak SAR (extrapolated) = 0.365 W/kg

SAR(1 g) = 0.084 mW/g; SAR(10 g) = 0.041 mW/g

Maximum value of SAR (measured) = 0.092 mW/g



#31 Wimax2600_QPSK1-2_10M_Left Cheek_Ch2_Ant 1_Battery1

DUT: 132949

Communication System: Wimax; Frequency: 2685 MHz; Duty Cycle: 1:3.24

Medium: HSL_2600_110429 Medium parameters used: $f = 2685$ MHz; $\sigma = 2.04$ mho/m; $\epsilon_r = 37.8$; $\rho = 1000$

kg/m³

Ambient Temperature : 21.8 ; Liquid Temperature : 21.4

DASY5 Configuration:

- Probe: EX3DV4 - SN3731; ConvF(6.88, 6.88, 6.88); Calibrated: 2010/9/20
- Sensor-Surface: 4mm (Mechanical Surface Detection)
- Electronics: DAE4 Sn778; Calibrated: 2010/10/22
- Phantom: SAM-Back; Type: QD 000 P40 C; Serial: TP-1383
- Measurement SW: DASY5, V5.0 Build 125; SEMCAD X Version 13.4 Build 125

Ch2/Area Scan (51x71x1): Measurement grid: dx=20mm, dy=20mm

Maximum value of SAR (interpolated) = 0.205 mW/g

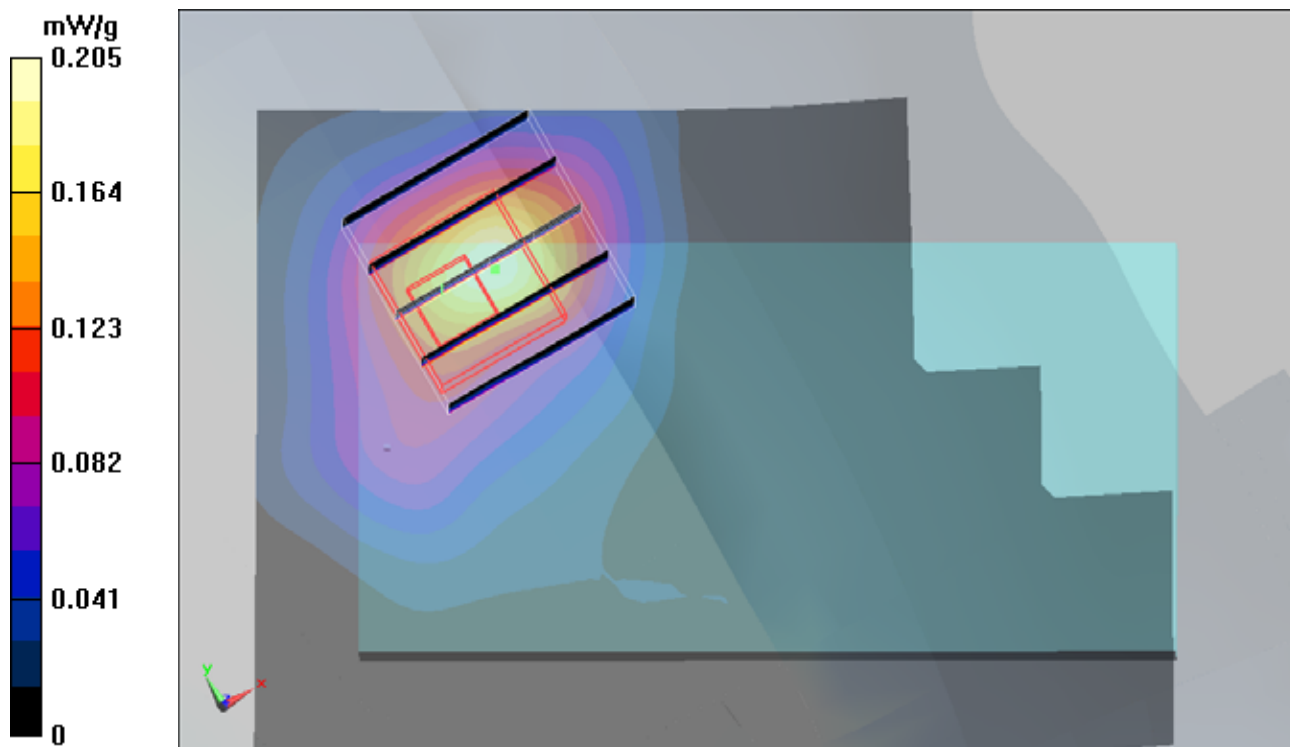
Ch2/Zoom Scan (5x5x7)/Cube 0: Measurement grid: dx=8mm, dy=8mm, dz=5mm

Reference Value = 5.63 V/m; Power Drift = 0.083 dB

Peak SAR (extrapolated) = 0.541 W/kg

SAR(1 g) = 0.253 mW/g; SAR(10 g) = 0.113 mW/g

Maximum value of SAR (measured) = 0.295 mW/g



#31 Wimax2600_QPSK1-2_10M_Left Cheek_Ch2_Ant 1_Battery1_2D

DUT: 132949

Communication System: Wimax; Frequency: 2685 MHz; Duty Cycle: 1:3.24

Medium: HSL_2600_110429 Medium parameters used: $f = 2685$ MHz; $\sigma = 2.04$ mho/m; $\epsilon_r = 37.8$; $\rho = 1000$ kg/m³

Ambient Temperature : 21.8 ; Liquid Temperature : 21.4

DASY5 Configuration:

- Probe: EX3DV4 - SN3731; ConvF(6.88, 6.88, 6.88); Calibrated: 2010/9/20
- Sensor-Surface: 4mm (Mechanical Surface Detection)
- Electronics: DAE4 Sn778; Calibrated: 2010/10/22
- Phantom: SAM-Back; Type: QD 000 P40 C; Serial: TP-1383
- Measurement SW: DASY5, V5.0 Build 125; SEMCAD X Version 13.4 Build 125

Ch2/Area Scan (51x71x1): Measurement grid: dx=20mm, dy=20mm

Maximum value of SAR (interpolated) = 0.205 mW/g

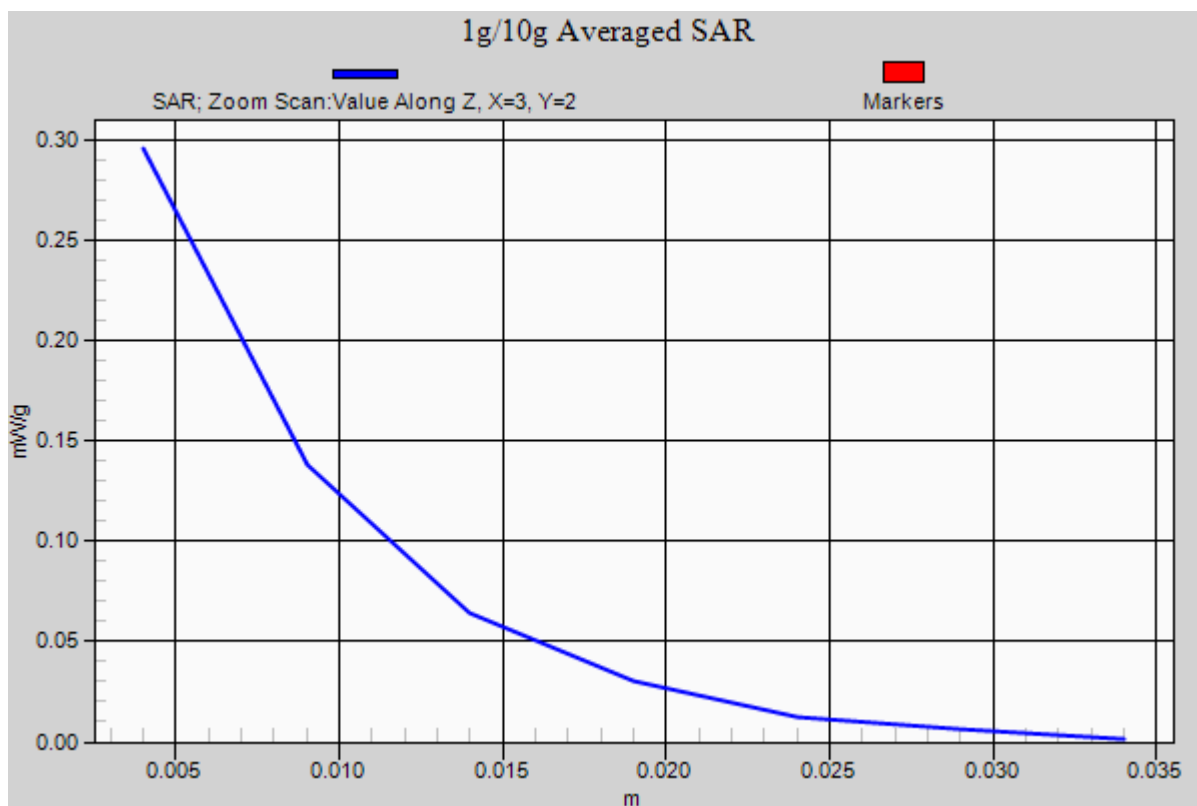
Ch2/Zoom Scan (5x5x7)/Cube 0: Measurement grid: dx=8mm, dy=8mm, dz=5mm

Reference Value = 5.63 V/m; Power Drift = 0.083 dB

Peak SAR (extrapolated) = 0.541 W/kg

SAR(1 g) = 0.253 mW/g; SAR(10 g) = 0.113 mW/g

Maximum value of SAR (measured) = 0.295 mW/g



#32 Wimax2600_QPSK1-2_10M_Left Tilted_Ch2_Ant 1_Battery1

DUT: 132949

Communication System: Wimax; Frequency: 2685 MHz; Duty Cycle: 1:3.24

Medium: HSL_2600_110429 Medium parameters used: $f = 2685$ MHz; $\sigma = 2.04$ mho/m; $\epsilon_r = 37.8$; $\rho = 1000$

kg/m³

Ambient Temperature : 21.8 ; Liquid Temperature : 21.4

DASY5 Configuration:

- Probe: EX3DV4 - SN3731; ConvF(6.88, 6.88, 6.88); Calibrated: 2010/9/20
- Sensor-Surface: 4mm (Mechanical Surface Detection)
- Electronics: DAE4 Sn778; Calibrated: 2010/10/22
- Phantom: SAM-Back; Type: QD 000 P40 C; Serial: TP-1383
- Measurement SW: DASY5, V5.0 Build 125; SEMCAD X Version 13.4 Build 125

Ch2/Area Scan (51x71x1): Measurement grid: dx=20mm, dy=20mm

Maximum value of SAR (interpolated) = 0.151 mW/g

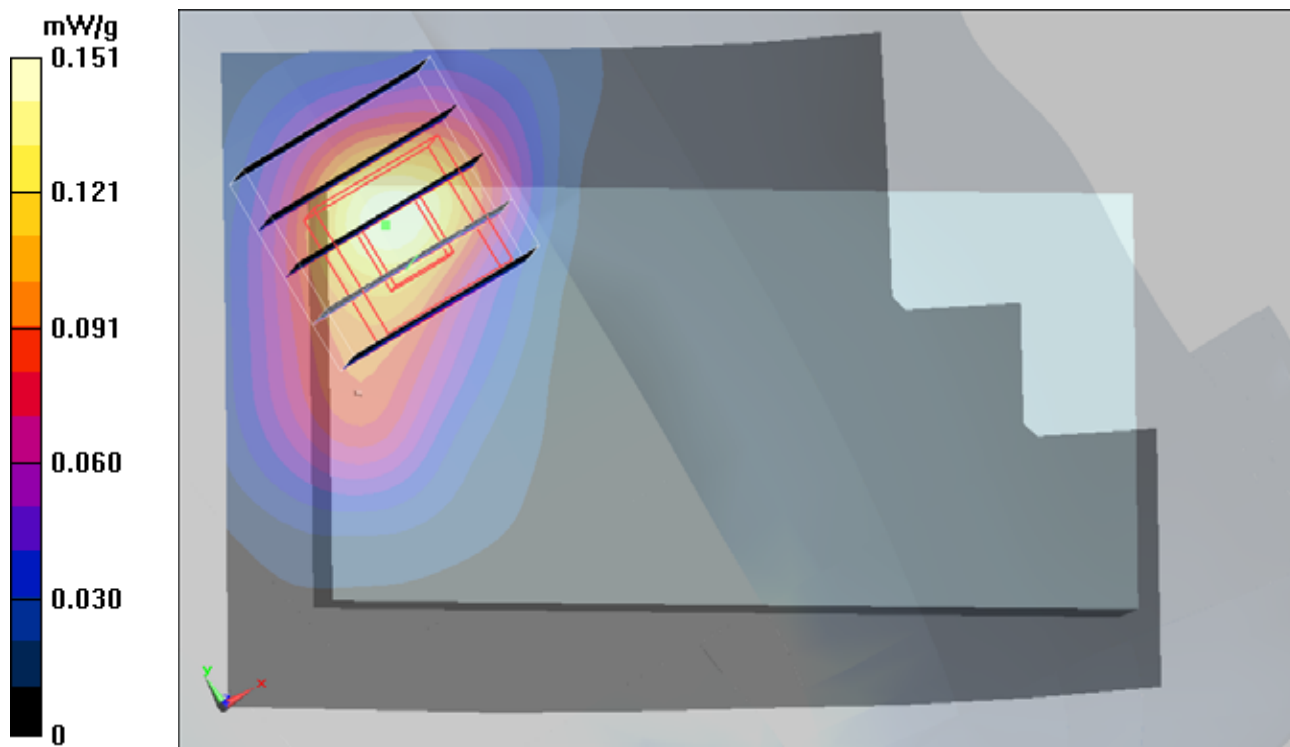
Ch2/Zoom Scan (5x5x7)/Cube 0: Measurement grid: dx=8mm, dy=8mm, dz=5mm

Reference Value = 6.16 V/m; Power Drift = -0.053 dB

Peak SAR (extrapolated) = 0.440 W/kg

SAR(1 g) = 0.196 mW/g; SAR(10 g) = 0.084 mW/g

Maximum value of SAR (measured) = 0.214 mW/g



#33 Wimax2600_QPSK1-2_5M_Bottom_1cm_Ch2_Ant 0_Battery1

DUT: 132949

Communication System: Wimax_2.6G_5M; Frequency: 2687.5 MHz; Duty Cycle: 1:3.24

Medium: MSL_2600_110430 Medium parameters used: $f = 2687.5$ MHz; $\sigma = 2.25$ mho/m; $\epsilon_r = 53.6$; $\rho = 1000$

kg/m³

Ambient Temperature : 22.7 ; Liquid Temperature : 21.4

DASY5 Configuration:

- Probe: EX3DV4 - SN3731; ConvF(6.85, 6.85, 6.85); Calibrated: 2010/9/20
- Sensor-Surface: 4mm (Mechanical Surface Detection)
- Electronics: DAE4 Sn778; Calibrated: 2010/10/22
- Phantom: ELI 4.0; Type: QDOVA001BA; Serial: 1029
- Measurement SW: DASY5, V5.0 Build 125; SEMCAD X Version 13.4 Build 125

Ch2/Area Scan (51x71x1): Measurement grid: dx=20mm, dy=20mm

Maximum value of SAR (interpolated) = 0.194 mW/g

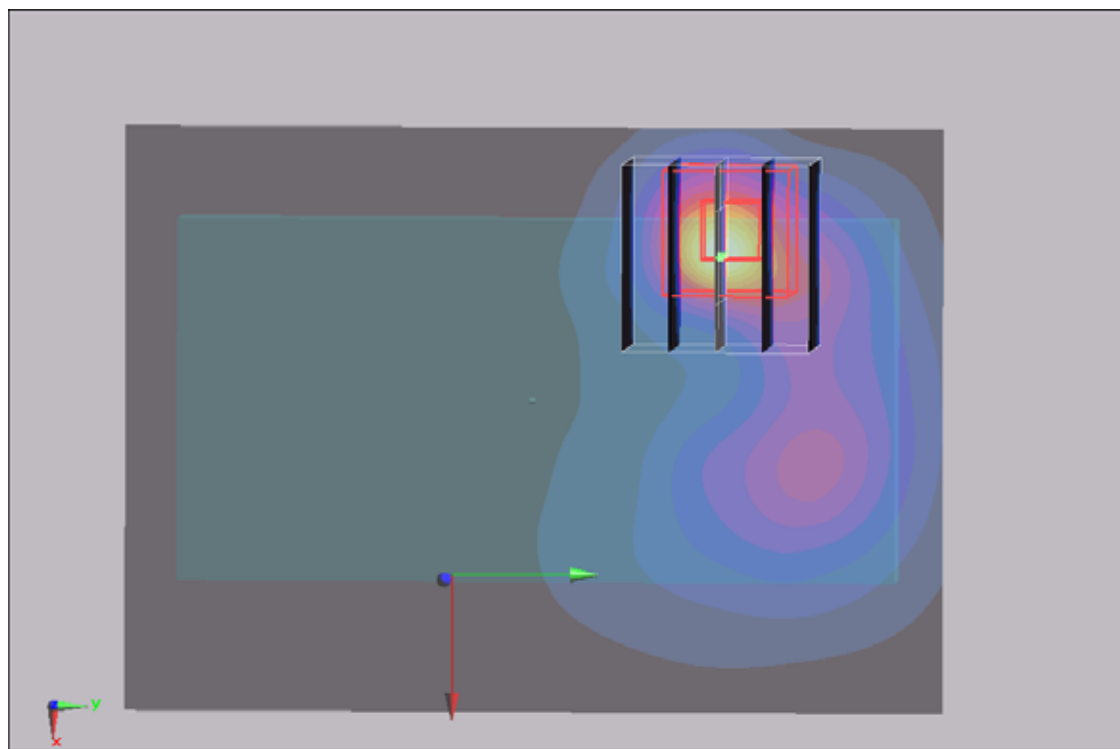
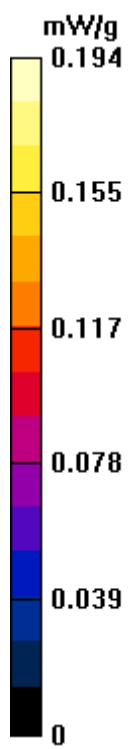
Ch2/Zoom Scan (5x5x7)/Cube 0: Measurement grid: dx=8mm, dy=8mm, dz=5mm

Reference Value = 2.15 V/m; Power Drift = -0.172 dB

Peak SAR (extrapolated) = 0.450 W/kg

SAR(1 g) = 0.187 mW/g; SAR(10 g) = 0.074 mW/g

Maximum value of SAR (measured) = 0.193 mW/g



#33 Wimax2600_QPSK1-2_5M_Bottom_1cm_Ch2_Ant 0_Battery1_2D

DUT: 132949

Communication System: Wimax_2.6G_5M; Frequency: 2687.5 MHz; Duty Cycle: 1:3.24

Medium: MSL_2600_110430 Medium parameters used: $f = 2687.5$ MHz; $\sigma = 2.25$ mho/m; $\epsilon_r = 53.6$; $\rho = 1000$ kg/m³

Ambient Temperature : 22.7 ; Liquid Temperature : 21.4

DASY5 Configuration:

- Probe: EX3DV4 - SN3731; ConvF(6.85, 6.85, 6.85); Calibrated: 2010/9/20
- Sensor-Surface: 4mm (Mechanical Surface Detection)
- Electronics: DAE4 Sn778; Calibrated: 2010/10/22
- Phantom: ELI 4.0; Type: QDOVA001BA; Serial: 1029
- Measurement SW: DASY5, V5.0 Build 125; SEMCAD X Version 13.4 Build 125

Ch2/Area Scan (51x71x1): Measurement grid: dx=20mm, dy=20mm

Maximum value of SAR (interpolated) = 0.194 mW/g

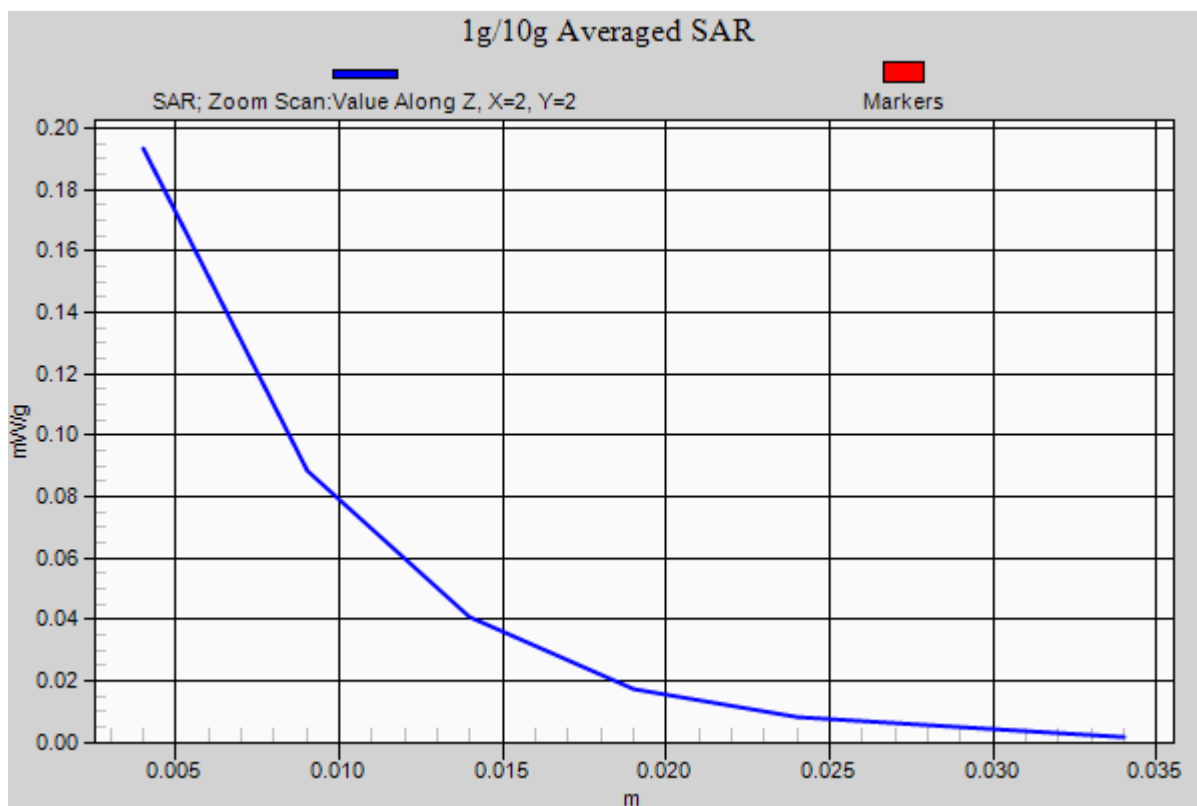
Ch2/Zoom Scan (5x5x7)/Cube 0: Measurement grid: dx=8mm, dy=8mm, dz=5mm

Reference Value = 2.15 V/m; Power Drift = -0.172 dB

Peak SAR (extrapolated) = 0.450 W/kg

SAR(1 g) = 0.187 mW/g; SAR(10 g) = 0.074 mW/g

Maximum value of SAR (measured) = 0.193 mW/g



#34 Wimax2600_QPSK1-2_5M_Bottom_1cm_Ch2_Ant 0_Battery2

DUT: 132949

Communication System: Wimax_2.6G_5M; Frequency: 2687.5 MHz; Duty Cycle: 1:3.24

Medium: MSL_2600_110430 Medium parameters used: $f = 2687.5$ MHz; $\sigma = 2.25$ mho/m; $\epsilon_r = 53.6$; $\rho = 1000$

kg/m³

Ambient Temperature : 22.3 ; Liquid Temperature : 21.4

DASY5 Configuration:

- Probe: EX3DV4 - SN3731; ConvF(6.85, 6.85, 6.85); Calibrated: 2010/9/20
- Sensor-Surface: 4mm (Mechanical Surface Detection)
- Electronics: DAE4 Sn778; Calibrated: 2010/10/22
- Phantom: ELI 4.0; Type: QDOVA001BA; Serial: 1029
- Measurement SW: DASY5, V5.0 Build 125; SEMCAD X Version 13.4 Build 125

Ch2/Area Scan (51x71x1): Measurement grid: dx=20mm, dy=20mm

Maximum value of SAR (interpolated) = 0.200 mW/g

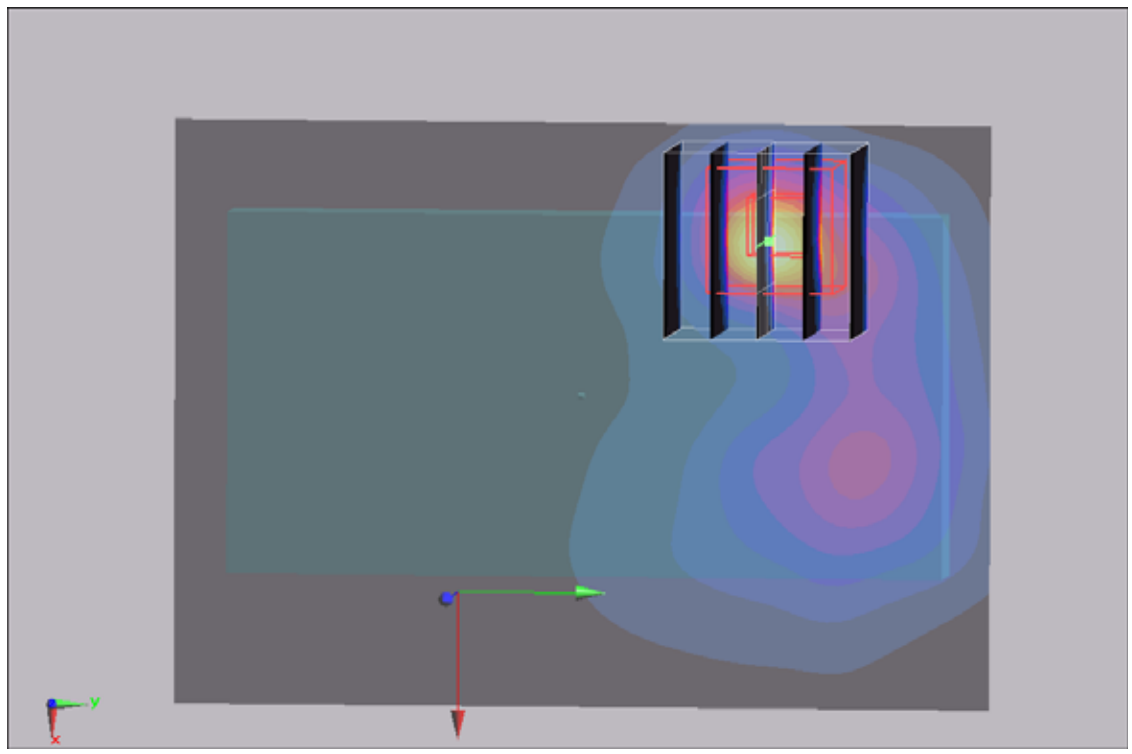
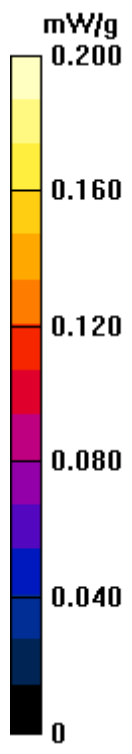
Ch2/Zoom Scan (5x5x7)/Cube 0: Measurement grid: dx=8mm, dy=8mm, dz=5mm

Reference Value = 2.13 V/m; Power Drift = -0.186 dB

Peak SAR (extrapolated) = 0.440 W/kg

SAR(1 g) = 0.185 mW/g; SAR(10 g) = 0.074 mW/g

Maximum value of SAR (measured) = 0.212 mW/g



#35 Wimax2600_QPSK1-2_5M_Face_1cm_Ch2_Ant 0_Battery1

DUT: 132949

Communication System: Wimax_2.6G_5M; Frequency: 2687.5 MHz; Duty Cycle: 1:3.24

Medium: MSL_2600_110430 Medium parameters used: $f = 2687.5$ MHz; $\sigma = 2.25$ mho/m; $\epsilon_r = 53.6$; $\rho = 1000$

kg/m³

Ambient Temperature : 22.7 ; Liquid Temperature : 21.4

DASY5 Configuration:

- Probe: EX3DV4 - SN3731; ConvF(6.85, 6.85, 6.85); Calibrated: 2010/9/20
- Sensor-Surface: 4mm (Mechanical Surface Detection)
- Electronics: DAE4 Sn778; Calibrated: 2010/10/22
- Phantom: ELI 4.0; Type: QDOVA001BA; Serial: 1029
- Measurement SW: DASY5, V5.0 Build 125; SEMCAD X Version 13.4 Build 125

Ch2/Area Scan (51x71x1): Measurement grid: dx=20mm, dy=20mm

Maximum value of SAR (interpolated) = 0.092 mW/g

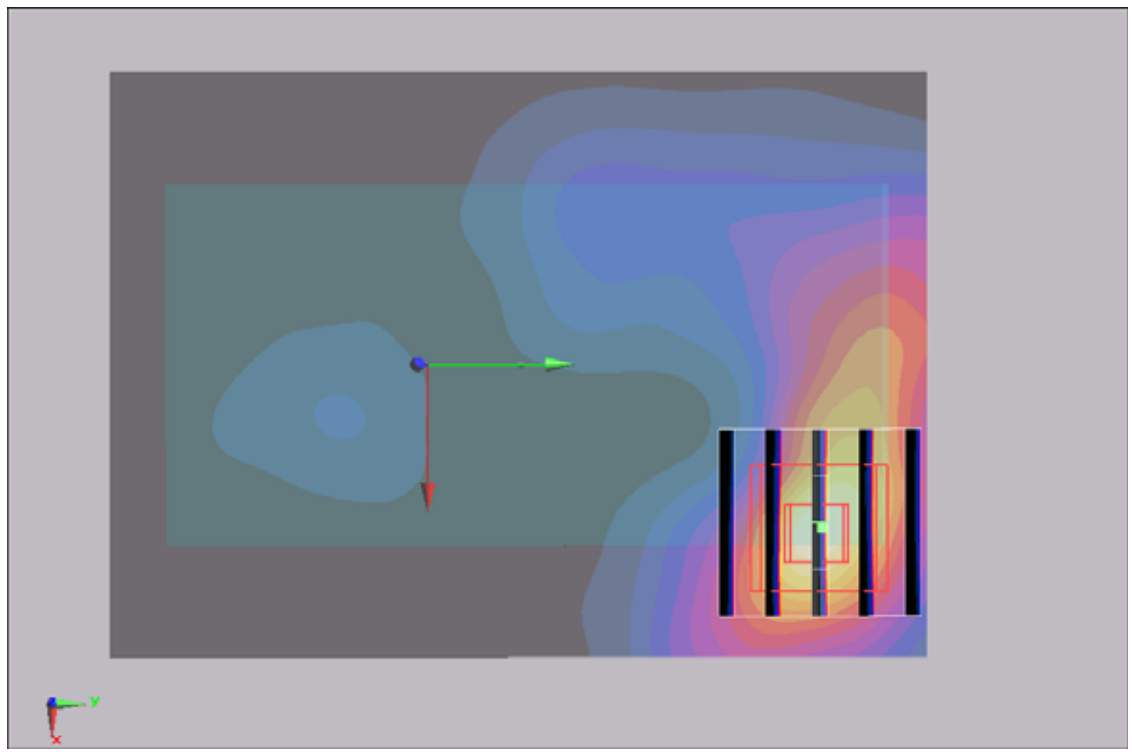
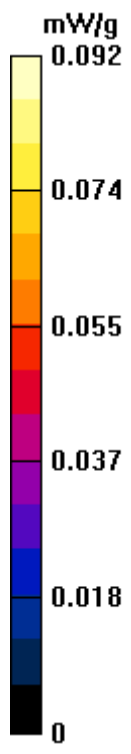
Ch2/Zoom Scan (5x5x7)/Cube 0: Measurement grid: dx=8mm, dy=8mm, dz=5mm

Reference Value = 1.93 V/m; Power Drift = -0.039 dB

Peak SAR (extrapolated) = 0.301 W/kg

SAR(1 g) = 0.079 mW/g; SAR(10 g) = 0.040 mW/g

Maximum value of SAR (measured) = 0.095 mW/g



#36 Wimax2600_QPSK1-2_5M_Left Side_1cm_Ch2_Ant 0_Battery1

DUT: 132949

Communication System: Wimax_2.6G_5M; Frequency: 2687.5 MHz; Duty Cycle: 1:3.24

Medium: MSL_2600_110430 Medium parameters used : $f = 2687.5$ MHz; $\sigma = 2.25$ mho/m; $\epsilon_r = 53.6$; $\rho = 1000$

kg/m³

Ambient Temperature : 22.7 ; Liquid Temperature : 21.4

DASY5 Configuration:

- Probe: EX3DV4 - SN3731; ConvF(6.85, 6.85, 6.85); Calibrated: 2010/9/20
- Sensor-Surface: 4mm (Mechanical Surface Detection)
- Electronics: DAE4 Sn778; Calibrated: 2010/10/22
- Phantom: ELI 4.0; Type: QDOVA001BA; Serial: 1029
- Measurement SW: DASY5, V5.0 Build 125; SEMCAD X Version 13.4 Build 125

Ch2/Area Scan (31x71x1): Measurement grid: dx=20mm, dy=20mm

Maximum value of SAR (interpolated) = 0.014 mW/g

Ch2/Zoom Scan (5x5x7)/Cube 0: Measurement grid: dx=8mm, dy=8mm, dz=5mm

Reference Value = 1.88 V/m; Power Drift = -0.0567 dB

Peak SAR (extrapolated) = 0.046 W/kg

SAR(1 g) = 0.014 mW/g; SAR(10 g) = 0.00667 mW/g

Maximum value of SAR (measured) = 0.016 mW/g

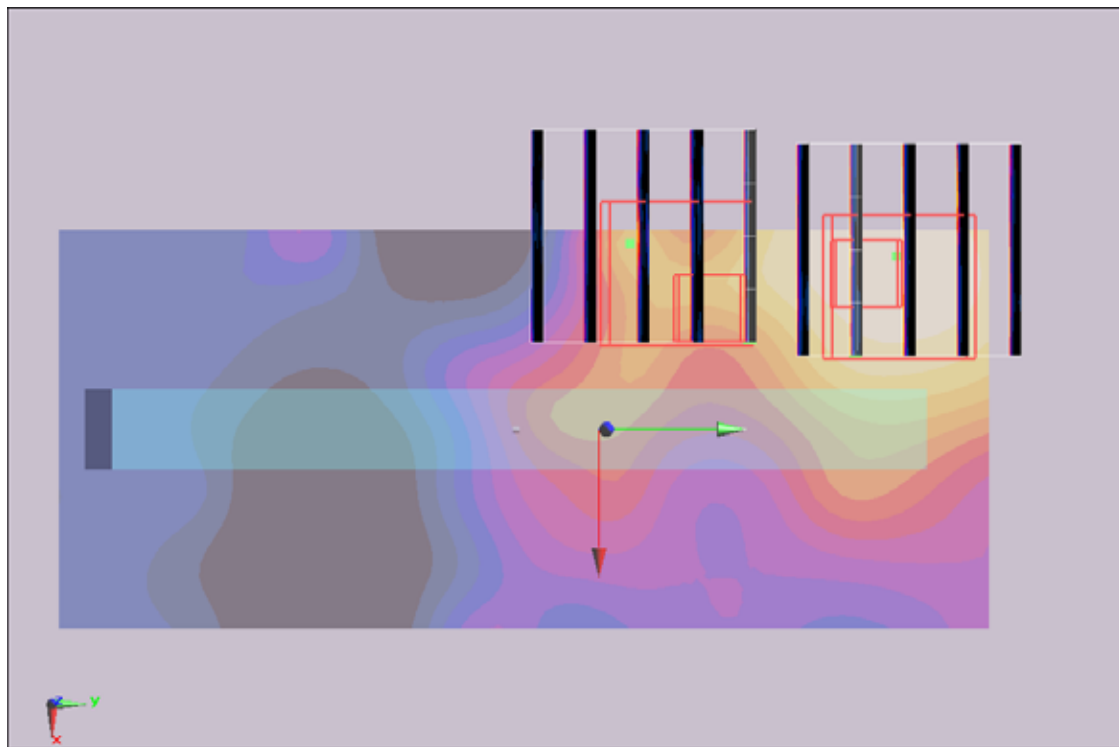
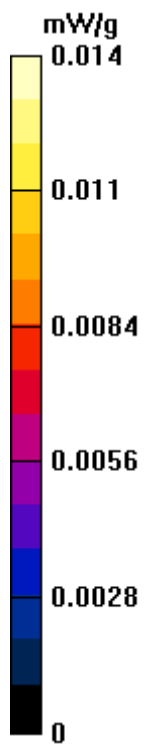
Ch2/Zoom Scan (5x5x7)/Cube 1: Measurement grid: dx=8mm, dy=8mm, dz=5mm

Reference Value = 1.88 V/m; Power Drift = -0.0567 dB

Peak SAR (extrapolated) = 0.049 W/kg

SAR(1 g) = 0.00983 mW/g; SAR(10 g) = 0.00428 mW/g

Maximum value of SAR (measured) = 0.012 mW/g



#37 Wimax2600_QPSK1-2_5M_Right Side_1cm_Ch2_Ant 0_Battery1

DUT: 132949

Communication System: Wimax_2.6G_5M; Frequency: 2687.5 MHz; Duty Cycle: 1:3.24

Medium: MSL_2600_110430 Medium parameters used : $f = 2687.5$ MHz; $\sigma = 2.25$ mho/m; $\epsilon_r = 53.6$; $\rho = 1000$

kg/m³

Ambient Temperature : 22.6 ; Liquid Temperature : 21.4

DASY5 Configuration:

- Probe: EX3DV4 - SN3731; ConvF(6.85, 6.85, 6.85); Calibrated: 2010/9/20
- Sensor-Surface: 4mm (Mechanical Surface Detection)
- Electronics: DAE4 Sn778; Calibrated: 2010/10/22
- Phantom: ELI 4.0; Type: QDOVA001BA; Serial: 1029
- Measurement SW: DASY5, V5.0 Build 125; SEMCAD X Version 13.4 Build 125

Ch2/Area Scan (31x71x1): Measurement grid: dx=20mm, dy=20mm

Maximum value of SAR (interpolated) = 0.132 mW/g

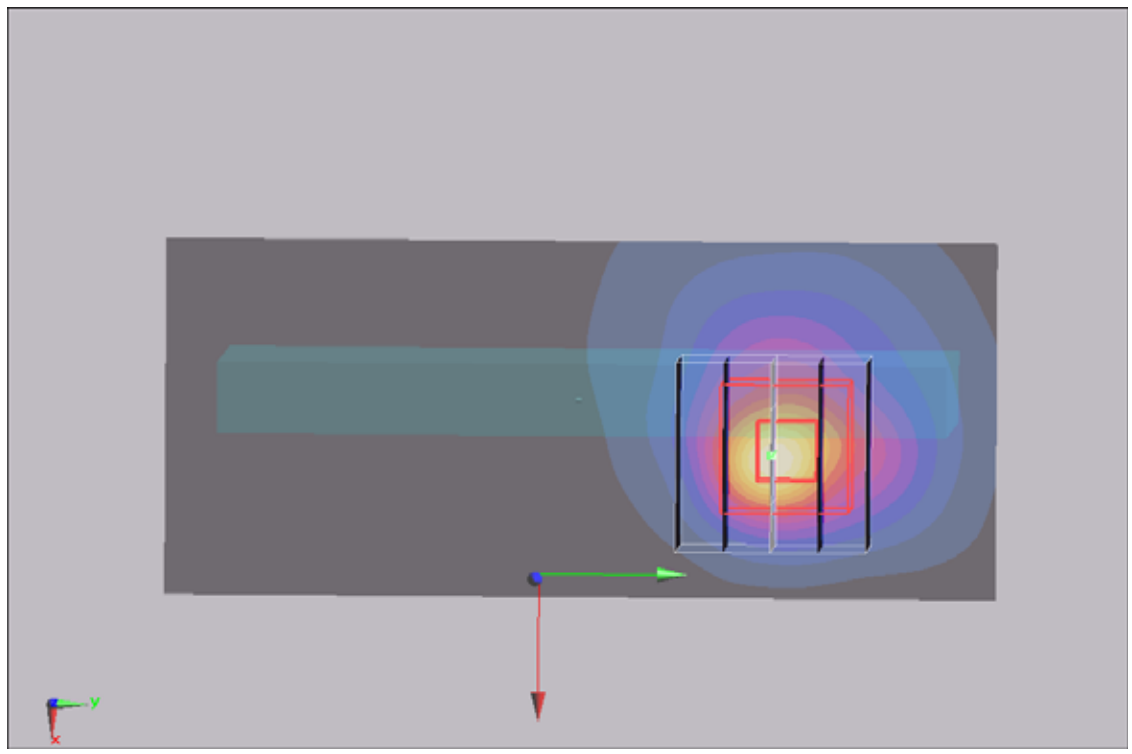
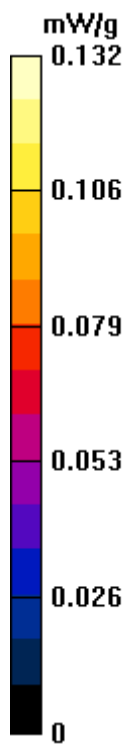
Ch2/Zoom Scan (5x5x7)/Cube 0: Measurement grid: dx=8mm, dy=8mm, dz=5mm

Reference Value = 1.94 V/m; Power Drift = -0.182 dB

Peak SAR (extrapolated) = 0.329 W/kg

SAR(1 g) = 0.145 mW/g; SAR(10 g) = 0.059 mW/g

Maximum value of SAR (measured) = 0.172 mW/g



#38 Wimax2600_QPSK1-2_5M_Top Side_1cm_Ch2_Ant 0_Battery1

DUT: 132949

Communication System: Wimax_2.6G_5M; Frequency: 2687.5 MHz; Duty Cycle: 1:3.24

Medium: MSL_2600_110430 Medium parameters used: $f = 2687.5$ MHz; $\sigma = 2.25$ mho/m; $\epsilon_r = 53.6$; $\rho = 1000$

kg/m³

Ambient Temperature : 22.6 ; Liquid Temperature : 21.4

DASY5 Configuration:

- Probe: EX3DV4 - SN3731; ConvF(6.85, 6.85, 6.85); Calibrated: 2010/9/20
- Sensor-Surface: 4mm (Mechanical Surface Detection)
- Electronics: DAE4 Sn778; Calibrated: 2010/10/22
- Phantom: ELI 4.0; Type: QDOVA001BA; Serial: 1029
- Measurement SW: DASY5, V5.0 Build 125; SEMCAD X Version 13.4 Build 125

Ch2/Area Scan (31x71x1): Measurement grid: dx=20mm, dy=20mm

Maximum value of SAR (interpolated) = 0.125 mW/g

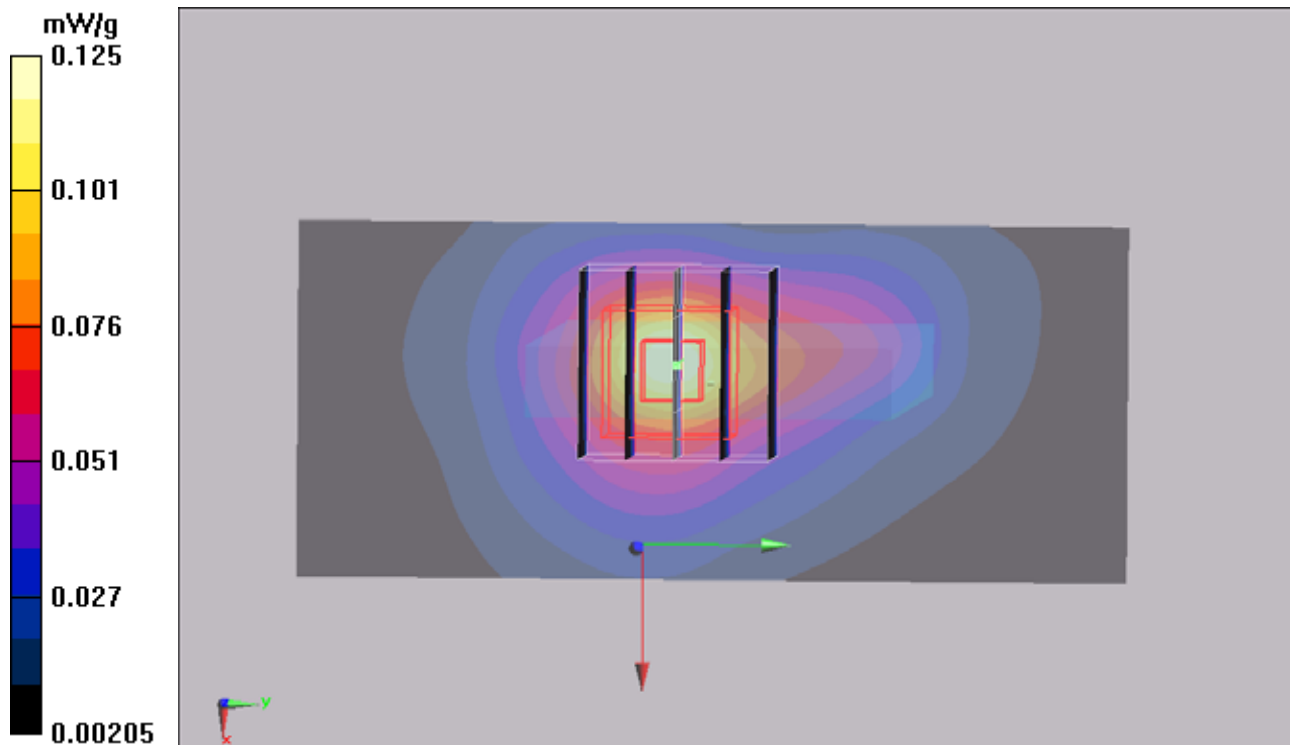
Ch2/Zoom Scan (5x5x7)/Cube 0: Measurement grid: dx=8mm, dy=8mm, dz=5mm

Reference Value = 6.78 V/m; Power Drift = -0.125 dB

Peak SAR (extrapolated) = 0.226 W/kg

SAR(1 g) = 0.110 mW/g; SAR(10 g) = 0.054 mW/g

Maximum value of SAR (measured) = 0.120 mW/g



#40 Wimax2600_QPSK1-2_5M_Bottom_1cm_Ch2_Ant 0_Battery1_Earphone

DUT: 132949

Communication System: Wimax_2.6G_5M; Frequency: 2687.5 MHz; Duty Cycle: 1:3.24

Medium: MSL_2600_110430 Medium parameters used: $f = 2687.5$ MHz; $\sigma = 2.25$ mho/m; $\epsilon_r = 53.6$; $\rho = 1000$

kg/m³

Ambient Temperature : 22.5 ; Liquid Temperature : 21.4

DASY5 Configuration:

- Probe: EX3DV4 - SN3731; ConvF(6.85, 6.85, 6.85); Calibrated: 2010/9/20
- Sensor-Surface: 4mm (Mechanical Surface Detection)
- Electronics: DAE4 Sn778; Calibrated: 2010/10/22
- Phantom: ELI 4.0; Type: QDOVA001BA; Serial: 1029
- Measurement SW: DASY5, V5.0 Build 125; SEMCAD X Version 13.4 Build 125

Ch2/Area Scan (51x71x1): Measurement grid: dx=20mm, dy=20mm

Maximum value of SAR (interpolated) = 0.144 mW/g

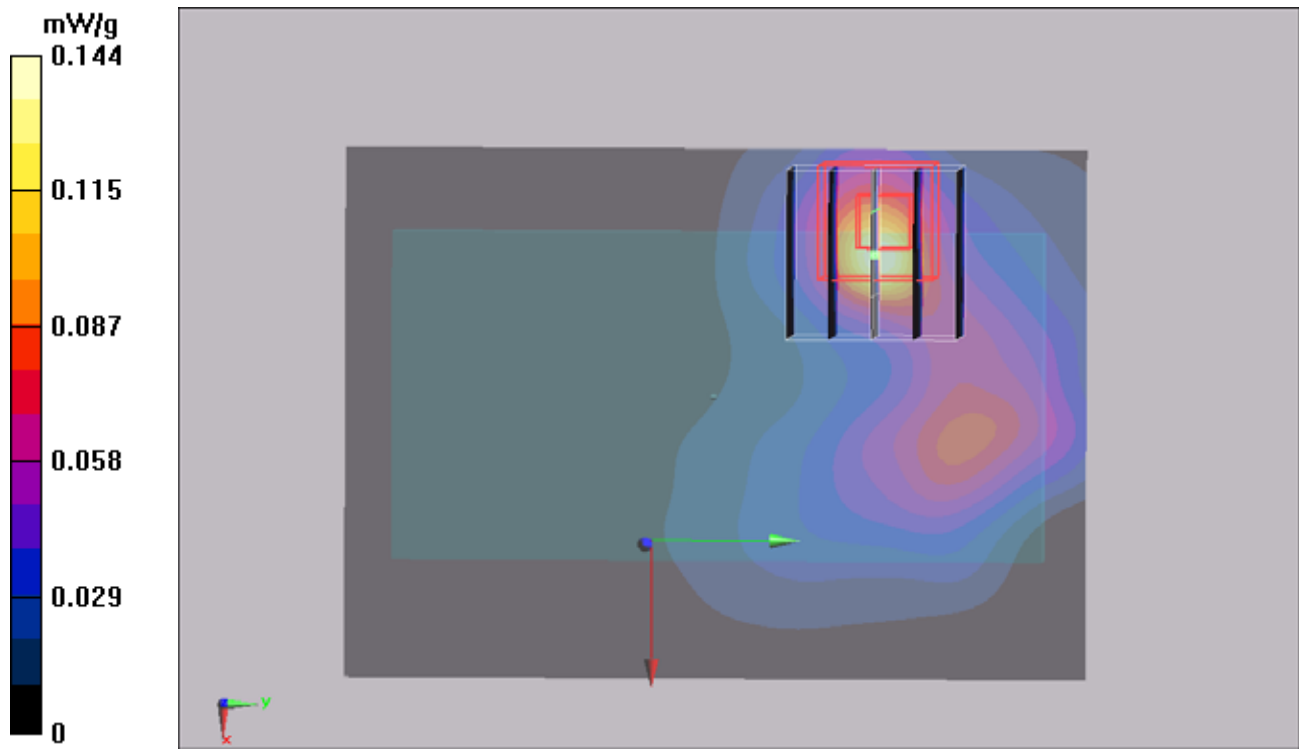
Ch2/Zoom Scan (5x5x7)/Cube 0: Measurement grid: dx=8mm, dy=8mm, dz=5mm

Reference Value = 2.05 V/m; Power Drift = 0.109 dB

Peak SAR (extrapolated) = 0.423 W/kg

SAR(1 g) = 0.179 mW/g; SAR(10 g) = 0.071 mW/g

Maximum value of SAR (measured) = 0.192 mW/g



#41 Wimax2600_QPSK1-2_10M_Bottom_1cm_Ch2_Ant 0_Battery1

DUT: 132949

Communication System: Wimax; Frequency: 2685 MHz; Duty Cycle: 1:3.24

Medium: MSL_2600_110430 Medium parameters used: $f = 2685$ MHz; $\sigma = 2.25$ mho/m; $\epsilon_r = 53.6$; $\rho = 1000$

kg/m³

Ambient Temperature : 22.4 ; Liquid Temperature : 21.4

DASY5 Configuration:

- Probe: EX3DV4 - SN3731; ConvF(6.85, 6.85, 6.85); Calibrated: 2010/9/20
- Sensor-Surface: 4mm (Mechanical Surface Detection)
- Electronics: DAE4 Sn778; Calibrated: 2010/10/22
- Phantom: ELI 4.0; Type: QDOVA001BA; Serial: 1029
- Measurement SW: DASY5, V5.0 Build 125; SEMCAD X Version 13.4 Build 125

Ch2/Area Scan (51x71x1): Measurement grid: dx=20mm, dy=20mm

Maximum value of SAR (interpolated) = 0.085 mW/g

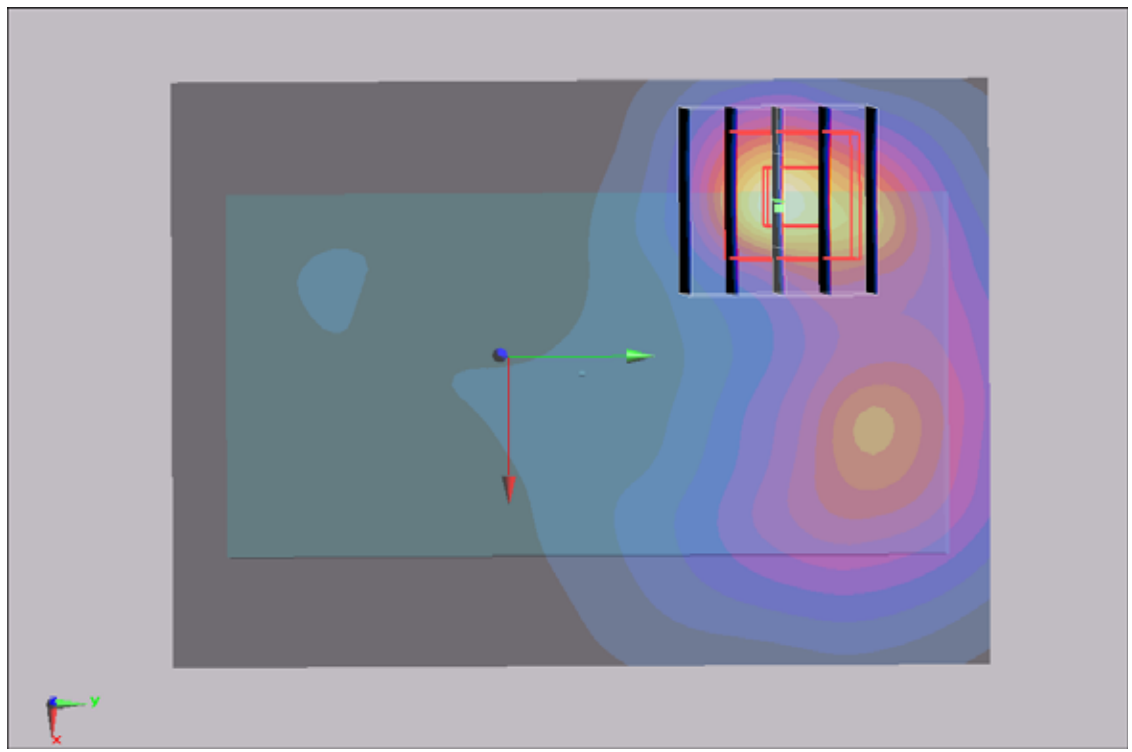
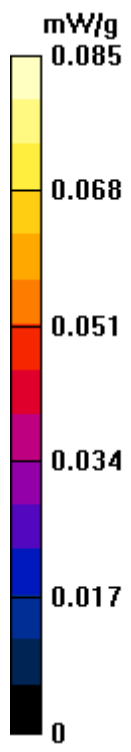
Ch2/Zoom Scan (5x5x7)/Cube 0: Measurement grid: dx=8mm, dy=8mm, dz=5mm

Reference Value = 1.96 V/m; Power Drift = -0.160 dB

Peak SAR (extrapolated) = 0.183 W/kg

SAR(1 g) = 0.082 mW/g; SAR(10 g) = 0.036 mW/g

Maximum value of SAR (measured) = 0.093 mW/g



#42 Wimax2600_QPSK1-2_10M_Bottom_1cm_Ch2_Ant 0_Battery2

DUT: 132949

Communication System: Wimax; Frequency: 2685 MHz; Duty Cycle: 1:3.24

Medium: MSL_2600_110430 Medium parameters used: $f = 2685$ MHz; $\sigma = 2.25$ mho/m; $\epsilon_r = 53.6$; $\rho = 1000$

kg/m³

Ambient Temperature : 22.5 ; Liquid Temperature : 21.4

DASY5 Configuration:

- Probe: EX3DV4 - SN3731; ConvF(6.85, 6.85, 6.85); Calibrated: 2010/9/20
- Sensor-Surface: 4mm (Mechanical Surface Detection)
- Electronics: DAE4 Sn778; Calibrated: 2010/10/22
- Phantom: ELI 4.0; Type: QDOVA001BA; Serial: 1029
- Measurement SW: DASY5, V5.0 Build 125; SEMCAD X Version 13.4 Build 125

Ch2/Area Scan (51x71x1): Measurement grid: dx=20mm, dy=20mm

Maximum value of SAR (interpolated) = 0.078 mW/g

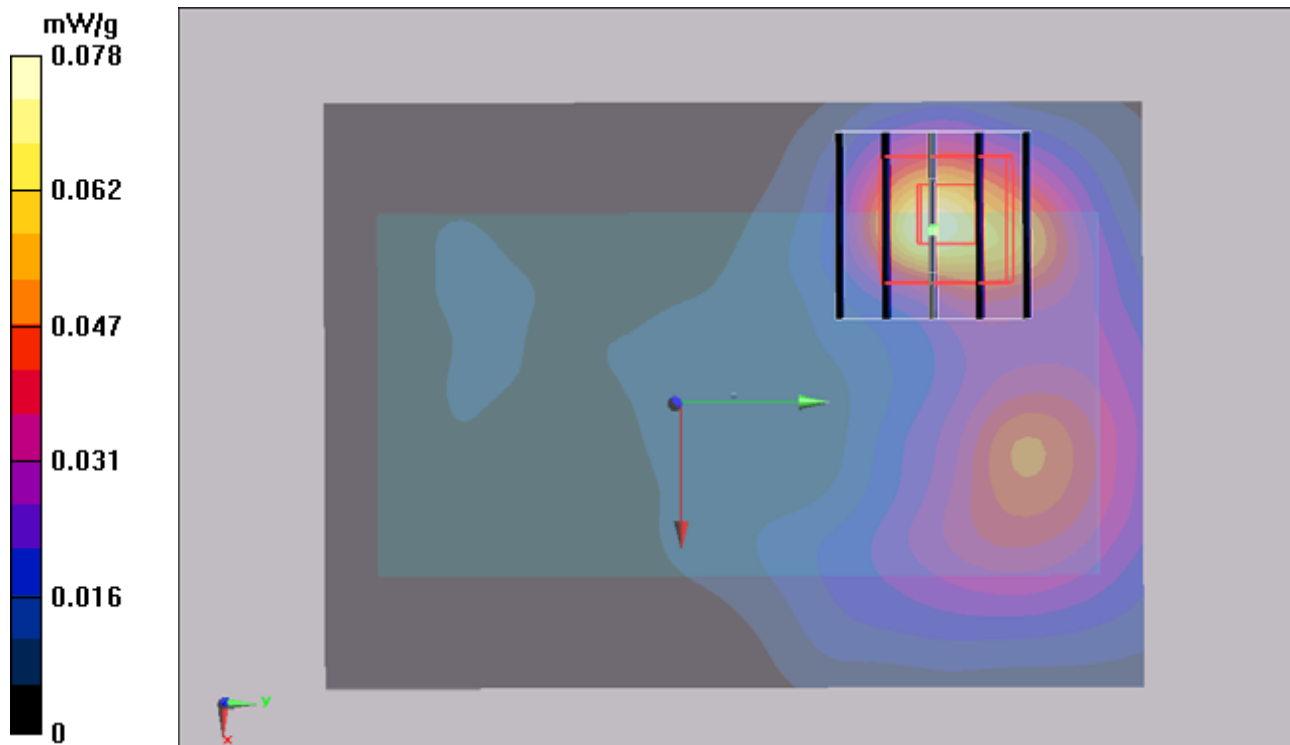
Ch2/Zoom Scan (5x5x7)/Cube 0: Measurement grid: dx=8mm, dy=8mm, dz=5mm

Reference Value = 1.54 V/m; Power Drift = 0.184 dB

Peak SAR (extrapolated) = 0.148 W/kg

SAR(1 g) = 0.072 mW/g; SAR(10 g) = 0.032 mW/g

Maximum value of SAR (measured) = 0.083 mW/g



#43 Wimax2600_QPSK1-2_10M_Face_1cm_Ch2_Ant 0_Battery1

DUT: 132949

Communication System: Wimax; Frequency: 2685 MHz; Duty Cycle: 1:3.24

Medium: MSL_2600_110430 Medium parameters used: $f = 2685$ MHz; $\sigma = 2.25$ mho/m; $\epsilon_r = 53.6$; $\rho = 1000$

kg/m³

Ambient Temperature : 22.5 ; Liquid Temperature : 21.4

DASY5 Configuration:

- Probe: EX3DV4 - SN3731; ConvF(6.85, 6.85, 6.85); Calibrated: 2010/9/20
- Sensor-Surface: 4mm (Mechanical Surface Detection)
- Electronics: DAE4 Sn778; Calibrated: 2010/10/22
- Phantom: ELI 4.0; Type: QDOVA001BA; Serial: 1029
- Measurement SW: DASY5, V5.0 Build 125; SEMCAD X Version 13.4 Build 125

Ch2/Area Scan (51x71x1): Measurement grid: dx=20mm, dy=20mm

Maximum value of SAR (interpolated) = 0.051 mW/g

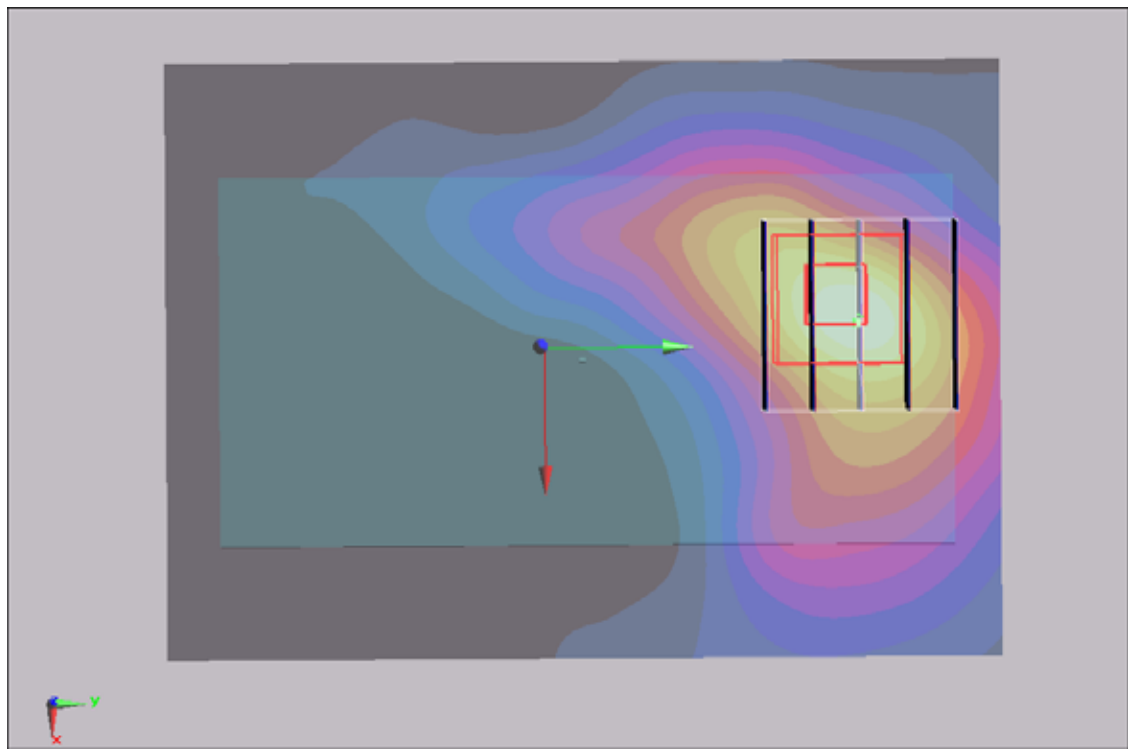
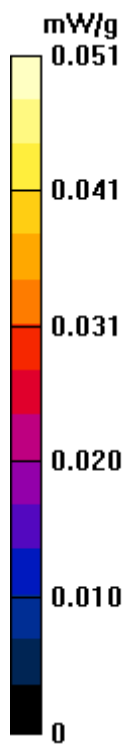
Ch2/Zoom Scan (5x5x7)/Cube 0: Measurement grid: dx=8mm, dy=8mm, dz=5mm

Reference Value = 1.13 V/m; Power Drift = 0.162 dB

Peak SAR (extrapolated) = 0.069 W/kg

SAR(1 g) = 0.043 mW/g; SAR(10 g) = 0.021 mW/g

Maximum value of SAR (measured) = 0.047 mW/g



#44 Wimax2600_QPSK1-2_10M_Left Side_1cm_Ch2_Ant 0_Battery1

DUT: 132949

Communication System: Wimax; Frequency: 2685 MHz; Duty Cycle: 1:3.24

Medium: MSL_2600_110430 Medium parameters used: $f = 2685$ MHz; $\sigma = 2.25$ mho/m; $\epsilon_r = 53.6$; $\rho = 1000$

kg/m³

Ambient Temperature : 22.5 ; Liquid Temperature : 21.4

DASY5 Configuration:

- Probe: EX3DV4 - SN3731; ConvF(6.85, 6.85, 6.85); Calibrated: 2010/9/20
- Sensor-Surface: 4mm (Mechanical Surface Detection)
- Electronics: DAE4 Sn778; Calibrated: 2010/10/22
- Phantom: ELI 4.0; Type: QDOVA001BA; Serial: 1029
- Measurement SW: DASY5, V5.0 Build 125; SEMCAD X Version 13.4 Build 125

Ch2/Area Scan (31x71x1): Measurement grid: dx=20mm, dy=20mm

Maximum value of SAR (interpolated) = 0.031 mW/g

Ch2/Zoom Scan (5x5x7)/Cube 1: Measurement grid: dx=8mm, dy=8mm, dz=5mm

Reference Value = 3.05 V/m; Power Drift = -0.172 dB

Peak SAR (extrapolated) = 0.069 W/kg

SAR(1 g) = 0.024 mW/g; SAR(10 g) = 0.011 mW/g

Maximum value of SAR (measured) = 0.027 mW/g

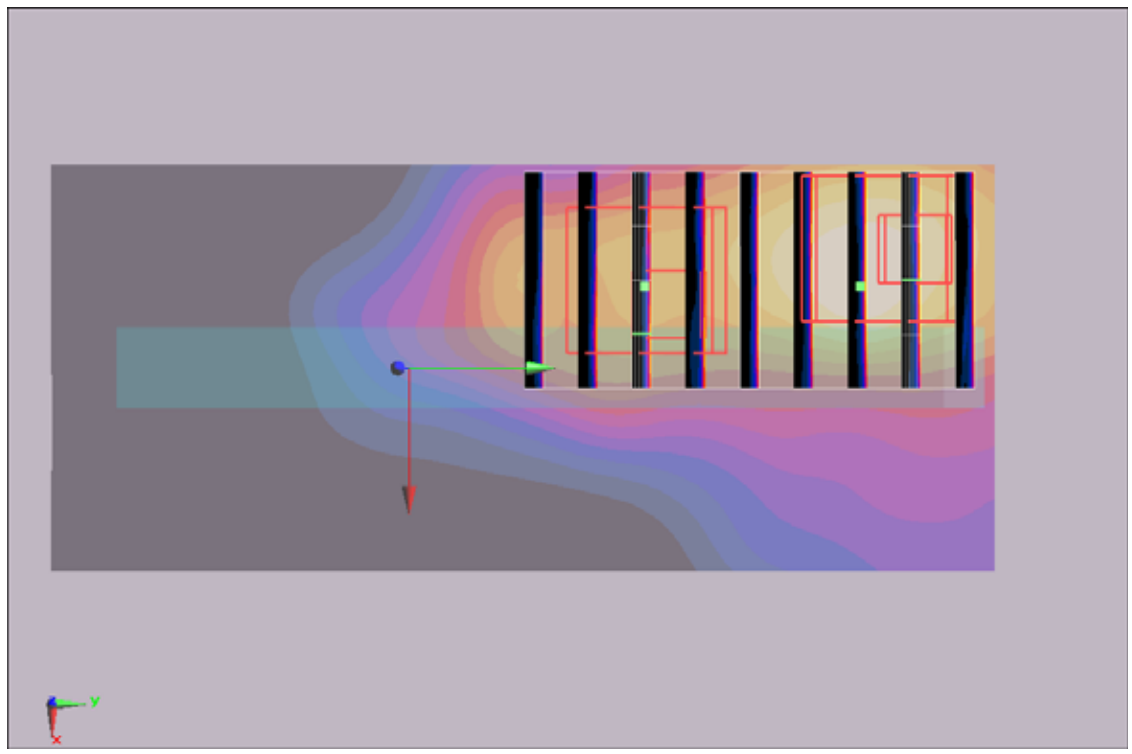
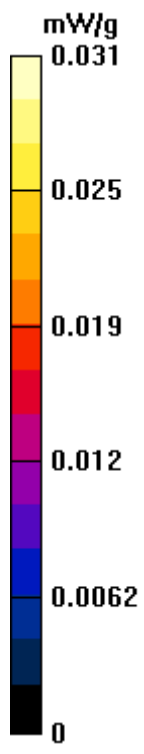
Ch2/Zoom Scan (5x5x7)/Cube 0: Measurement grid: dx=8mm, dy=8mm, dz=5mm

Reference Value = 3.05 V/m; Power Drift = -0.172 dB

Peak SAR (extrapolated) = 0.031 W/kg

SAR(1 g) = 0.023 mW/g; SAR(10 g) = 0.011 mW/g

Maximum value of SAR (measured) = 0.029 mW/g



#45 Wimax2600_QPSK1-2_10M_Right Side_1cm_Ch2_Ant 0_Battery1

DUT: 132949

Communication System: Wimax; Frequency: 2685 MHz; Duty Cycle: 1:3.24

Medium: MSL_2600_110430 Medium parameters used: $f = 2685$ MHz; $\sigma = 2.25$ mho/m; $\epsilon_r = 53.6$; $\rho = 1000$

kg/m³

Ambient Temperature : 22.6 ; Liquid Temperature : 21.4

DASY5 Configuration:

- Probe: EX3DV4 - SN3731; ConvF(6.85, 6.85, 6.85); Calibrated: 2010/9/20
- Sensor-Surface: 4mm (Mechanical Surface Detection)
- Electronics: DAE4 Sn778; Calibrated: 2010/10/22
- Phantom: ELI 4.0; Type: QDOVA001BA; Serial: 1029
- Measurement SW: DASY5, V5.0 Build 125; SEMCAD X Version 13.4 Build 125

Ch2/Area Scan (31x71x1): Measurement grid: dx=20mm, dy=20mm

Maximum value of SAR (interpolated) = 0.131 mW/g

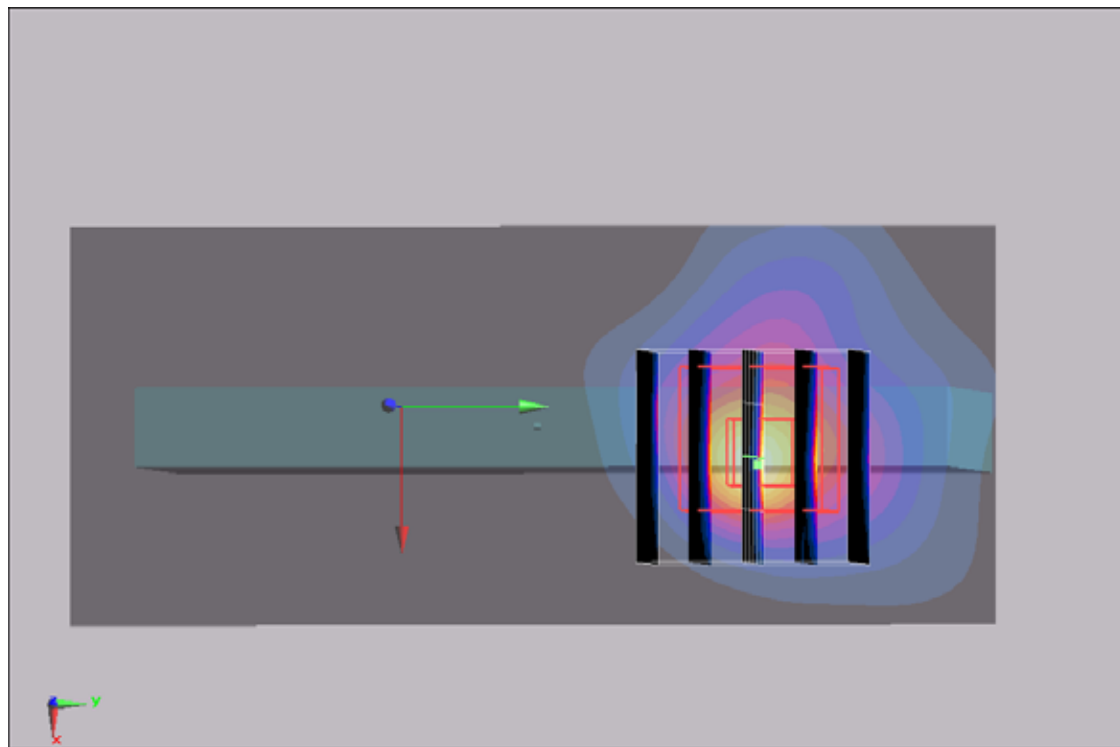
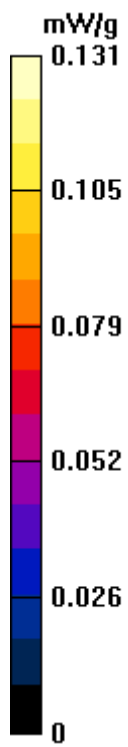
Ch2/Zoom Scan (5x5x7)/Cube 0: Measurement grid: dx=8mm, dy=8mm, dz=5mm

Reference Value = 1.2 V/m; Power Drift = 0.094 dB

Peak SAR (extrapolated) = 0.015 W/kg

SAR(1 g) = 0.136 mW/g; SAR(10 g) = 0.045 mW/g

Maximum value of SAR (measured) = 0.169 mW/g



#45 Wimax2600_QPSK1-2_10M_Right Side_1cm_Ch2_Ant 0_Battery1_2D

DUT: 132949

Communication System: Wimax; Frequency: 2685 MHz; Duty Cycle: 1:3.24

Medium: MSL_2600_110430 Medium parameters used: $f = 2685$ MHz; $\sigma = 2.25$ mho/m; $\epsilon_r = 53.6$; $\rho = 1000$

kg/m³

Ambient Temperature : 22.6 ; Liquid Temperature : 21.4

DASY5 Configuration:

- Probe: EX3DV4 - SN3731; ConvF(6.85, 6.85, 6.85); Calibrated: 2010/9/20
- Sensor-Surface: 4mm (Mechanical Surface Detection)
- Electronics: DAE4 Sn778; Calibrated: 2010/10/22
- Phantom: ELI 4.0; Type: QDOVA001BA; Serial: 1029
- Measurement SW: DASY5, V5.0 Build 125; SEMCAD X Version 13.4 Build 125

Ch2/Area Scan (31x71x1): Measurement grid: dx=20mm, dy=20mm

Maximum value of SAR (interpolated) = 0.131 mW/g

Ch2/Zoom Scan (5x5x7)/Cube 0: Measurement grid: dx=8mm, dy=8mm, dz=5mm

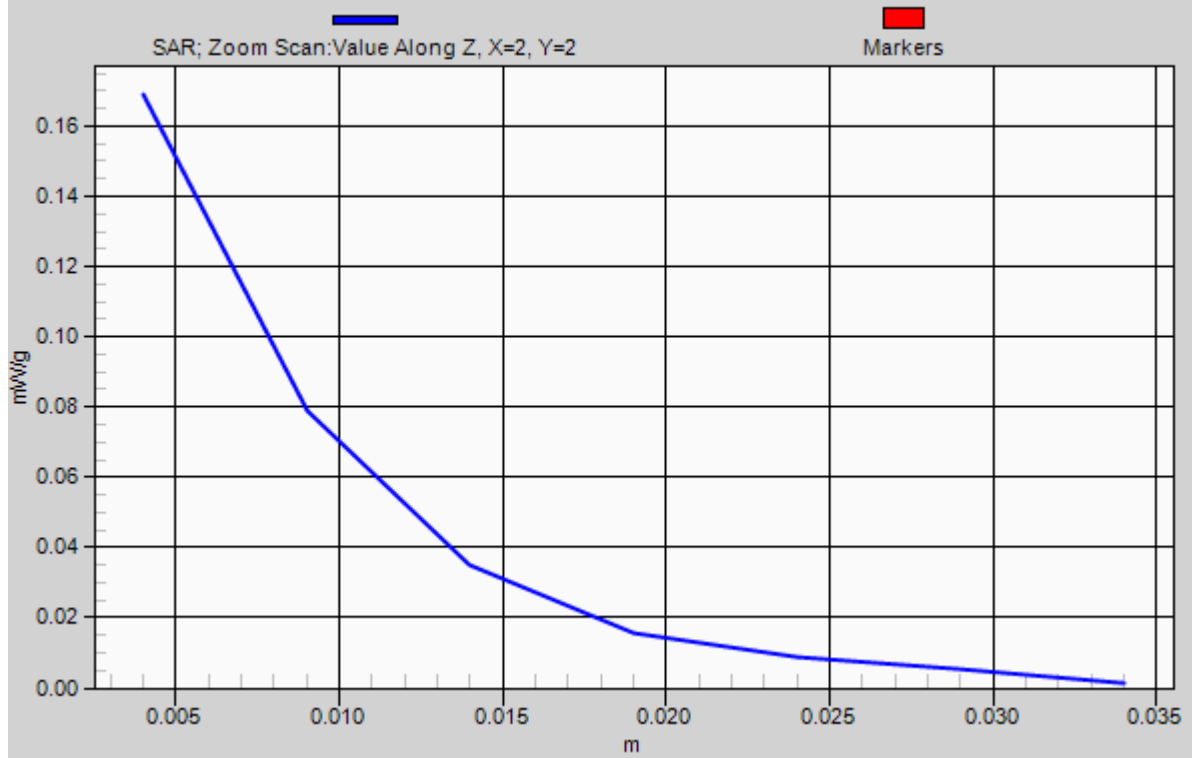
Reference Value = 1.2 V/m; Power Drift = 0.094 dB

Peak SAR (extrapolated) = 0.305 W/kg

SAR(1 g) = 0.136 mW/g; SAR(10 g) = 0.045 mW/g

Maximum value of SAR (measured) = 0.169 mW/g

1g/10g Averaged SAR



#46 Wimax2600_QPSK1-2_10M_Top Side_1cm_Ch2_Ant 0_Battery1

DUT: 132949

Communication System: Wimax; Frequency: 2685 MHz; Duty Cycle: 1:3.24

Medium: MSL_2600_110430 Medium parameters used: $f = 2685$ MHz; $\sigma = 2.25$ mho/m; $\epsilon_r = 53.6$; $\rho = 1000$

kg/m³

Ambient Temperature : 22.5 ; Liquid Temperature : 21.4

DASY5 Configuration:

- Probe: EX3DV4 - SN3731; ConvF(6.85, 6.85, 6.85); Calibrated: 2010/9/20
- Sensor-Surface: 4mm (Mechanical Surface Detection)
- Electronics: DAE4 Sn778; Calibrated: 2010/10/22
- Phantom: ELI 4.0; Type: QDOVA001BA; Serial: 1029
- Measurement SW: DASY5, V5.0 Build 125; SEMCAD X Version 13.4 Build 125

Ch2/Area Scan (31x41x1): Measurement grid: dx=20mm, dy=20mm

Maximum value of SAR (interpolated) = 0.130 mW/g

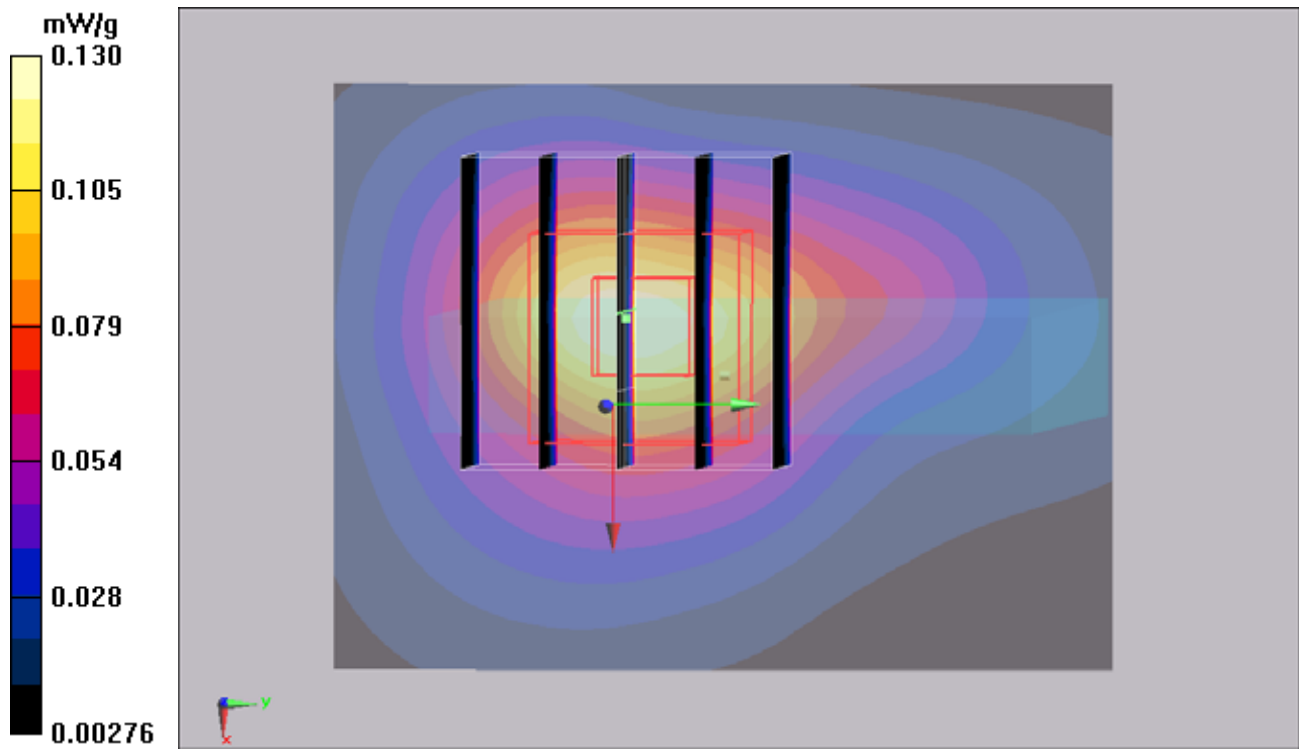
Ch2/Zoom Scan (5x5x7)/Cube 0: Measurement grid: dx=8mm, dy=8mm, dz=5mm

Reference Value = 7.03 V/m; Power Drift = 0.082 dB

Peak SAR (extrapolated) = 0.253 W/kg

SAR(1 g) = 0.123 mW/g; SAR(10 g) = 0.060 mW/g

Maximum value of SAR (measured) = 0.134 mW/g



#48 Wimax2600_QPSK1-2_10M_Bottom_1cm_Ch2_Ant 0_Battery1_Earphone

DUT: 132949

Communication System: Wimax; Frequency: 2685 MHz; Duty Cycle: 1:3.24

Medium: MSL_2600_110430 Medium parameters used: $f = 2685$ MHz; $\sigma = 2.25$ mho/m; $\epsilon_r = 53.6$; $\rho = 1000$

kg/m³

Ambient Temperature : 22.5 ; Liquid Temperature : 21.4

DASY5 Configuration:

- Probe: EX3DV4 - SN3731; ConvF(6.85, 6.85, 6.85); Calibrated: 2010/9/20
- Sensor-Surface: 4mm (Mechanical Surface Detection)
- Electronics: DAE4 Sn778; Calibrated: 2010/10/22
- Phantom: ELI 4.0; Type: QDOVA001BA; Serial: 1029
- Measurement SW: DASY5, V5.0 Build 125; SEMCAD X Version 13.4 Build 125

Ch2/Area Scan (51x71x1): Measurement grid: dx=20mm, dy=20mm

Maximum value of SAR (interpolated) = 0.089 mW/g

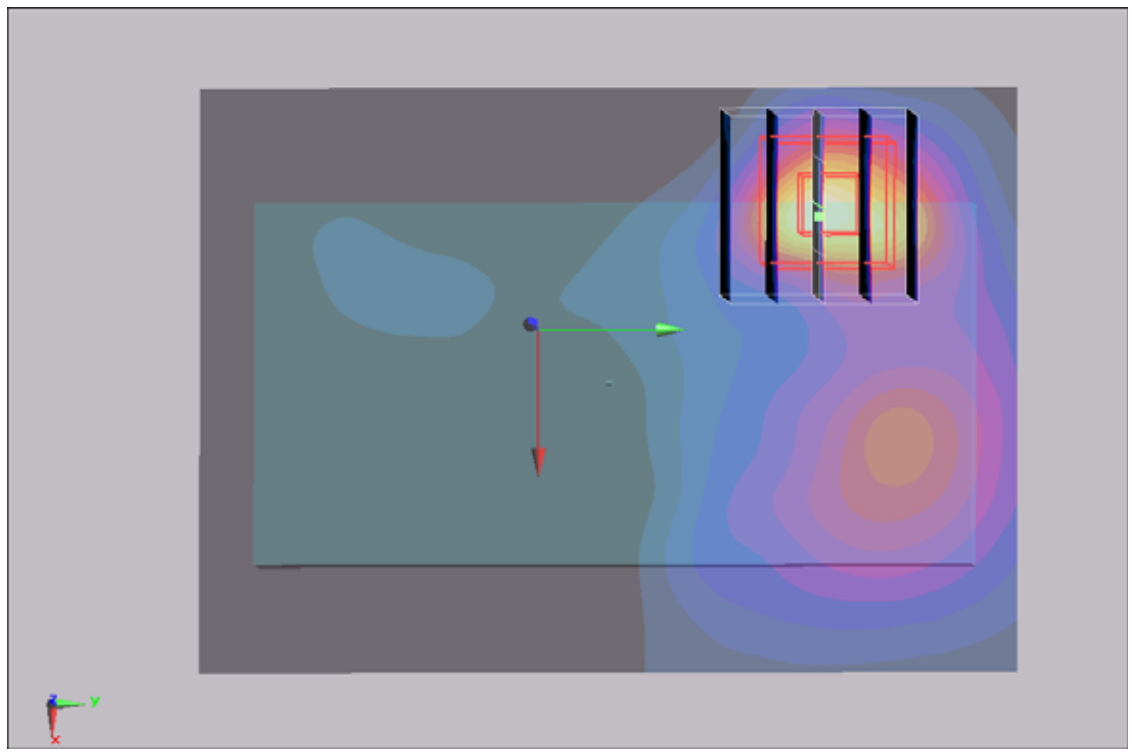
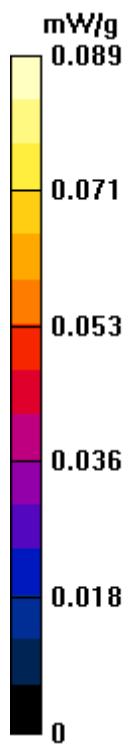
Ch2/Zoom Scan (5x5x7)/Cube 0: Measurement grid: dx=8mm, dy=8mm, dz=5mm

Reference Value = 1.8 V/m; Power Drift = -0.116 dB

Peak SAR (extrapolated) = 0.173 W/kg

SAR(1 g) = 0.084 mW/g; SAR(10 g) = 0.037 mW/g

Maximum value of SAR (measured) = 0.099 mW/g



#49 Wimax2600_QPSK1-2_5M_Bottom_1cm_Ch2_Ant 1_Battery1

DUT: 132949

Communication System: Wimax; Frequency: 2687.5 MHz; Duty Cycle: 1:3.24

Medium: MSL_2600_110501 Medium parameters used: $f = 2687.5$ MHz; $\sigma = 2.25$ mho/m; $\epsilon_r = 52.6$; $\rho = 1000$

kg/m³

Ambient Temperature : 22.6 ; Liquid Temperature : 21.6

DASY5 Configuration:

- Probe: EX3DV4 - SN3731; ConvF(6.85, 6.85, 6.85); Calibrated: 2010/9/20
- Sensor-Surface: 4mm (Mechanical Surface Detection)
- Electronics: DAE4 Sn778; Calibrated: 2010/10/22
- Phantom: SAM-Back; Type: QD 000 P40 C; Serial: TP-1383
- Measurement SW: DASY5, V5.0 Build 125; SEMCAD X Version 13.4 Build 125

Ch2/Area Scan (51x71x1): Measurement grid: dx=20mm, dy=20mm

Maximum value of SAR (interpolated) = 0.277 mW/g

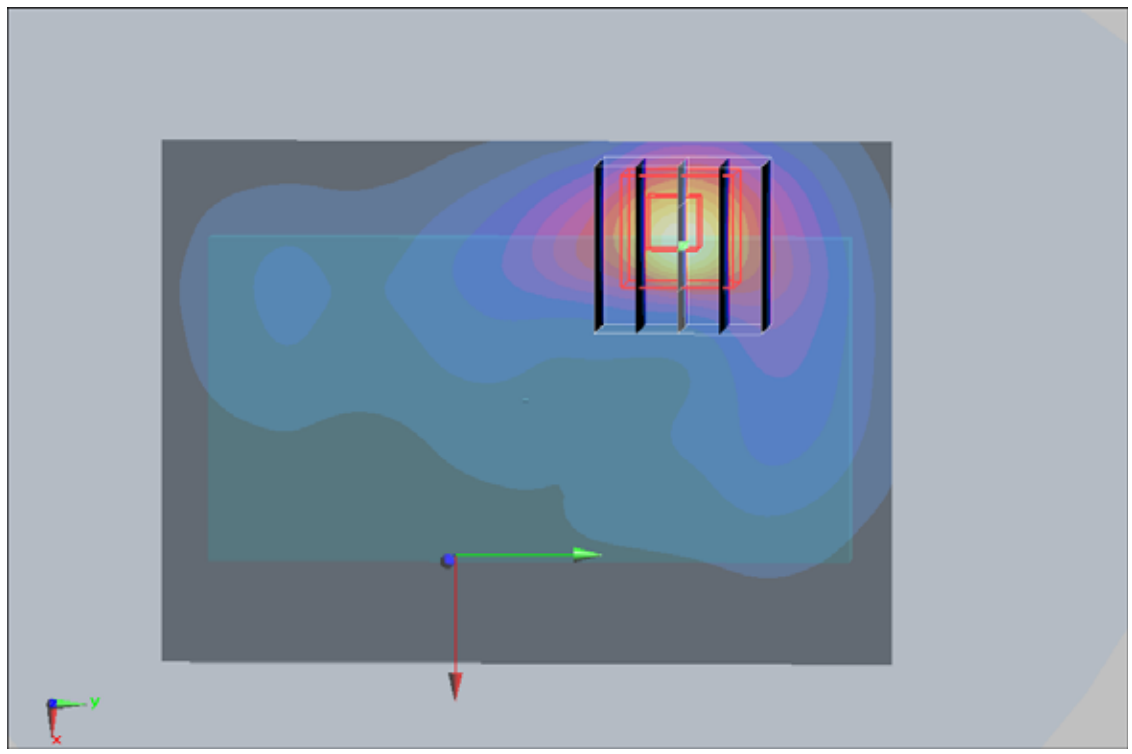
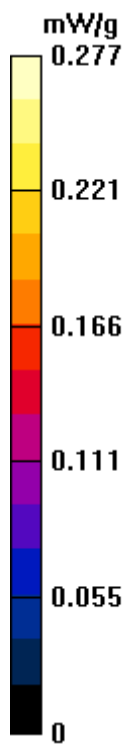
Ch2/Zoom Scan (5x5x7)/Cube 0: Measurement grid: dx=8mm, dy=8mm, dz=5mm

Reference Value = 4.09 V/m; Power Drift = -0.124 dB

Peak SAR (extrapolated) = 0.597 W/kg

SAR(1 g) = 0.276 mW/g; SAR(10 g) = 0.125 mW/g

Maximum value of SAR (measured) = 0.289 mW/g



#50 Wimax2600_QPSK1-2_5M_Bottom_1cm_Ch2_Ant 1_Battery2

DUT: 132949

Communication System: Wimax; Frequency: 2687.5 MHz; Duty Cycle: 1:3.24

Medium: MSL_2600_110501 Medium parameters used: $f = 2687.5$ MHz; $\sigma = 2.25$ mho/m; $\epsilon_r = 52.6$; $\rho = 1000$

kg/m³

Ambient Temperature : 22.4 ; Liquid Temperature : 21.4

DASY5 Configuration:

- Probe: EX3DV4 - SN3731; ConvF(6.85, 6.85, 6.85); Calibrated: 2010/9/20
- Sensor-Surface: 4mm (Mechanical Surface Detection)
- Electronics: DAE4 Sn778; Calibrated: 2010/10/22
- Phantom: SAM-Back; Type: QD 000 P40 C; Serial: TP-1383
- Measurement SW: DASY5, V5.0 Build 125; SEMCAD X Version 13.4 Build 125

Ch2/Area Scan (51x71x1): Measurement grid: dx=20mm, dy=20mm

Maximum value of SAR (interpolated) = 0.285 mW/g

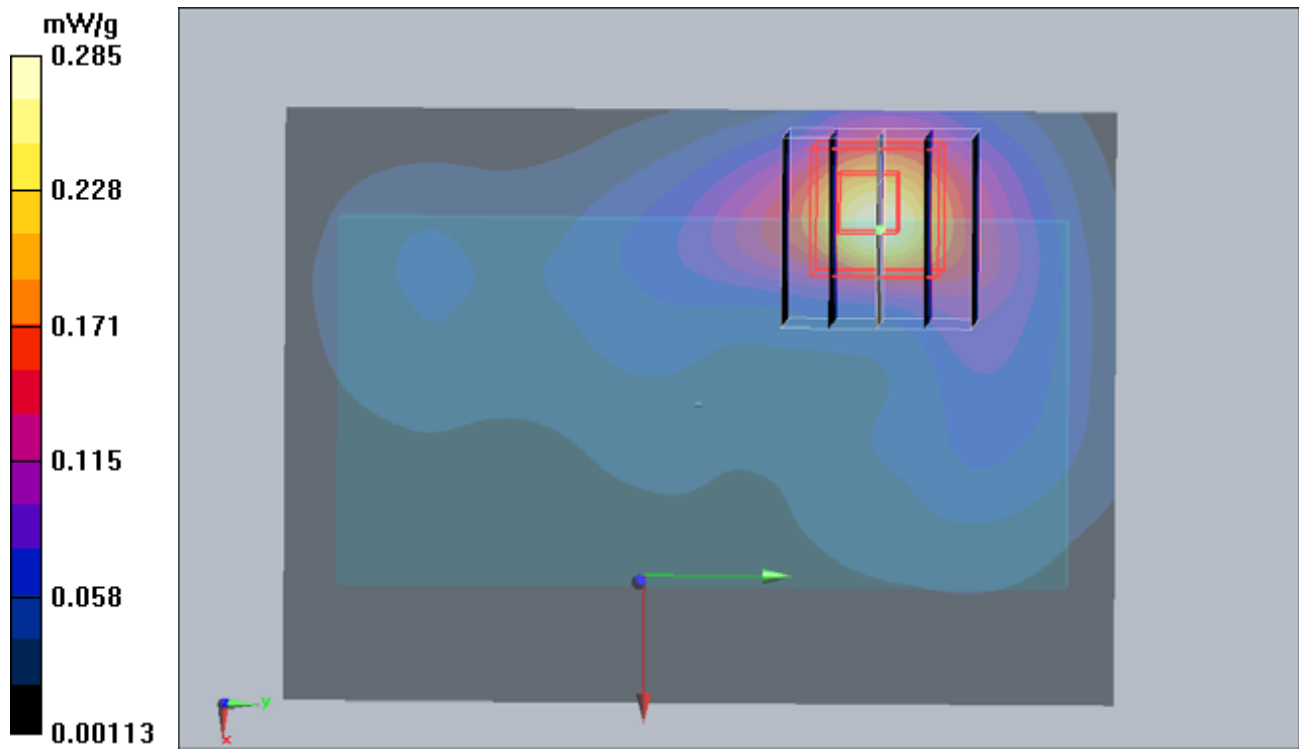
Ch2/Zoom Scan (5x5x7)/Cube 0: Measurement grid: dx=8mm, dy=8mm, dz=5mm

Reference Value = 3.98 V/m; Power Drift = 0.00141 dB

Peak SAR (extrapolated) = 0.599 W/kg

SAR(1 g) = 0.275 mW/g; SAR(10 g) = 0.125 mW/g

Maximum value of SAR (measured) = 0.288 mW/g



#51 Wimax2600_QPSK1-2_5M_Face_1cm_Ch2_Ant 1_Battery1

DUT: 132949

Communication System: Wimax; Frequency: 2687.5 MHz; Duty Cycle: 1:3.24

Medium: MSL_2600_110501 Medium parameters used: $f = 2687.5$ MHz; $\sigma = 2.25$ mho/m; $\epsilon_r = 52.6$; $\rho = 1000$

kg/m³

Ambient Temperature : 22.5 ; Liquid Temperature : 21.4

DASY5 Configuration:

- Probe: EX3DV4 - SN3731; ConvF(6.85, 6.85, 6.85); Calibrated: 2010/9/20
- Sensor-Surface: 4mm (Mechanical Surface Detection)
- Electronics: DAE4 Sn778; Calibrated: 2010/10/22
- Phantom: SAM-Back; Type: QD 000 P40 C; Serial: TP-1383
- Measurement SW: DASY5, V5.0 Build 125; SEMCAD X Version 13.4 Build 125

Ch2/Area Scan (51x71x1): Measurement grid: dx=20mm, dy=20mm

Maximum value of SAR (interpolated) = 0.095 mW/g

Ch2/Zoom Scan (5x5x7)/Cube 0: Measurement grid: dx=8mm, dy=8mm, dz=5mm

Reference Value = 1.72 V/m; Power Drift = 0.030 dB

Peak SAR (extrapolated) = 0.176 W/kg

SAR(1 g) = 0.088 mW/g; SAR(10 g) = 0.044 mW/g

Maximum value of SAR (measured) = 0.097 mW/g

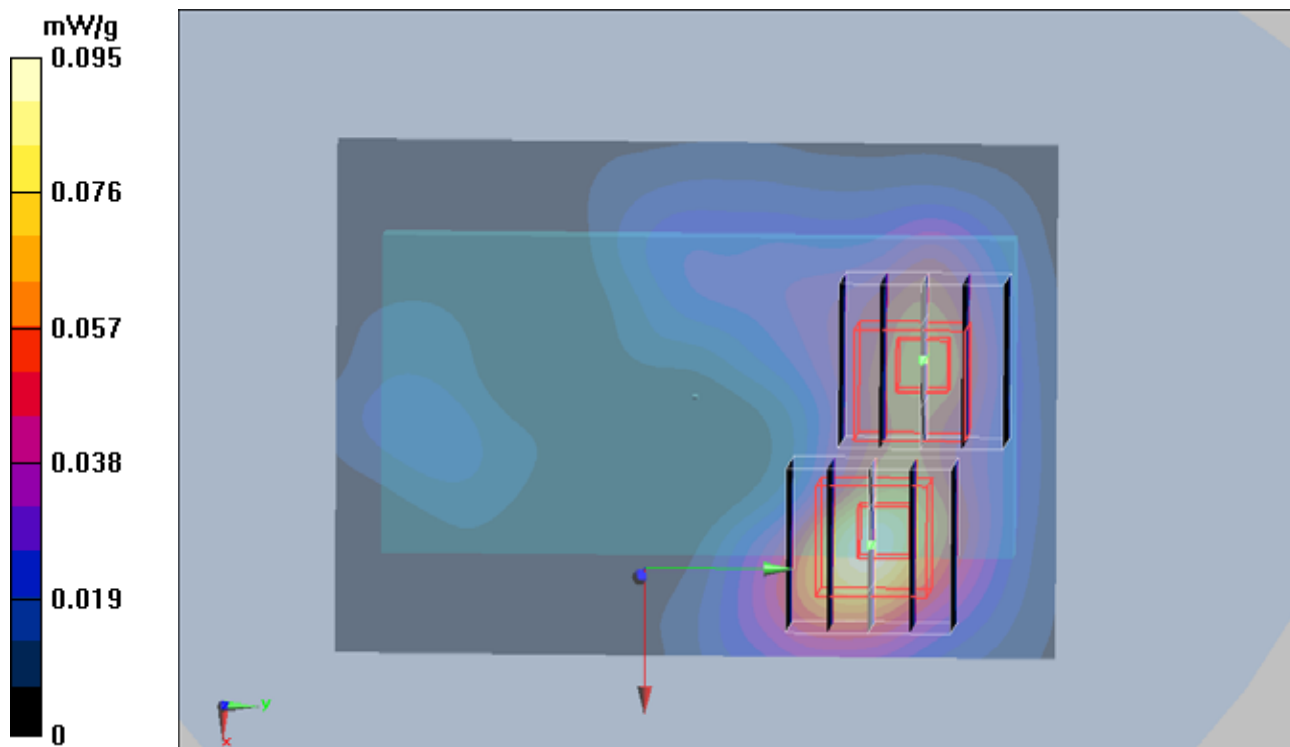
Ch2/Zoom Scan (5x5x7)/Cube 1: Measurement grid: dx=8mm, dy=8mm, dz=5mm

Reference Value = 1.72 V/m; Power Drift = 0.030 dB

Peak SAR (extrapolated) = 0.114 W/kg

SAR(1 g) = 0.060 mW/g; SAR(10 g) = 0.033 mW/g

Maximum value of SAR (measured) = 0.066 mW/g



#52 Wimax2600_QPSK1-2_5M_Left Side_1cm_Ch2_Ant 1_Battery1

DUT: 132949

Communication System: Wimax_2.6G_5M; Frequency: 2687.5 MHz; Duty Cycle: 1:3.24

Medium: MSL_2600_110501 Medium parameters used: $f = 2687.5$ MHz; $\sigma = 2.25$ mho/m; $\epsilon_r = 52.6$; $\rho = 1000$

kg/m³

Ambient Temperature : 22.6 ; Liquid Temperature : 21.4

DASY5 Configuration:

- Probe: EX3DV4 - SN3731; ConvF(6.85, 6.85, 6.85); Calibrated: 2010/9/20
- Sensor-Surface: 4mm (Mechanical Surface Detection)
- Electronics: DAE4 Sn778; Calibrated: 2010/10/22
- Phantom: SAM-Back; Type: QD 000 P40 C; Serial: TP-1383
- Measurement SW: DASY5, V5.0 Build 125; SEMCAD X Version 13.4 Build 125

Ch2/Area Scan (31x71x1): Measurement grid: dx=20mm, dy=20mm

Maximum value of SAR (interpolated) = 0.018 mW/g

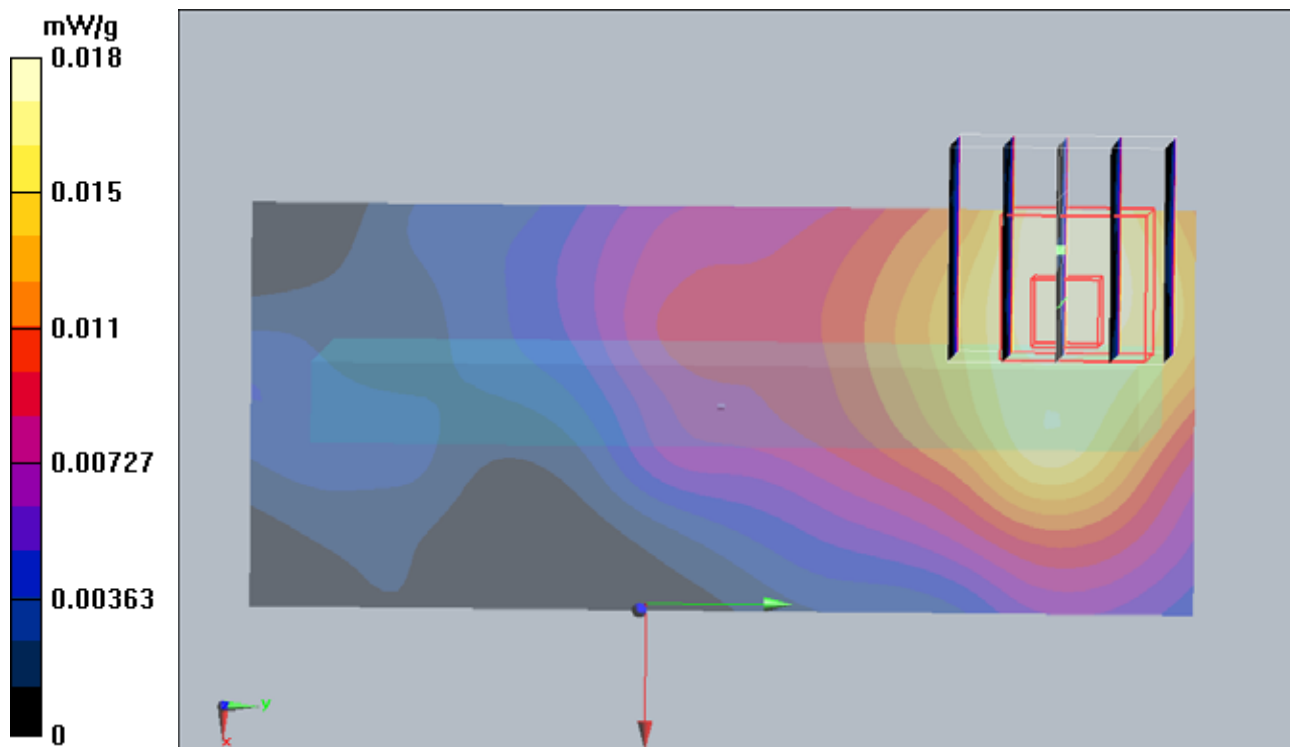
Ch2/Zoom Scan (5x5x7)/Cube 0: Measurement grid: dx=8mm, dy=8mm, dz=5mm

Reference Value = 2.1 V/m; Power Drift = -0.190 dB

Peak SAR (extrapolated) = 0.026 W/kg

SAR(1 g) = 0.016 mW/g; SAR(10 g) = 0.008 mW/g

Maximum value of SAR (measured) = 0.019 mW/g



#53 Wimax2600_QPSK1-2_5M_Right Side_1cm_Ch2_Ant 1_Battery1

DUT: 132949

Communication System: Wimax_2.6G_5M; Frequency: 2687.5 MHz; Duty Cycle: 1:3.24

Medium: MSL_2600_110501 Medium parameters used: $f = 2687.5$ MHz; $\sigma = 2.25$ mho/m; $\epsilon_r = 52.6$; $\rho = 1000$

kg/m³

Ambient Temperature : 22.7 ; Liquid Temperature : 21.4

DASY5 Configuration:

- Probe: EX3DV4 - SN3731; ConvF(6.85, 6.85, 6.85); Calibrated: 2010/9/20
- Sensor-Surface: 4mm (Mechanical Surface Detection)
- Electronics: DAE4 Sn778; Calibrated: 2010/10/22
- Phantom: SAM-Back; Type: QD 000 P40 C; Serial: TP-1383
- Measurement SW: DASY5, V5.0 Build 125; SEMCAD X Version 13.4 Build 125

Ch2/Area Scan (31x71x1): Measurement grid: dx=20mm, dy=20mm

Maximum value of SAR (interpolated) = 0.312 mW/g

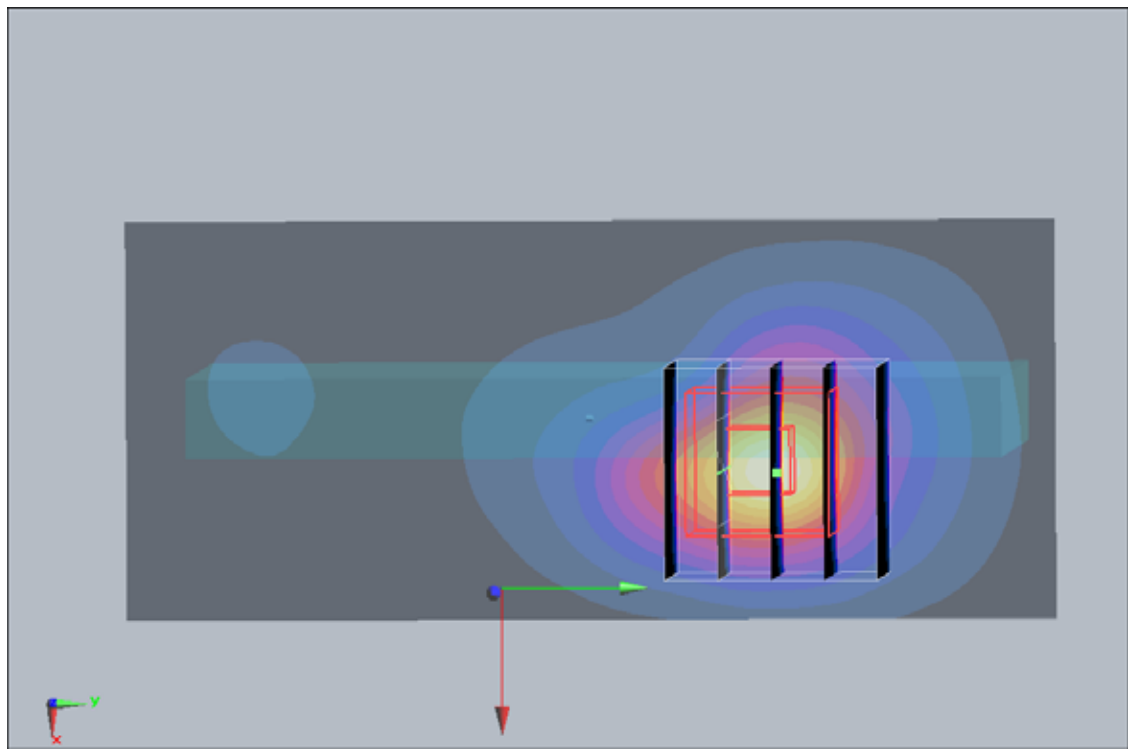
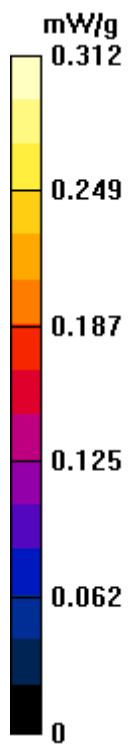
Ch2/Zoom Scan (5x5x7)/Cube 0: Measurement grid: dx=8mm, dy=8mm, dz=5mm

Reference Value = 5.26 V/m; Power Drift = -0.134 dB

Peak SAR (extrapolated) = 0.721 W/kg

SAR(1 g) = 0.323 mW/g; SAR(10 g) = 0.143 mW/g

Maximum value of SAR (measured) = 0.352 mW/g



#53 Wimax2600_QPSK1-2_5M_Right Side_1cm_Ch2_Ant 1_Battery1_2D

DUT: 132949

Communication System: Wimax_2.6G_5M; Frequency: 2687.5 MHz; Duty Cycle: 1:3.24

Medium: MSL_2600_110501 Medium parameters used: $f = 2687.5$ MHz; $\sigma = 2.25$ mho/m; $\epsilon_r = 52.6$; $\rho = 1000$

kg/m³

Ambient Temperature : 22.7 ; Liquid Temperature : 21.4

DASY5 Configuration:

- Probe: EX3DV4 - SN3731; ConvF(6.85, 6.85, 6.85); Calibrated: 2010/9/20
- Sensor-Surface: 4mm (Mechanical Surface Detection)
- Electronics: DAE4 Sn778; Calibrated: 2010/10/22
- Phantom: SAM-Back; Type: QD 000 P40 C; Serial: TP-1383
- Measurement SW: DASY5, V5.0 Build 125; SEMCAD X Version 13.4 Build 125

Ch2/Area Scan (31x71x1): Measurement grid: dx=20mm, dy=20mm

Maximum value of SAR (interpolated) = 0.312 mW/g

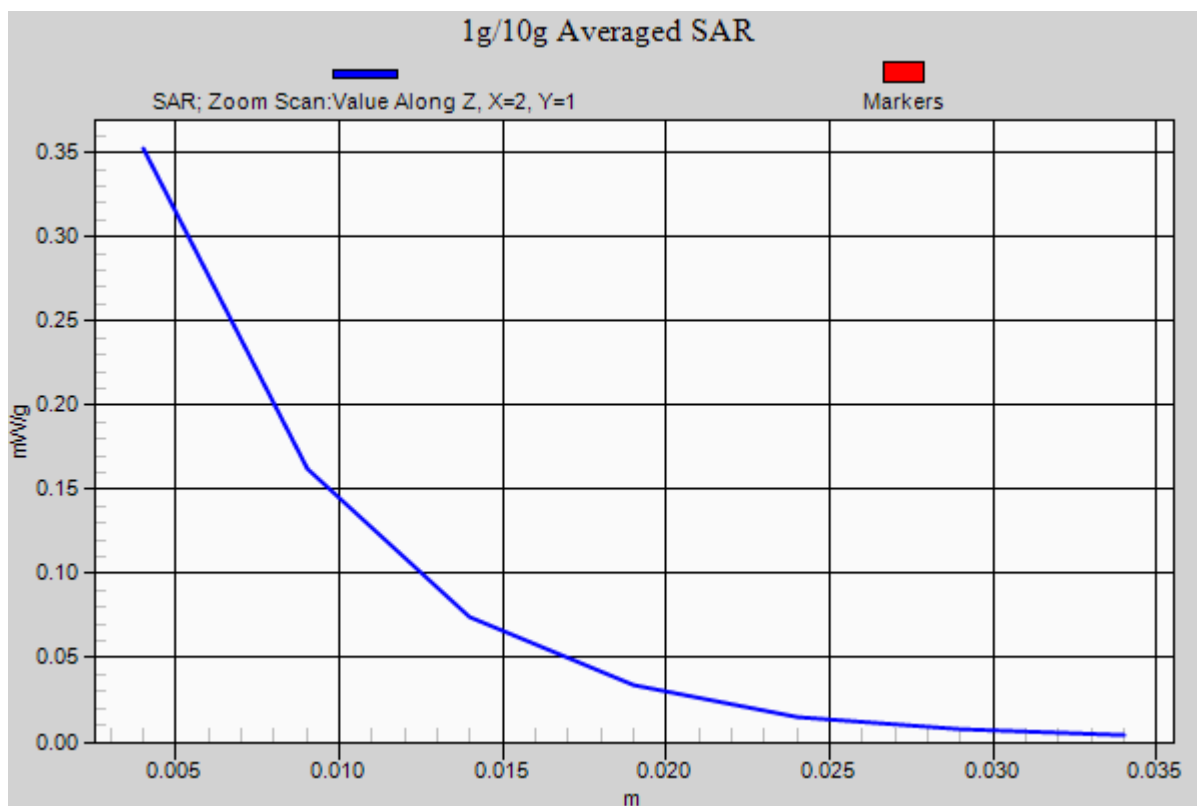
Ch2/Zoom Scan (5x5x7)/Cube 0: Measurement grid: dx=8mm, dy=8mm, dz=5mm

Reference Value = 5.26 V/m; Power Drift = -0.134 dB

Peak SAR (extrapolated) = 0.721 W/kg

SAR(1 g) = 0.323 mW/g; SAR(10 g) = 0.143 mW/g

Maximum value of SAR (measured) = 0.352 mW/g



#54 Wimax2600_QPSK1-2_5M_Top Side_1cm_Ch2_Ant 1_Battery1

DUT: 132949

Communication System: Wimax; Frequency: 2687.5 MHz; Duty Cycle: 1:3.24

Medium: MSL_2600_110501 Medium parameters used: $f = 2687.5$ MHz; $\sigma = 2.25$ mho/m; $\epsilon_r = 52.6$; $\rho = 1000$

kg/m³

Ambient Temperature : 22.7 ; Liquid Temperature : 21.4

DASY5 Configuration:

- Probe: EX3DV4 - SN3731; ConvF(6.85, 6.85, 6.85); Calibrated: 2010/9/20
- Sensor-Surface: 4mm (Mechanical Surface Detection)
- Electronics: DAE4 Sn778; Calibrated: 2010/10/22
- Phantom: SAM-Back; Type: QD 000 P40 C; Serial: TP-1383
- Measurement SW: DASY5, V5.0 Build 125; SEMCAD X Version 13.4 Build 125

Ch2/Area Scan (31x71x1): Measurement grid: dx=20mm, dy=20mm

Maximum value of SAR (interpolated) = 0.046 mW/g

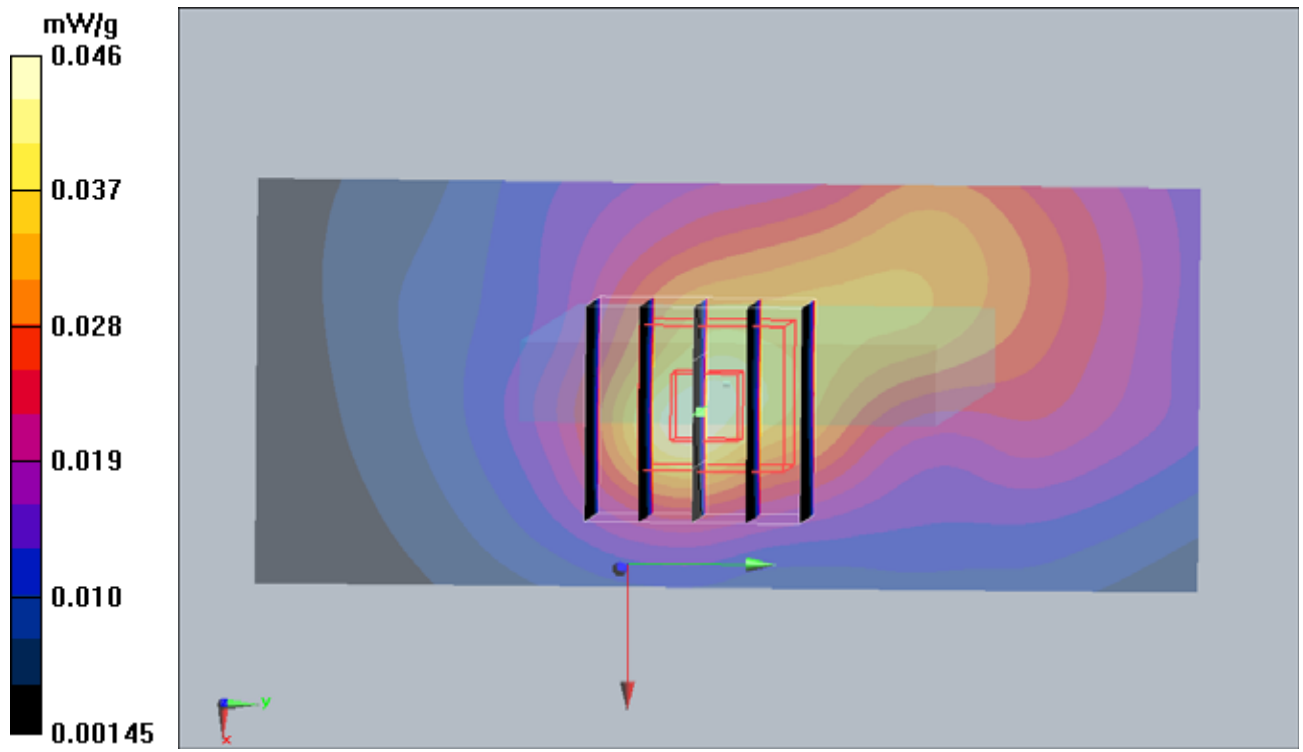
Ch2/Zoom Scan (5x5x7)/Cube 0: Measurement grid: dx=8mm, dy=8mm, dz=5mm

Reference Value = 4.81 V/m; Power Drift = -0.140 dB

Peak SAR (extrapolated) = 0.099 W/kg

SAR(1 g) = 0.048 mW/g; SAR(10 g) = 0.024 mW/g

Maximum value of SAR (measured) = 0.054 mW/g



#56 Wimax2600_QPSK1-2_5M_Bottom_1cm_Ch2_Ant 1_Battery1_Earphone

DUT: 132949

Communication System: Wimax; Frequency: 2687.5 MHz; Duty Cycle: 1:3.24

Medium: MSL_2600_110501 Medium parameters used: $f = 2687.5$ MHz; $\sigma = 2.25$ mho/m; $\epsilon_r = 52.6$; $\rho = 1000$

kg/m³

Ambient Temperature : 22.6 ; Liquid Temperature : 21.6

DASY5 Configuration:

- Probe: EX3DV4 - SN3731; ConvF(6.85, 6.85, 6.85); Calibrated: 2010/9/20
- Sensor-Surface: 4mm (Mechanical Surface Detection)
- Electronics: DAE4 Sn778; Calibrated: 2010/10/22
- Phantom: SAM-Back; Type: QD 000 P40 C; Serial: TP-1383
- Measurement SW: DASY5, V5.0 Build 125; SEMCAD X Version 13.4 Build 125

Ch2/Area Scan (51x71x1): Measurement grid: dx=20mm, dy=20mm

Maximum value of SAR (interpolated) = 0.305 mW/g

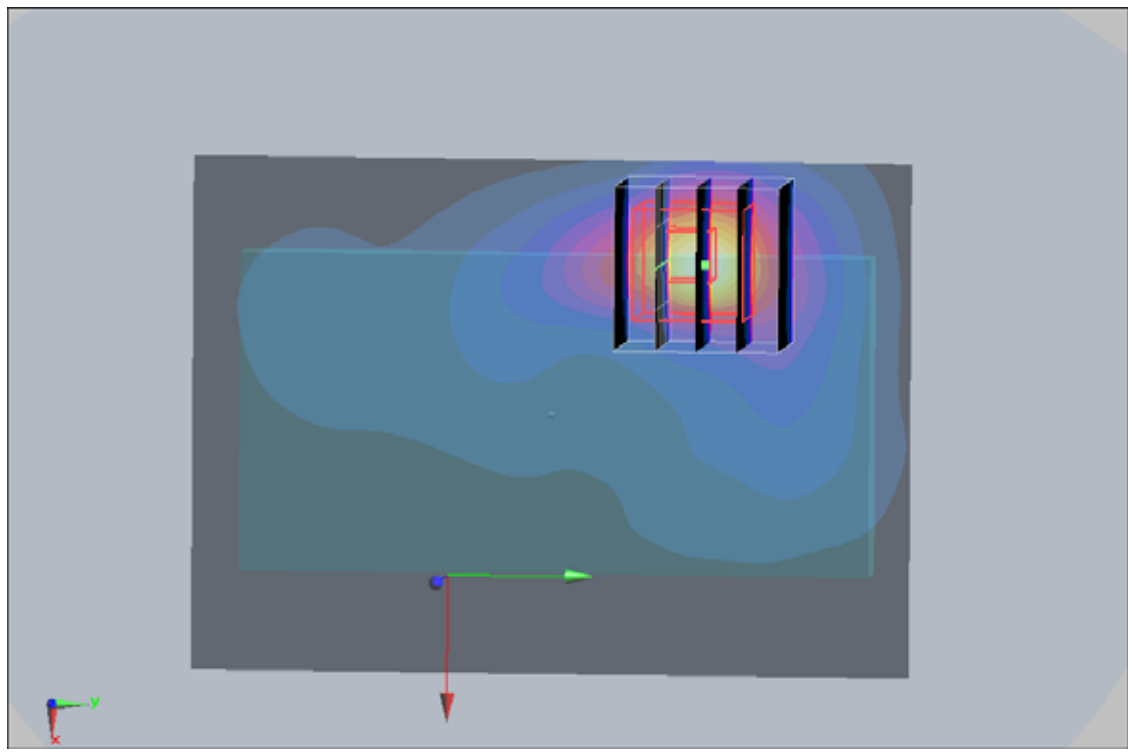
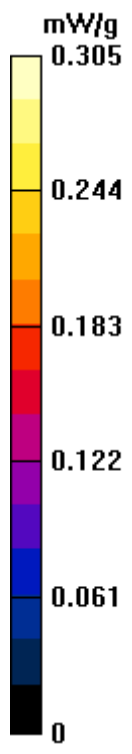
Ch2/Zoom Scan (5x5x7)/Cube 0: Measurement grid: dx=8mm, dy=8mm, dz=5mm

Reference Value = 3.75 V/m; Power Drift = -0.116 dB

Peak SAR (extrapolated) = 0.605 W/kg

SAR(1 g) = 0.283 mW/g; SAR(10 g) = 0.129 mW/g

Maximum value of SAR (measured) = 0.309 mW/g



#57 Wimax2600_QPSK1-2_10M_Bottom_1cm_Ch2_Ant 1_Battery1

DUT: 132949

Communication System: Wimax; Frequency: 2685 MHz; Duty Cycle: 1:3.24

Medium: MSL_2600_110430 Medium parameters used: $f = 2685$ MHz; $\sigma = 2.25$ mho/m; $\epsilon_r = 53.6$; $\rho = 1000$

kg/m³

Ambient Temperature : 22.5 ; Liquid Temperature : 21.4

DASY5 Configuration:

- Probe: EX3DV4 - SN3731; ConvF(6.85, 6.85, 6.85); Calibrated: 2010/9/20
- Sensor-Surface: 4mm (Mechanical Surface Detection)
- Electronics: DAE4 Sn778; Calibrated: 2010/10/22
- Phantom: ELI 4.0; Type: QDOVA001BA; Serial: 1029
- Measurement SW: DASY5, V5.0 Build 125; SEMCAD X Version 13.4 Build 125

Ch2/Area Scan (51x71x1): Measurement grid: dx=20mm, dy=20mm

Maximum value of SAR (interpolated) = 0.309 mW/g

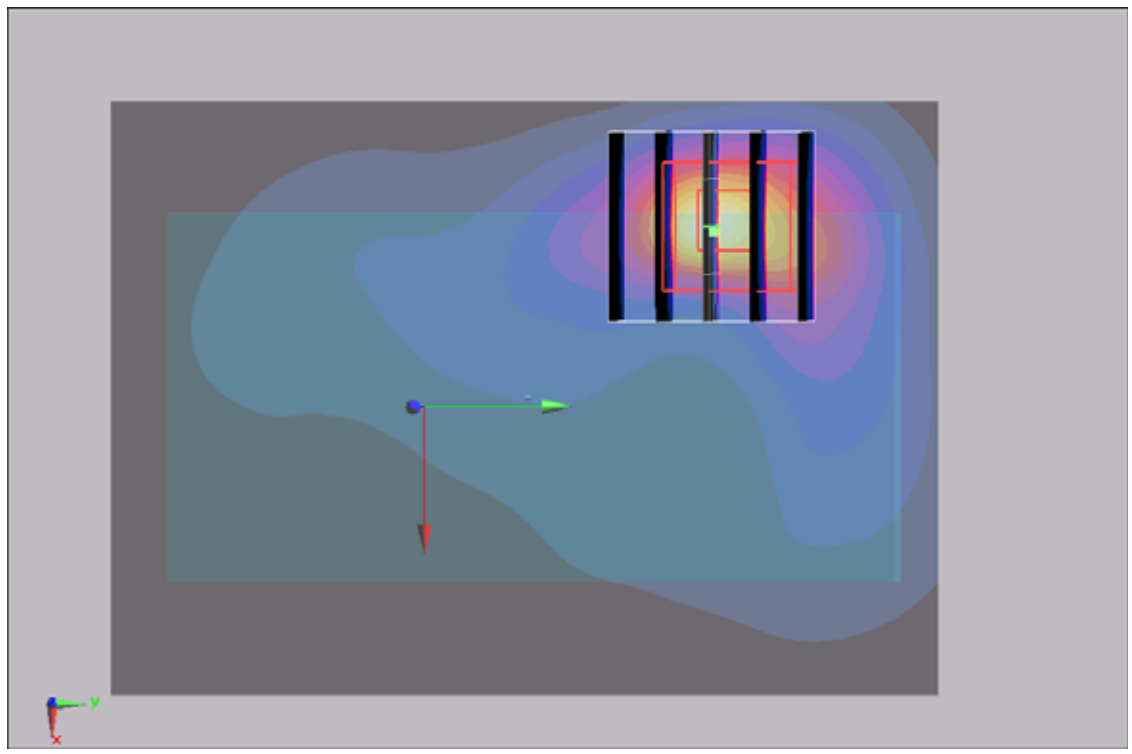
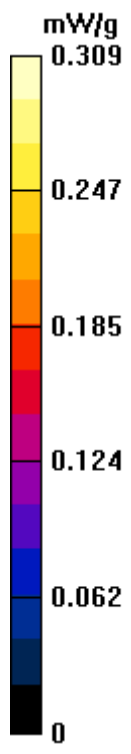
Ch2/Zoom Scan (5x5x7)/Cube 0: Measurement grid: dx=8mm, dy=8mm, dz=5mm

Reference Value = 4.8 V/m; Power Drift = 0.165 dB

Peak SAR (extrapolated) = 0.608 W/kg

SAR(1 g) = 0.275 mW/g; SAR(10 g) = 0.123 mW/g

Maximum value of SAR (measured) = 0.309 mW/g



#58 Wimax2600_QPSK1-2_10M_Bottom_1cm_Ch2_Ant 1_Battery2

DUT: 132949

Communication System: Wimax; Frequency: 2685 MHz; Duty Cycle: 1:3.24

Medium: MSL_2600_110430 Medium parameters used: $f = 2685$ MHz; $\sigma = 2.25$ mho/m; $\epsilon_r = 53.6$; $\rho = 1000$

kg/m³

Ambient Temperature : 22.5 ; Liquid Temperature : 21.4

DASY5 Configuration:

- Probe: EX3DV4 - SN3731; ConvF(6.85, 6.85, 6.85); Calibrated: 2010/9/20
- Sensor-Surface: 4mm (Mechanical Surface Detection)
- Electronics: DAE4 Sn778; Calibrated: 2010/10/22
- Phantom: ELI 4.0; Type: QDOVA001BA; Serial: 1029
- Measurement SW: DASY5, V5.0 Build 125; SEMCAD X Version 13.4 Build 125

Ch2/Area Scan (51x71x1): Measurement grid: dx=20mm, dy=20mm

Maximum value of SAR (interpolated) = 0.296 mW/g

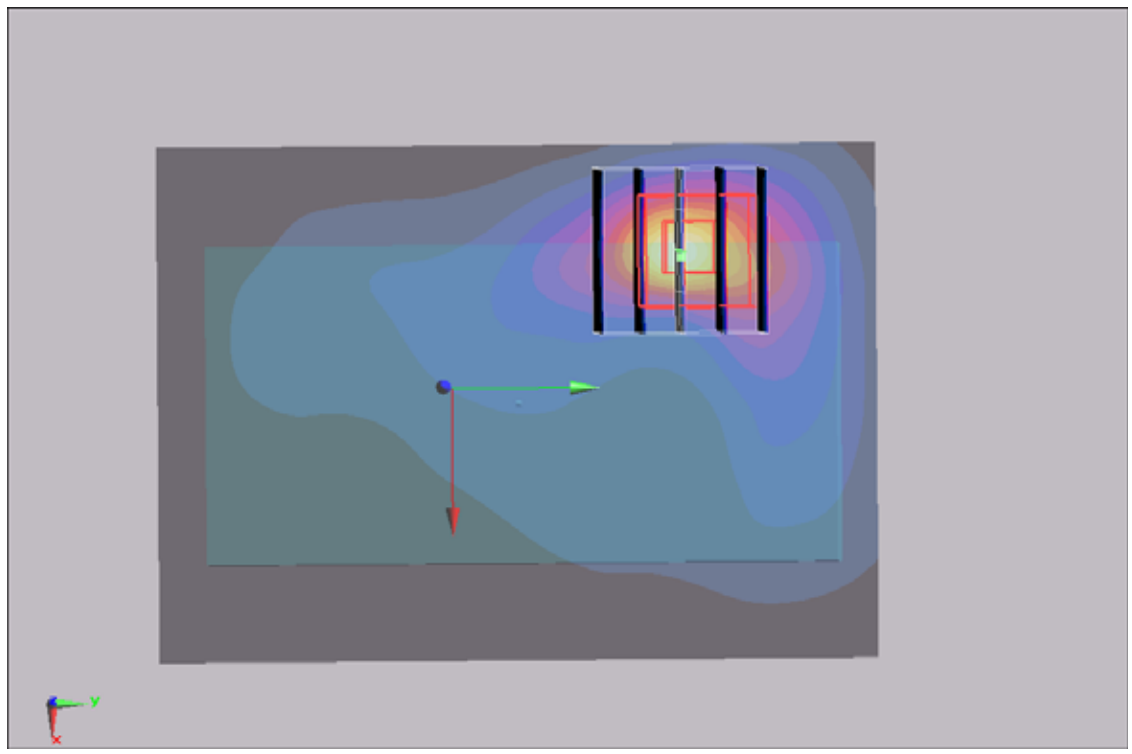
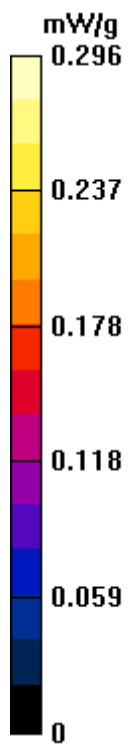
Ch2/Zoom Scan (5x5x7)/Cube 0: Measurement grid: dx=8mm, dy=8mm, dz=5mm

Reference Value = 4.71 V/m; Power Drift = 0.067 dB

Peak SAR (extrapolated) = 0.603 W/kg

SAR(1 g) = 0.266 mW/g; SAR(10 g) = 0.119 mW/g

Maximum value of SAR (measured) = 0.301 mW/g



#60 Wimax2600_QPSK1-2_10M_Left Side_1cm_Ch2_Ant 1_Battery1

DUT: 132949

Communication System: Wimax; Frequency: 2685 MHz; Duty Cycle: 1:3.24

Medium: MSL_2600_110430 Medium parameters used: $f = 2685$ MHz; $\sigma = 2.25$ mho/m; $\epsilon_r = 53.6$; $\rho = 1000$ kg/m³

Ambient Temperature : 22.5 ; Liquid Temperature : 21.4

DASY5 Configuration:

- Probe: EX3DV4 - SN3731; ConvF(6.85, 6.85, 6.85); Calibrated: 2010/9/20
- Sensor-Surface: 4mm (Mechanical Surface Detection)
- Electronics: DAE4 Sn778; Calibrated: 2010/10/22
- Phantom: ELI 4.0; Type: QDOVA001BA; Serial: 1029
- Measurement SW: DASY5, V5.0 Build 125; SEMCAD X Version 13.4 Build 125

Ch2/Area Scan (31x71x1): Measurement grid: dx=20mm, dy=20mm

Maximum value of SAR (interpolated) = 0.017 mW/g

Ch2/Zoom Scan (5x5x7)/Cube 0: Measurement grid: dx=8mm, dy=8mm, dz=5mm

Reference Value = 1.7 V/m; Power Drift = 0.00504 dB

Peak SAR (extrapolated) = 0.051 W/kg

SAR(1 g) = 0.014 mW/g; SAR(10 g) = 0.00676 mW/g

Maximum value of SAR (measured) = 0.017 mW/g

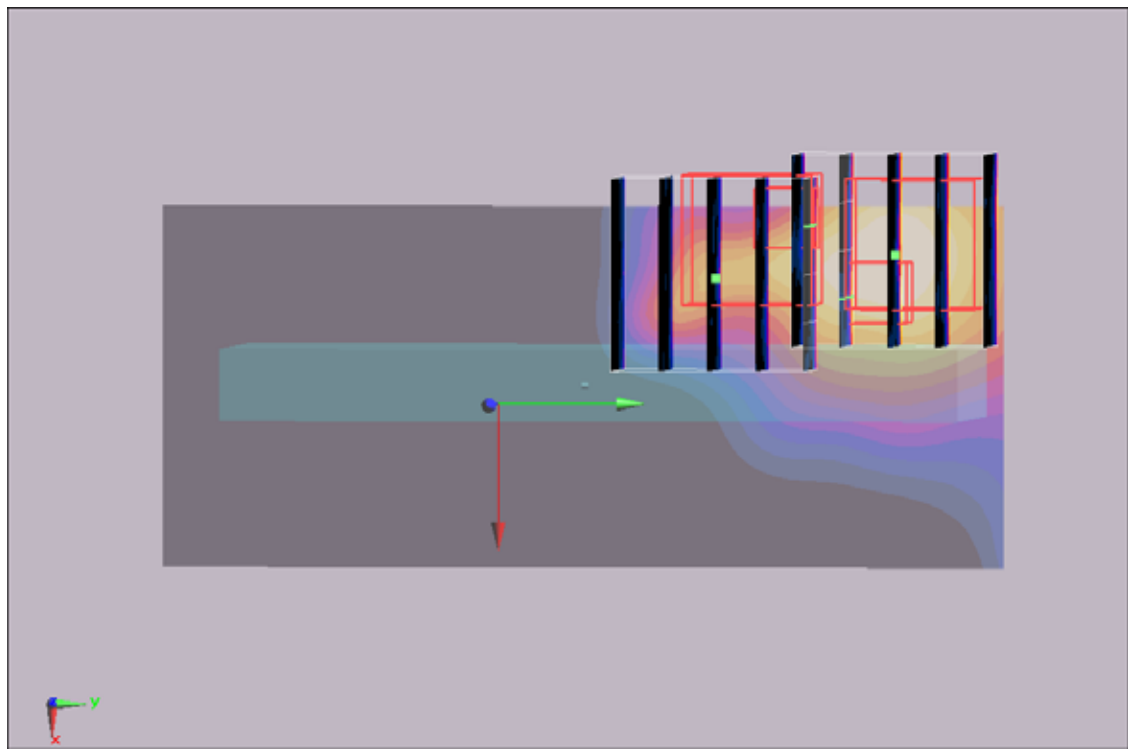
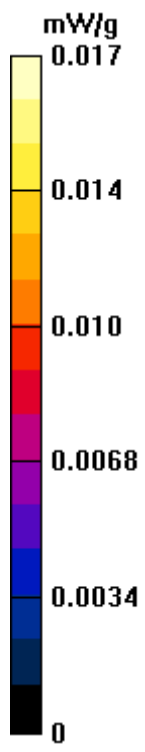
Ch2/Zoom Scan (5x5x7)/Cube 1: Measurement grid: dx=8mm, dy=8mm, dz=5mm

Reference Value = 1.7 V/m; Power Drift = 0.00504 dB

Peak SAR (extrapolated) = 0.032 W/kg

SAR(1 g) = 0.010 mW/g; SAR(10 g) = 0.00387 mW/g

Maximum value of SAR (measured) = 0.013 mW/g



#61 Wimax2600_QPSK1-2_10M_Right Side_1cm_Ch2_Ant 1_Battery1

DUT: 132949

Communication System: Wimax; Frequency: 2685 MHz; Duty Cycle: 1:3.24

Medium: MSL_2600_110430 Medium parameters used: $f = 2685$ MHz; $\sigma = 2.25$ mho/m; $\epsilon_r = 53.6$; $\rho = 1000$

kg/m³

Ambient Temperature : 22.5 ; Liquid Temperature : 21.4

DASY5 Configuration:

- Probe: EX3DV4 - SN3731; ConvF(6.85, 6.85, 6.85); Calibrated: 2010/9/20
- Sensor-Surface: 4mm (Mechanical Surface Detection)
- Electronics: DAE4 Sn778; Calibrated: 2010/10/22
- Phantom: ELI 4.0; Type: QDOVA001BA; Serial: 1029
- Measurement SW: DASY5, V5.0 Build 125; SEMCAD X Version 13.4 Build 125

Ch2/Area Scan (31x71x1): Measurement grid: dx=20mm, dy=20mm

Maximum value of SAR (interpolated) = 0.323 mW/g

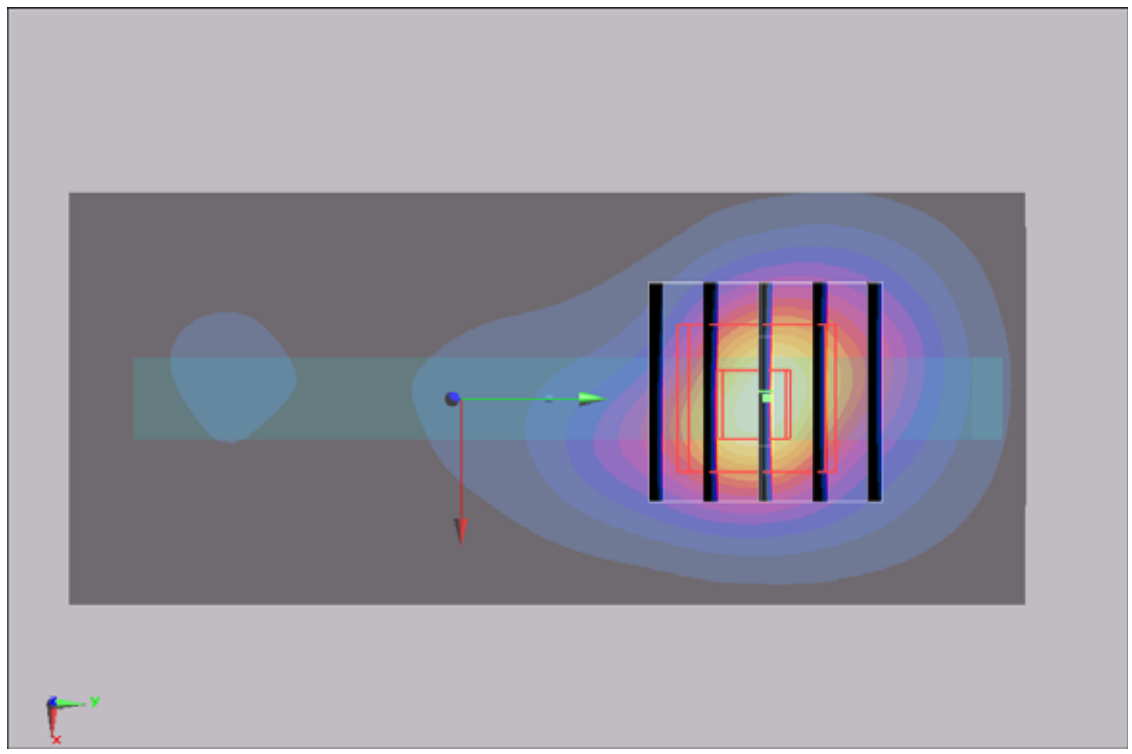
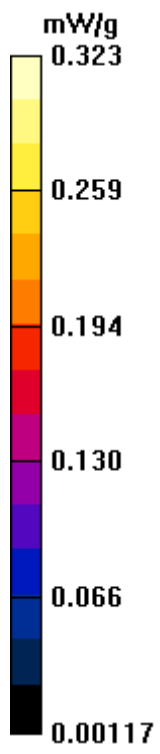
Ch2/Zoom Scan (5x5x7)/Cube 0: Measurement grid: dx=8mm, dy=8mm, dz=5mm

Reference Value = 5.51 V/m; Power Drift = -0.096 dB

Peak SAR (extrapolated) = 0.815 W/kg

SAR(1 g) = 0.355 mW/g; SAR(10 g) = 0.155 mW/g

Maximum value of SAR (measured) = 0.386 mW/g



#61 Wimax2600_QPSK1-2_10M_Right Side_1cm_Ch2_Ant 1_Battery1_2D

DUT: 132949

Communication System: Wimax; Frequency: 2685 MHz; Duty Cycle: 1:3.24

Medium: MSL_2600_110430 Medium parameters used: $f = 2685$ MHz; $\sigma = 2.25$ mho/m; $\epsilon_r = 53.6$; $\rho = 1000$

kg/m³

Ambient Temperature : 22.5 ; Liquid Temperature : 21.4

DASY5 Configuration:

- Probe: EX3DV4 - SN3731; ConvF(6.85, 6.85, 6.85); Calibrated: 2010/9/20
- Sensor-Surface: 4mm (Mechanical Surface Detection)
- Electronics: DAE4 Sn778; Calibrated: 2010/10/22
- Phantom: ELI 4.0; Type: QDOVA001BA; Serial: 1029
- Measurement SW: DASY5, V5.0 Build 125; SEMCAD X Version 13.4 Build 125

Ch2/Area Scan (31x71x1): Measurement grid: dx=20mm, dy=20mm

Maximum value of SAR (interpolated) = 0.323 mW/g

Ch2/Zoom Scan (5x5x7)/Cube 0: Measurement grid: dx=8mm, dy=8mm, dz=5mm

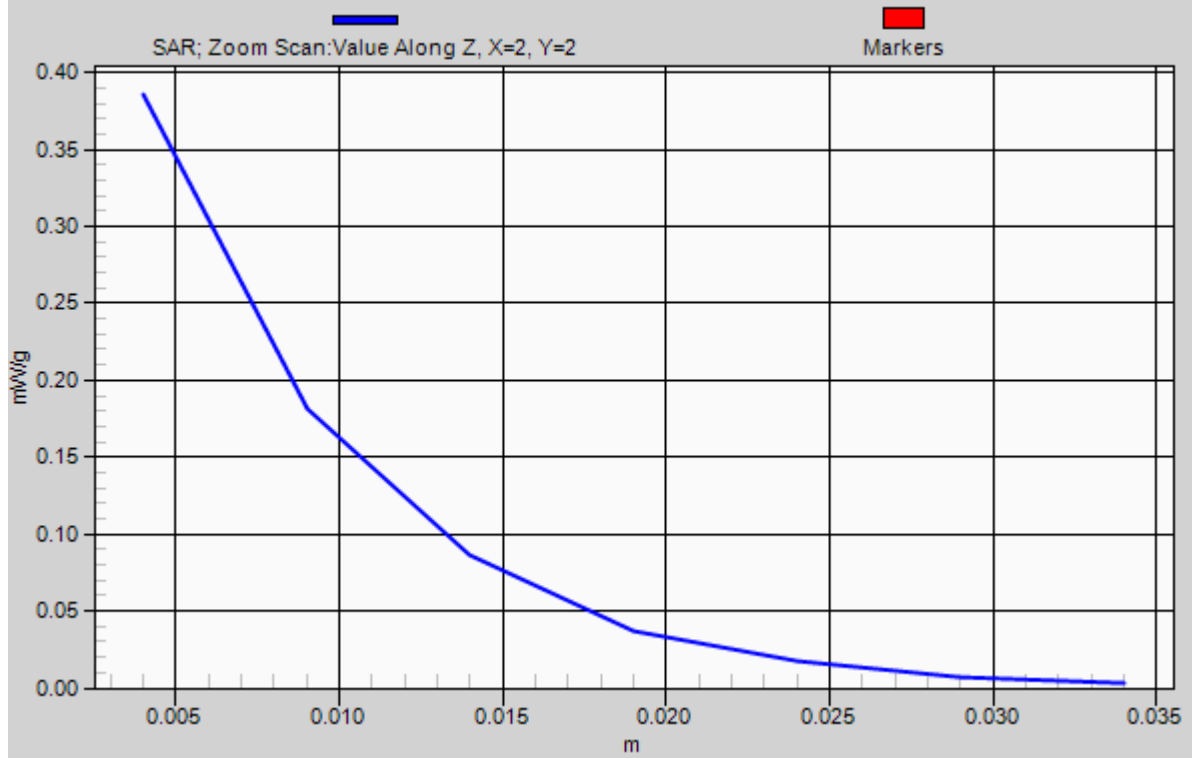
Reference Value = 5.51 V/m; Power Drift = -0.096 dB

Peak SAR (extrapolated) = 0.815 W/kg

SAR(1 g) = 0.355 mW/g; SAR(10 g) = 0.155 mW/g

Maximum value of SAR (measured) = 0.386 mW/g

1g/10g Averaged SAR



#62 Wimax2600_QPSK1-2_10M_Top Side_1cm_Ch2_Ant 1_Battery1

DUT: 132949

Communication System: Wimax; Frequency: 2685 MHz; Duty Cycle: 1:3.24

Medium: MSL_2600_110430 Medium parameters used: $f = 2685$ MHz; $\sigma = 2.25$ mho/m; $\epsilon_r = 53.6$; $\rho = 1000$ kg/m³

Ambient Temperature : 22.5 ; Liquid Temperature : 21.4

DASY5 Configuration:

- Probe: EX3DV4 - SN3731; ConvF(6.85, 6.85, 6.85); Calibrated: 2010/9/20
- Sensor-Surface: 4mm (Mechanical Surface Detection)
- Electronics: DAE4 Sn778; Calibrated: 2010/10/22
- Phantom: ELI 4.0; Type: QDOVA001BA; Serial: 1029
- Measurement SW: DASY5, V5.0 Build 125; SEMCAD X Version 13.4 Build 125

Ch2/Area Scan (31x41x1): Measurement grid: dx=20mm, dy=20mm

Maximum value of SAR (interpolated) = 0.046 mW/g

Ch2/Zoom Scan (5x5x7)/Cube 0: Measurement grid: dx=8mm, dy=8mm, dz=5mm

Reference Value = 4.39 V/m; Power Drift = 0.026 dB

Peak SAR (extrapolated) = 0.097 W/kg

SAR(1 g) = 0.046 mW/g; SAR(10 g) = 0.023 mW/g

Maximum value of SAR (measured) = 0.051 mW/g


Ch2/Zoom Scan (5x5x7)/Cube 1: Measurement grid: dx=8mm, dy=8mm, dz=5mm

Reference Value = 4.39 V/m; Power Drift = 0.026 dB

Peak SAR (extrapolated) = 0.072 W/kg

SAR(1 g) = 0.034 mW/g; SAR(10 g) = 0.018 mW/g

Maximum value of SAR (measured) = 0.040 mW/g



#64 Wimax2600_QPSK1-2_10M_Bottom_1cm_Ch2_Ant 1_Battery1_Earphone

DUT: 132949

Communication System: Wimax; Frequency: 2685 MHz; Duty Cycle: 1:3.24

Medium: MSL_2600_110430 Medium parameters used: $f = 2685$ MHz; $\sigma = 2.25$ mho/m; $\epsilon_r = 53.6$; $\rho = 1000$

kg/m³

Ambient Temperature : 22.5 ; Liquid Temperature : 21.4

DASY5 Configuration:

- Probe: EX3DV4 - SN3731; ConvF(6.85, 6.85, 6.85); Calibrated: 2010/9/20
- Sensor-Surface: 4mm (Mechanical Surface Detection)
- Electronics: DAE4 Sn778; Calibrated: 2010/10/22
- Phantom: ELI 4.0; Type: QDOVA001BA; Serial: 1029
- Measurement SW: DASY5, V5.0 Build 125; SEMCAD X Version 13.4 Build 125

Ch2/Area Scan (51x71x1): Measurement grid: dx=20mm, dy=20mm

Maximum value of SAR (interpolated) = 0.282 mW/g

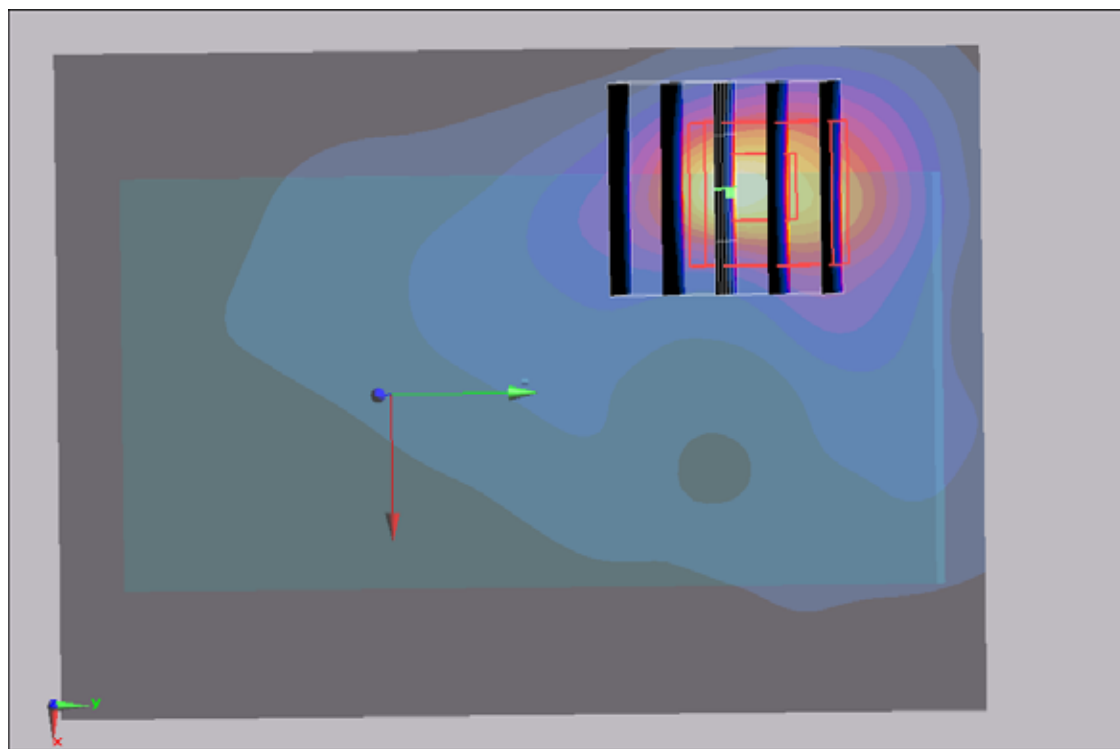
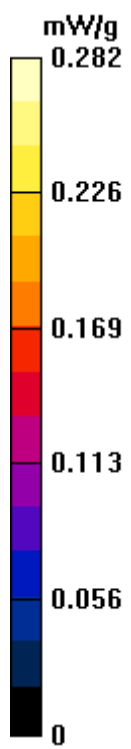
Ch2/Zoom Scan (5x5x7)/Cube 0: Measurement grid: dx=8mm, dy=8mm, dz=5mm

Reference Value = 4.55 V/m; Power Drift = 0.118 dB

Peak SAR (extrapolated) = 0.621 W/kg

SAR(1 g) = 0.276 mW/g; SAR(10 g) = 0.124 mW/g

Maximum value of SAR (measured) = 0.298 mW/g



#65 Wimax2600_QPSK1-2_10M_Right Side_1cm_Ch2_Ant 1_Battery1_Zoom Scan1-2

DUT: 132949

Communication System: Wimax; Frequency: 2685 MHz; Duty Cycle: 1:3.24

Medium: MSL_2600_110430 Medium parameters used: $f = 2685$ MHz; $\sigma = 2.25$ mho/m; $\epsilon_r = 53.6$; $\rho = 1000$

kg/m³

Ambient Temperature : 22.5 ; Liquid Temperature : 21.4

DASY5 Configuration:

- Probe: EX3DV4 - SN3731; ConvF(6.85, 6.85, 6.85); Calibrated: 2010/9/20
- Sensor-Surface: 4mm (Mechanical Surface Detection)
- Electronics: DAE4 Sn778; Calibrated: 2010/10/22
- Phantom: ELI 4.0; Type: QDOVA001BA; Serial: 1029
- Measurement SW: DASY5, V5.0 Build 125; SEMCAD X Version 13.4 Build 125

Ch2/Area Scan (31x71x1): Measurement grid: dx=20mm, dy=20mm

Maximum value of SAR (interpolated) = 0.321 mW/g

Ch2/Zoom Scan (9x9x13)/Cube 0: Measurement grid: dx=4mm, dy=4mm, dz=2.5mm

Reference Value = 5.4 V/m; Power Drift = -0.132 dB

Peak SAR (extrapolated) = 0.766 W/kg

SAR(1 g) = 0.326 mW/g; SAR(10 g) = 0.140 mW/g

Maximum value of SAR (measured) = 0.372 mW/g

