




PHOTOGRAPHS OF THE TEST CONFIGURATION

(FOR WLAN & BLUETOOTH)



CONDUCTED EMISSION TEST (Test Mode A)




CONDUCTED EMISSION TEST (Test Mode B)




(FOR WLAN & BLUETOOTH)
RADIATED EMISSION TEST (Test Mode A)



RADIATED EMISSION TEST (Test Mode B)




(For Mobile Phone)



(SAR Test Set Up Photos)

A. RIGHT HEAD POSITION:




CHEEK




TILT

B. LEFT HEAD POSITION:




CHEEK



TILT

C. BODY POSITION




Bottom



Left edge




Front



Back edge



Right edge



TEST SET UP PHOTO

NOTE: The EUT face to the phantom with 10mm-separation distance.

DESCRIPTION OF ANTENNA LOCATION:



DESCRIPTION OF ANTENNA LOCATION