

### #23 802.11b\_Right Cheek\_Ch1\_Sample1\_Battery1

#### DUT: 112505

Communication System: 802.11b ; Frequency: 2412 MHz;Duty Cycle: 1:1

Medium: HSL\_2450\_110227 Medium parameters used:  $f = 2412$  MHz;  $\sigma = 1.79$  mho/m;  $\epsilon_r = 39.6$ ;  $\rho = 1000$  kg/m<sup>3</sup>

Ambient Temperature : 22.4 °C; Liquid Temperature : 21.3 °C

#### DASY4 Configuration:

- Probe: ET3DV6 - SN1787; ConvF(4.5, 4.5, 4.5); Calibrated: 2010/5/18
- Sensor-Surface: 4mm (Mechanical Surface Detection)
- Electronics: DAE4 Sn778; Calibrated: 2010/10/22
- Phantom: SAM-Right; Type: QD 000 P40 C; Serial: TP-1383
- Measurement SW: DASY4, V4.7 Build 80; Postprocessing SW: SEMCAD, V1.8 Build 186

**Ch1/Area Scan (41x61x1):** Measurement grid: dx=20mm, dy=20mm

Maximum value of SAR (interpolated) = 0.230 mW/g


**Ch1/Zoom Scan (5x5x7)/Cube 0:** Measurement grid: dx=8mm, dy=8mm, dz=5mm

Reference Value = 5.68 V/m; Power Drift = -0.078 dB

Peak SAR (extrapolated) = 0.602 W/kg

**SAR(1 g) = 0.242 mW/g; SAR(10 g) = 0.106 mW/g**

Maximum value of SAR (measured) = 0.243 mW/g



**#23 802.11b\_Right Cheek\_Ch1\_Sample1\_Battery1\_2D**

**DUT: 112505**

Communication System: 802.11b ; Frequency: 2412 MHz;Duty Cycle: 1:1

Medium: HSL\_2450\_110227 Medium parameters used:  $f = 2412$  MHz;  $\sigma = 1.79$  mho/m;  $\epsilon_r = 39.6$ ;  $\rho = 1000$  kg/m<sup>3</sup>

Ambient Temperature : 22.4 °C ; Liquid Temperature : 21.3 °C

**DASY4 Configuration:**

- Probe: ET3DV6 - SN1787; ConvF(4.5, 4.5, 4.5); Calibrated: 2010/5/18
- Sensor-Surface: 4mm (Mechanical Surface Detection)
- Electronics: DAE4 Sn778; Calibrated: 2010/10/22
- Phantom: SAM-Right; Type: QD 000 P40 C; Serial: TP-1383
- Measurement SW: DASY4, V4.7 Build 80; Postprocessing SW: SEMCAD, V1.8 Build 186

**Ch1/Area Scan (41x61x1):** Measurement grid: dx=20mm, dy=20mm

Maximum value of SAR (interpolated) = 0.230 mW/g

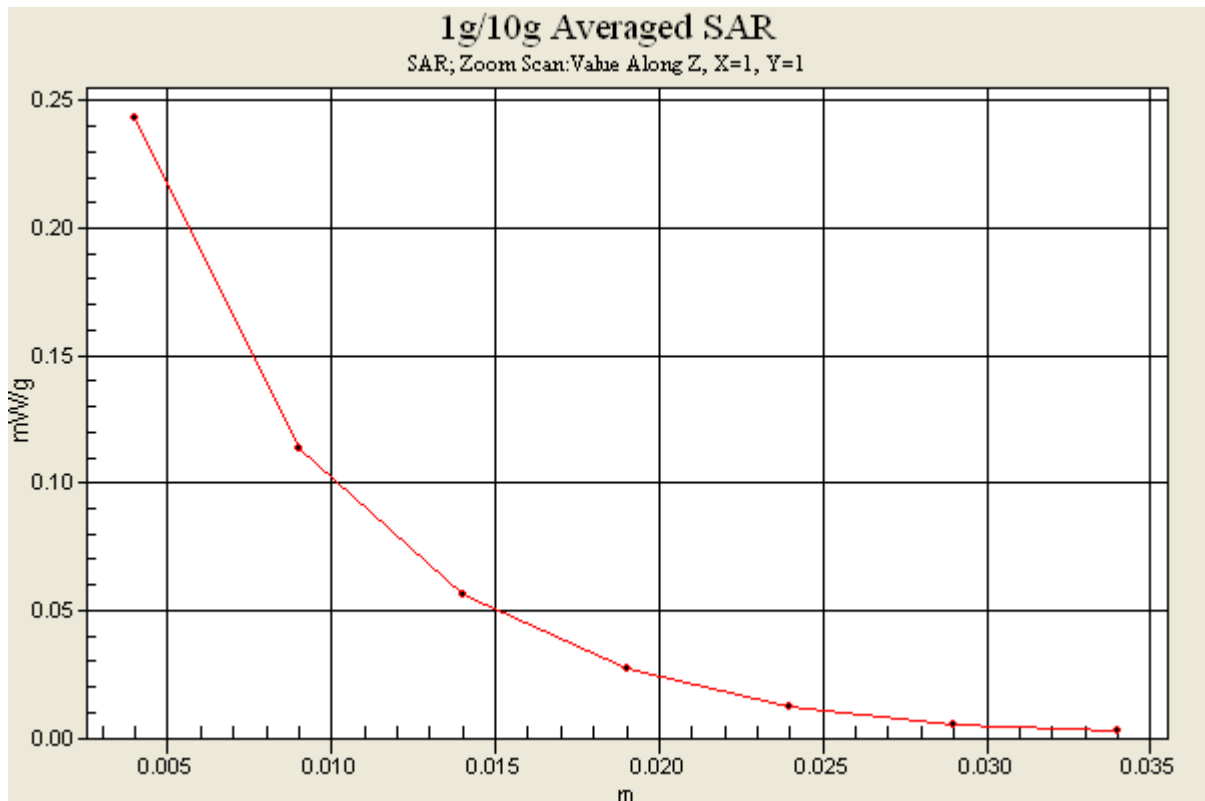
**Ch1/Zoom Scan (5x5x7)/Cube 0:** Measurement grid: dx=8mm, dy=8mm, dz=5mm

Reference Value = 5.68 V/m; Power Drift = -0.078 dB

Peak SAR (extrapolated) = 0.602 W/kg

**SAR(1 g) = 0.242 mW/g; SAR(10 g) = 0.106 mW/g**

Maximum value of SAR (measured) = 0.243 mW/g



## #24 802.11b\_Right Tilted\_Ch1\_Sample1\_Battery1

### DUT: 112505

Communication System: 802.11b ; Frequency: 2412 MHz;Duty Cycle: 1:1

Medium: HSL\_2450\_110129 Medium parameters used:  $f = 2412$  MHz;  $\sigma = 1.79$  mho/m;  $\epsilon_r = 39.5$ ;  $\rho = 1000$  kg/m<sup>3</sup>

Ambient Temperature : 22.5 °C ; Liquid Temperature : 21.2 °C

#### DASY4 Configuration:

- Probe: ET3DV6 - SN1787; ConvF(4.5, 4.5, 4.5); Calibrated: 2010/5/18
- Sensor-Surface: 4mm (Mechanical Surface Detection)
- Electronics: DAE4 Sn778; Calibrated: 2010/10/22
- Phantom: SAM-Left; Type: QD 000 P40 C; Serial: TP-1477
- Measurement SW: DASY4, V4.7 Build 80; Postprocessing SW: SEMCAD, V1.8 Build 186

**Ch1/Area Scan (41x61x1):** Measurement grid: dx=20mm, dy=20mm

Maximum value of SAR (interpolated) = 0.117 mW/g


**Ch1/Zoom Scan (5x5x7)/Cube 0:** Measurement grid: dx=8mm, dy=8mm, dz=5mm

Reference Value = 7.07 V/m; Power Drift = -0.052 dB

Peak SAR (extrapolated) = 0.222 W/kg

**SAR(1 g) = 0.108 mW/g; SAR(10 g) = 0.052 mW/g**

Maximum value of SAR (measured) = 0.121 mW/g



## #25 802.11b\_Left Cheek\_Ch1\_Sample1\_Battery1

**DUT: 112505**

Communication System: 802.11b ; Frequency: 2412 MHz;Duty Cycle: 1:1

Medium: HSL\_2450\_110129 Medium parameters used:  $f = 2412$  MHz;  $\sigma = 1.79$  mho/m;  $\epsilon_r = 39.5$ ;  $\rho = 1000$  kg/m<sup>3</sup>

Ambient Temperature : 22.5 °C ; Liquid Temperature : 21.2 °C

DASY4 Configuration:

- Probe: ET3DV6 - SN1787; ConvF(4.5, 4.5, 4.5); Calibrated: 2010/5/18
- Sensor-Surface: 4mm (Mechanical Surface Detection)
- Electronics: DAE4 Sn778; Calibrated: 2010/10/22
- Phantom: SAM-Left; Type: QD 000 P40 C; Serial: TP-1477
- Measurement SW: DASY4, V4.7 Build 80; Postprocessing SW: SEMCAD, V1.8 Build 186

**Ch1/Area Scan (41x61x1):** Measurement grid: dx=20mm, dy=20mm

Maximum value of SAR (interpolated) = 0.148 mW/g

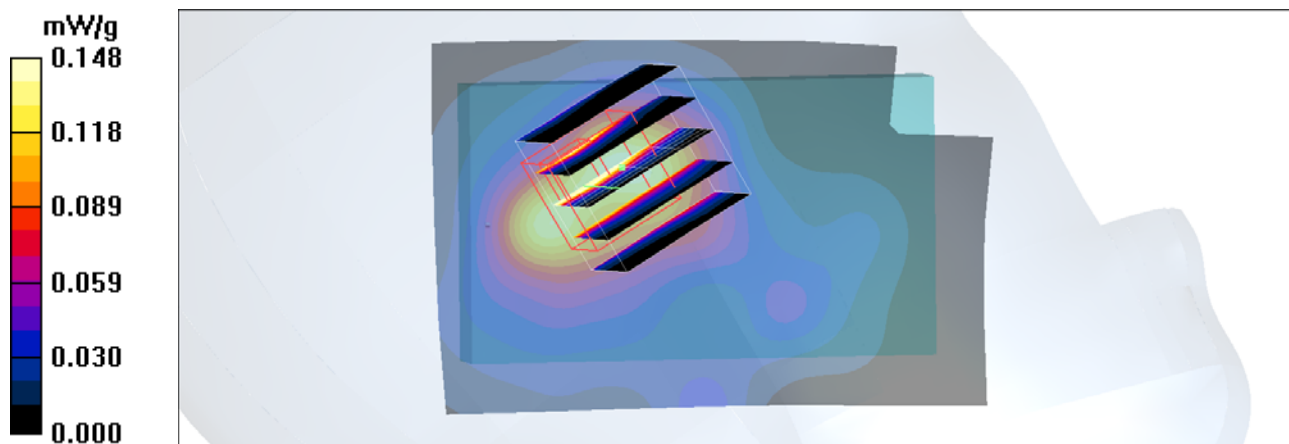
**Ch1/Zoom Scan (5x5x7)/Cube 0:** Measurement grid: dx=8mm, dy=8mm, dz=5mm

Reference Value = 6.80 V/m; Power Drift = 0.015 dB

Peak SAR (extrapolated) = 0.544 W/kg

**SAR(1 g) = 0.240 mW/g; SAR(10 g) = 0.103 mW/g**

Maximum value of SAR (measured) = 0.245 mW/g



### #26 802.11b\_Left Tilted\_Ch1\_Sample3\_Battery3

**DUT: 112505**

Communication System: 802.11b ; Frequency: 2412 MHz;Duty Cycle: 1:1

Medium: HSL\_2450\_110129 Medium parameters used:  $f = 2412$  MHz;  $\sigma = 1.79$  mho/m;  $\epsilon_r = 39.5$ ;  $\rho = 1000$  kg/m<sup>3</sup>

Ambient Temperature : 22.5 °C ; Liquid Temperature : 21.2 °C

DASY4 Configuration:

- Probe: ET3DV6 - SN1787; ConvF(4.5, 4.5, 4.5); Calibrated: 2010/5/18
- Sensor-Surface: 4mm (Mechanical Surface Detection)
- Electronics: DAE4 Sn778; Calibrated: 2010/10/22
- Phantom: SAM-Left; Type: QD 000 P40 C; Serial: TP-1477
- Measurement SW: DASY4, V4.7 Build 80; Postprocessing SW: SEMCAD, V1.8 Build 186

**Ch1/Area Scan (41x61x1):** Measurement grid: dx=20mm, dy=20mm

Maximum value of SAR (interpolated) = 0.134 mW/g


**Ch1/Zoom Scan (5x5x7)/Cube 0:** Measurement grid: dx=8mm, dy=8mm, dz=5mm

Reference Value = 6.96 V/m; Power Drift = 0.129 dB

Peak SAR (extrapolated) = 0.420 W/kg

**SAR(1 g) = 0.187 mW/g; SAR(10 g) = 0.078 mW/g**

Maximum value of SAR (measured) = 0.208 mW/g



## #28 802.11b\_Face\_1cm\_Ch1\_Sample1\_Battery1

**DUT: 112505**

Communication System: 802.11b ; Frequency: 2412 MHz;Duty Cycle: 1:1

Medium: MSL\_2450\_110129 Medium parameters used:  $f = 2412$  MHz;  $\sigma = 1.95$  mho/m;  $\epsilon_r = 54$ ;  $\rho = 1000$  kg/m<sup>3</sup>

Ambient Temperature : 22.5 °C ; Liquid Temperature : 21.1 °C

DASY4 Configuration:

- Probe: ET3DV6 - SN1787; ConvF(4.03, 4.03, 4.03); Calibrated: 2010/5/18
- Sensor-Surface: 4mm (Mechanical Surface Detection)
- Electronics: DAE4 Sn778; Calibrated: 2010/10/22
- Phantom: SAM-Right; Type: QD 000 P40 C; Serial: TP-1383
- Measurement SW: DASY4, V4.7 Build 80; Postprocessing SW: SEMCAD, V1.8 Build 186

**Ch1/Area Scan (41x61x1):** Measurement grid: dx=20mm, dy=20mm

Maximum value of SAR (interpolated) = 0.062 mW/g

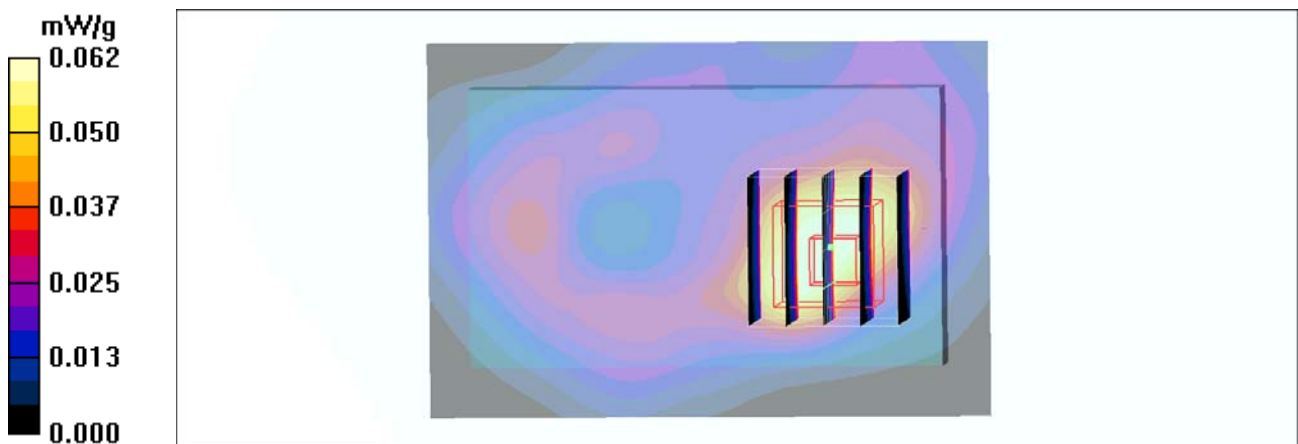
**Ch1/Zoom Scan (5x5x7)/Cube 0:** Measurement grid: dx=8mm, dy=8mm, dz=5mm

Reference Value = 3.97 V/m; Power Drift = 0.066 dB

Peak SAR (extrapolated) = 0.163 W/kg

**SAR(1 g) = 0.075 mW/g; SAR(10 g) = 0.038 mW/g**

Maximum value of SAR (measured) = 0.077 mW/g



## #49 802.11b\_Bottom\_1cm\_Ch1\_Sample1\_Battery1

**DUT: 112505**

Communication System: 802.11b ; Frequency: 2412 MHz;Duty Cycle: 1:1

Medium: MSL\_2450\_110129 Medium parameters used:  $f = 2412$  MHz;  $\sigma = 1.95$  mho/m;  $\epsilon_r = 54$ ;  $\rho = 1000$  kg/m<sup>3</sup>

Ambient Temperature : 22.5 °C ; Liquid Temperature : 21.1 °C

DASY4 Configuration:

- Probe: ET3DV6 - SN1787; ConvF(4.03, 4.03, 4.03); Calibrated: 2010/5/18
- Sensor-Surface: 4mm (Mechanical Surface Detection)
- Electronics: DAE4 Sn778; Calibrated: 2010/10/22
- Phantom: SAM-Right; Type: QD 000 P40 C; Serial: TP-1383
- Measurement SW: DASY4, V4.7 Build 80; Postprocessing SW: SEMCAD, V1.8 Build 186

**Ch1/Area Scan (41x61x1):** Measurement grid: dx=20mm, dy=20mm

Maximum value of SAR (interpolated) = 0.278 mW/g


**Ch1/Zoom Scan (5x5x7)/Cube 0:** Measurement grid: dx=8mm, dy=8mm, dz=5mm

Reference Value = 5.08 V/m; Power Drift = 0.003 dB

Peak SAR (extrapolated) = 0.605 W/kg

**SAR(1 g) = 0.231 mW/g; SAR(10 g) = 0.108 mW/g**

Maximum value of SAR (measured) = 0.221 mW/g



## #49 802.11b\_Bottom\_1cm\_Ch1\_Sample1\_Battery1

**DUT: 112505**

Communication System: 802.11b ; Frequency: 2412 MHz; Duty Cycle: 1:1

Medium: MSL\_2450\_110129 Medium parameters used:  $f = 2412$  MHz;  $\sigma = 1.95$  mho/m;  $\epsilon_r = 54$ ;  $\rho = 1000$  kg/m<sup>3</sup>

Ambient Temperature : 22.5°C; Liquid Temperature : 21.1 °C

DASY4 Configuration:

- Probe: ET3DV6 - SN1787; ConvF(4.03, 4.03, 4.03); Calibrated: 2010/5/18
- Sensor-Surface: 4mm (Mechanical Surface Detection)
- Electronics: DAE4 Sn778; Calibrated: 2010/10/22
- Phantom: SAM-Right; Type: QD 000 P40 C; Serial: TP-1383
- Measurement SW: DASY4, V4.7 Build 80; Postprocessing SW: SEMCAD, V1.8 Build 186

**Ch1/Area Scan (41x61x1):** Measurement grid: dx=20mm, dy=20mm

Maximum value of SAR (interpolated) = 0.278 mW/g

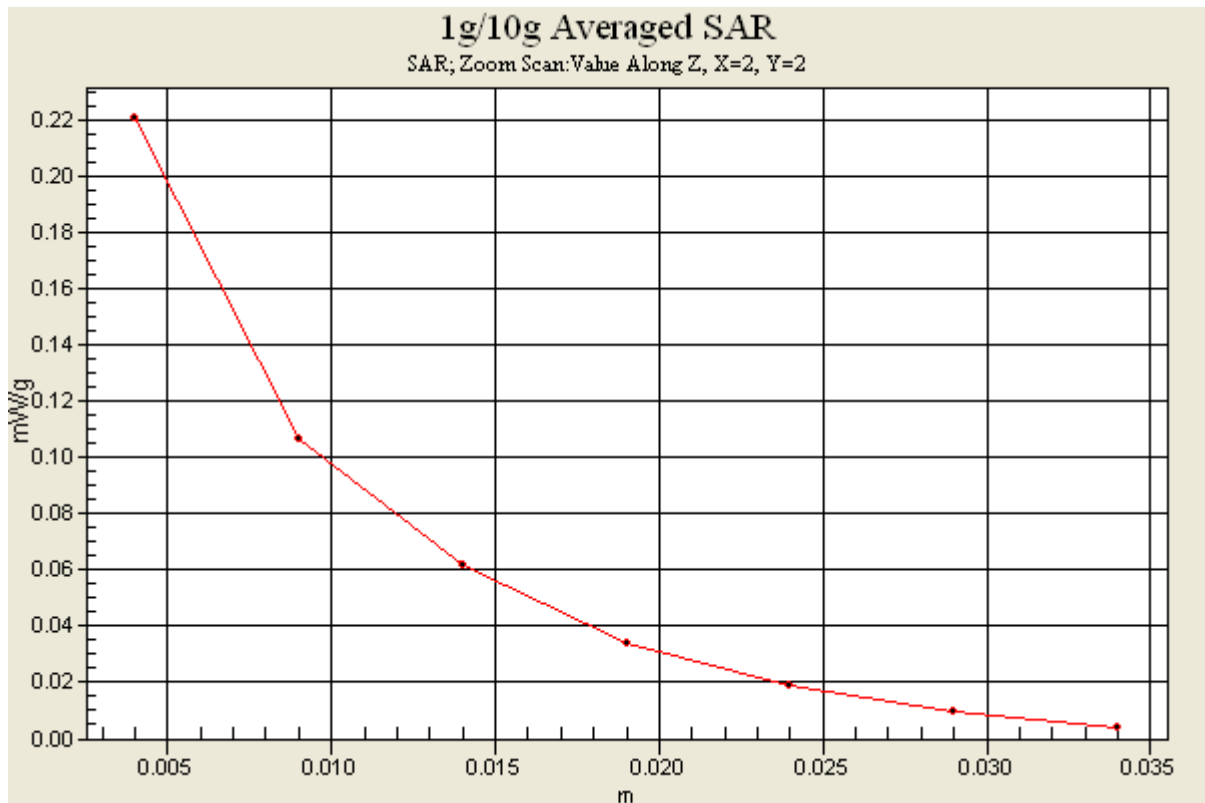
**Ch1/Zoom Scan (5x5x7)/Cube 0:** Measurement grid: dx=8mm, dy=8mm, dz=5mm

Reference Value = 5.08 V/m; Power Drift = 0.003 dB

Peak SAR (extrapolated) = 0.605 W/kg

**SAR(1 g) = 0.231 mW/g; SAR(10 g) = 0.108 mW/g**

Maximum value of SAR (measured) = 0.221 mW/g





## #29 802.11b\_Left Side\_1cm\_Ch1\_Sample1\_Battery1

**DUT: 112505**

Communication System: 802.11b ; Frequency: 2412 MHz;Duty Cycle: 1:1

Medium: MSL\_2450\_110129 Medium parameters used:  $f = 2412$  MHz;  $\sigma = 1.95$  mho/m;  $\epsilon_r = 54$ ;  $\rho = 1000$  kg/m<sup>3</sup>

Ambient Temperature : 22.5 °C ; Liquid Temperature : 21.1 °C

DASY4 Configuration:

- Probe: ET3DV6 - SN1787; ConvF(4.03, 4.03, 4.03); Calibrated: 2010/5/18
- Sensor-Surface: 4mm (Mechanical Surface Detection)
- Electronics: DAE4 Sn778; Calibrated: 2010/10/22
- Phantom: SAM-Right; Type: QD 000 P40 C; Serial: TP-1383
- Measurement SW: DASY4, V4.7 Build 80; Postprocessing SW: SEMCAD, V1.8 Build 186

**Ch1/Area Scan (31x61x1):** Measurement grid: dx=20mm, dy=20mm

Maximum value of SAR (interpolated) = 0.071 mW/g


**Ch1/Zoom Scan (5x5x7)/Cube 0:** Measurement grid: dx=8mm, dy=8mm, dz=5mm

Reference Value = 1.29 V/m; Power Drift = 0.163 dB

Peak SAR (extrapolated) = 0.217 W/kg

**SAR(1 g) = 0.086 mW/g; SAR(10 g) = 0.039 mW/g**

Maximum value of SAR (measured) = 0.089 mW/g



### #30 802.11b\_Right Side\_1cm\_Ch1\_Sample1\_Battery1

**DUT: 112505**

Communication System: 802.11b ; Frequency: 2412 MHz;Duty Cycle: 1:1

Medium: MSL\_2450\_110129 Medium parameters used:  $f = 2412$  MHz;  $\sigma = 1.95$  mho/m;  $\epsilon_r = 54$ ;  $\rho = 1000$  kg/m<sup>3</sup>

Ambient Temperature : 22.5 °C ; Liquid Temperature : 21.1 °C

DASY4 Configuration:

- Probe: ET3DV6 - SN1787; ConvF(4.03, 4.03, 4.03); Calibrated: 2010/5/18
- Sensor-Surface: 4mm (Mechanical Surface Detection)
- Electronics: DAE4 Sn778; Calibrated: 2010/10/22
- Phantom: SAM-Right; Type: QD 000 P40 C; Serial: TP-1383
- Measurement SW: DASY4, V4.7 Build 80; Postprocessing SW: SEMCAD, V1.8 Build 186

**Ch1/Area Scan (41x61x1):** Measurement grid: dx=20mm, dy=20mm

Maximum value of SAR (interpolated) = 0.029 mW/g

**Ch1/Zoom Scan (5x5x7)/Cube 0:** Measurement grid: dx=8mm, dy=8mm, dz=5mm

Reference Value = 2.51 V/m; Power Drift = -0.101 dB

Peak SAR (extrapolated) = 0.052 W/kg

**SAR(1 g) = 0.027 mW/g; SAR(10 g) = 0.015 mW/g**

Maximum value of SAR (measured) = 0.028 mW/g

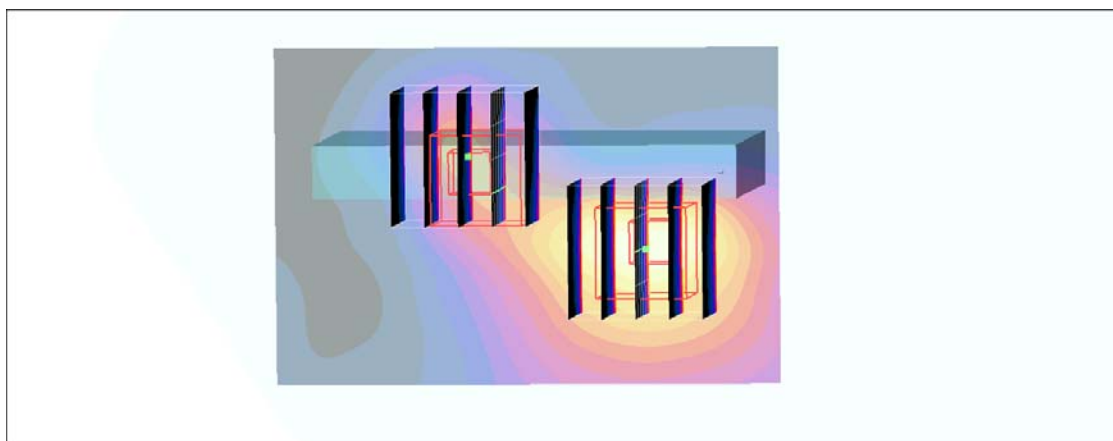
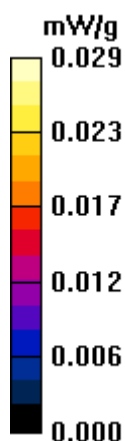
**Ch1/Zoom Scan (5x5x7)/Cube 1:** Measurement grid: dx=8mm, dy=8mm, dz=5mm

Reference Value = 2.51 V/m; Power Drift = -0.101 dB

Peak SAR (extrapolated) = 0.033 W/kg

**SAR(1 g) = 0.018 mW/g; SAR(10 g) = 0.00987 mW/g**

Maximum value of SAR (measured) = 0.019 mW/g



### #31 802.11b\_Top Side\_1cm\_Ch1\_Sample1\_Battery1

#### DUT: 112505

Communication System: 802.11b ; Frequency: 2412 MHz;Duty Cycle: 1:1

Medium: MSL\_2450\_110129 Medium parameters used:  $f = 2412$  MHz;  $\sigma = 1.95$  mho/m;  $\epsilon_r = 54$ ;  $\rho = 1000$  kg/m<sup>3</sup>

Ambient Temperature : 22.2 °C ; Liquid Temperature : 21.1 °C

#### DASY4 Configuration:

- Probe: ET3DV6 - SN1787; ConvF(4.03, 4.03, 4.03); Calibrated: 2010/5/18
- Sensor-Surface: 4mm (Mechanical Surface Detection)
- Electronics: DAE4 Sn778; Calibrated: 2010/10/22
- Phantom: SAM-Right; Type: QD 000 P40 C; Serial: TP-1383
- Measurement SW: DASY4, V4.7 Build 80; Postprocessing SW: SEMCAD, V1.8 Build 186

**Ch1/Area Scan (41x41x1):** Measurement grid: dx=20mm, dy=20mm

Maximum value of SAR (interpolated) = 0.090 mW/g

**Ch1/Zoom Scan (5x5x7)/Cube 0:** Measurement grid: dx=8mm, dy=8mm, dz=5mm

Reference Value = 6.87 V/m; Power Drift = 0.071 dB

Peak SAR (extrapolated) = 0.185 W/kg

**SAR(1 g) = 0.087 mW/g; SAR(10 g) = 0.046 mW/g**

Maximum value of SAR (measured) = 0.092 mW/g

