


Appendix D. Product Photos


Antenna Location :



Appendix E. Test Setup Photos




Positioning Line (H/V)




Right Cheek




Right Tilted




Left Cheek




Left Tilted




Front Face of the DUT with Phantom 1 cm Gap
(DUT without Earphone)



Rear Face of the DUT with Phantom 1 cm Gap
(DUT with Earphone 1)




Rear Face of the DUT with Phantom 1 cm Gap
(DUT with Earphone 3)



Rear Face of the DUT with Phantom 1 cm Gap
(DUT with Earphone 2)



Right Side of the DUT with Phantom 1 cm Gap
(DUT without Earphone)



Left Side of the DUT with Phantom 1 cm Gap
(DUT without Earphone)



**Bottom Side of the DUT with Phantom 1 cm Gap
(DUT without Earphone)**